

## 2021 TYR Pro Swim Series - San Antonio - 1/14/2021 to 1/17/2021

## Results

## Event 1 Women 800 LC Meter Freestyle

<b>World:</b>	<b>8:04.79</b>	<b>W</b>	<b>8/7/2016</b>	<b>Katie Ledecky</b>	<b>USA</b>
<b>American:</b>	<b>8:04.79</b>	<b>A</b>	<b>8/7/2016</b>	<b>Katie Ledecky</b>	<b>USA</b>
<b>U.S. Open:</b>	<b>8:06.68</b>	<b>O</b>	<b>1/17/2016</b>	<b>Katie Ledecky</b>	<b>Nation's Capital</b>
<b>Jr World:</b>	<b>8:11.00</b>	<b>J</b>	<b>6/22/2014</b>	<b>Katie Ledecky</b>	<b>USA</b>
<b>Pro Swim:</b>	<b>8:06.68</b>	<b>P</b>	<b>2016</b>	<b>Katie Ledecky</b>	
<b>Trial Cut:</b>	<b>8:48.09</b>	<b>T</b>			

Name	Age	Team	Seed Time	Finals Time	FINA
1 Haley Anderson	29	Mission Viejo Nadadores	8:27.63	8:34.93T	834
r:+0.80 29.28	1:01.41 (32.13)	1:33.24 (31.83)	2:05.55 (32.31)		
2:37.45 (31.90)	3:09.92 (32.47)	3:41.93 (32.01)	4:14.37 (32.44)		
4:46.57 (32.20)	5:19.35 (32.78)	5:51.47 (32.12)	6:24.33 (32.86)		
6:56.76 (32.43)	7:30.05 (33.29)	8:02.70 (32.65)	8:34.93 (32.23)		
2 Erica Sullivan	20	Sandpipers Of Nevada	8:26.13	8:38.46T	817
r:+0.69 29.30	1:00.85 (31.55)	1:32.51 (31.66)	2:04.90 (32.39)		
2:37.32 (32.42)	3:10.35 (33.03)	3:42.97 (32.62)	4:15.96 (32.99)		
4:48.82 (32.86)	5:21.98 (33.16)	5:54.65 (32.67)	6:27.67 (33.02)		
7:00.64 (32.97)	7:33.73 (33.09)	8:06.59 (32.86)	8:38.46 (31.87)		
3 Bella Sims	15	Sandpipers Of Nevada	8:27.01	8:41.24T	804
r:+0.60 28.76	1:00.59 (31.83)	1:33.47 (32.88)	2:05.91 (32.44)		
2:38.49 (32.58)	3:11.51 (33.02)	3:44.53 (33.02)	4:17.70 (33.17)		
4:50.51 (32.81)	5:23.67 (33.16)	5:56.62 (32.95)	6:30.41 (33.79)		
7:03.43 (33.02)	7:36.73 (33.30)	8:09.62 (32.89)	8:41.24 (31.62)		
4 Katie Grimes	15	Sandpipers Of Nevada	8:37.46	8:43.38T	794
r:+0.63 29.63	1:02.16 (32.53)	1:34.39 (32.23)	2:07.32 (32.93)		
2:40.15 (32.83)	3:13.42 (33.27)	3:46.36 (32.94)	4:19.72 (33.36)		
4:52.57 (32.85)	5:25.82 (33.25)	5:58.82 (33.00)	6:32.12 (33.30)		
7:05.22 (33.10)	7:38.48 (33.26)	8:11.07 (32.59)	8:43.38 (32.31)		
5 Michaela Mattes	15	Sarasota Sharks	8:47.79	8:49.18	768
r:+0.70 29.88	1:02.63 (32.75)	1:34.97 (32.34)	2:08.33 (33.36)		
2:41.27 (32.94)	3:14.23 (32.96)	3:46.97 (32.74)	4:20.52 (33.55)		
4:53.81 (33.29)	5:27.33 (33.52)	6:01.04 (33.71)	6:34.86 (33.82)		
7:07.94 (33.08)	7:42.29 (34.35)	8:15.65 (33.36)	8:49.18 (33.53)		
6 Addie Sauickie	14	Sarasota Sharks	8:56.37	8:54.00	748
r:+0.70 30.15	1:03.37 (33.22)	1:36.62 (33.25)	2:10.41 (33.79)		
2:43.54 (33.13)	3:17.20 (33.66)	3:50.63 (33.43)	4:24.15 (33.52)		
4:57.60 (33.45)	5:31.40 (33.80)	6:05.15 (33.75)	6:39.30 (34.15)		
7:12.77 (33.47)	7:46.80 (34.03)	8:20.67 (33.87)	8:54.00 (33.33)		
7 Olivia McMurray	17	Swim Florida	8:35.31	8:55.45	742
r:+0.76 30.15	1:02.87 (32.72)	1:34.97 (32.10)	2:09.55 (34.58)		
2:42.08 (32.53)	3:16.83 (34.75)	3:51.11 (34.28)	4:24.84 (33.73)		
4:58.03 (33.19)	5:32.99 (34.96)	6:07.39 (34.40)	6:41.62 (34.23)		
7:15.55 (33.93)	7:49.34 (33.79)	8:23.19 (33.85)	8:55.45 (32.26)		



## 2021 TYR Pro Swim Series - San Antonio - 1/14/2021 to 1/17/2021

## Results

## Event 2 Men 800 LC Meter Freestyle

<b>World:</b>	<b>7:32.12</b>	<b>W</b>	<b>7/29/2009</b>	<b>Lin Zhang</b>	<b>CHN</b>
<b>American:</b>	<b>7:43.60</b>	<b>A</b>	<b>7/31/2013</b>	<b>Michael McBroom</b>	<b>USA</b>
<b>U.S. Open:</b>	<b>7:44.57</b>	<b>O</b>	<b>7/29/2018</b>	<b>Zane Grothe</b>	<b>Mission Viejo Na</b>
<b>Jr World:</b>	<b>7:45.67</b>	<b>J</b>	<b>8/28/2013</b>	<b>Mack Horton</b>	<b>AUS</b>
<b>Pro Swim:</b>	<b>7:49.96</b>	<b>P</b>	<b>2014</b>	<b>Michael McBroom</b>	
<b>Trial Cut:</b>	<b>8:12.99</b>	<b>T</b>			

Name	Age	Team	Seed Time	Finals Time	FINA
1 Zane Grothe	28	Boulder City Henderson Swim Te	7:50.14	7:59.05 T	840
r:+0.69 28.06	58.60 (30.54)	1:29.02 (30.42)	1:59.95 (30.93)		
2:30.68 (30.73)	3:01.36 (30.68)	3:31.78 (30.42)	4:02.58 (30.80)		
4:32.62 (30.04)	5:03.06 (30.44)	5:33.03 (29.97)	6:03.43 (30.40)		
6:33.40 (29.97)	7:03.03 (29.63)	7:31.89 (28.86)	7:59.05 (27.16)		
2 Kieran Smith	20	Unattached FLOR	8:00.05	7:59.27 T	839
r:+0.69 27.83	58.70 (30.87)	1:29.24 (30.54)	2:00.21 (30.97)		
2:30.87 (30.66)	3:01.70 (30.83)	3:32.09 (30.39)	4:03.02 (30.93)		
4:32.71 (29.69)	5:02.59 (29.88)	5:32.39 (29.80)	6:02.37 (29.98)		
6:31.97 (29.60)	7:01.94 (29.97)	7:31.71 (29.77)	7:59.27 (27.56)		
3 Will Gallant	19	Mission Viejo Nadadores	8:02.15	8:04.80 T	811
r:+0.65 27.77	57.93 (30.16)	1:28.08 (30.15)	1:58.70 (30.62)		
2:29.12 (30.42)	2:59.91 (30.79)	3:30.18 (30.27)	4:00.89 (30.71)		
4:31.22 (30.33)	5:01.83 (30.61)	5:32.24 (30.41)	6:02.89 (30.65)		
6:33.62 (30.73)	7:04.35 (30.73)	7:34.68 (30.33)	8:04.80 (30.12)		
4 David Johnston	19	University of Texas	8:12.14	8:07.49 T	797
r:+0.69 23.05	57.91 (34.86)	1:28.39 (30.48)	1:58.83 (30.44)		
2:29.48 (30.65)	2:59.89 (30.41)	3:30.71 (30.82)	4:01.32 (30.61)		
4:32.27 (30.95)	5:03.05 (30.78)	5:33.87 (30.82)	6:05.04 (31.17)		
6:36.02 (30.98)	7:06.70 (30.68)	7:37.37 (30.67)	8:07.49 (30.12)		
5 Liam Custer	16	Sarasota Sharks	8:09.69	8:13.17	770
r:+0.71 28.06	59.11 (31.05)	1:29.88 (30.77)	2:01.00 (31.12)		
2:31.75 (30.75)	3:02.29 (30.54)	3:33.12 (30.83)	4:04.17 (31.05)		
4:34.70 (30.53)	5:05.68 (30.98)	5:36.70 (31.02)	6:08.13 (31.43)		
6:39.52 (31.39)	7:10.91 (31.39)	7:42.38 (31.47)	8:13.17 (30.79)		
6 Jack Collins	23	Unattached BAD	7:59.28	8:15.71	758
r:+0.71 28.71	59.29 (30.58)	1:29.86 (30.57)	2:00.79 (30.93)		
2:31.07 (30.28)	3:02.71 (31.64)	3:32.22 (29.51)	4:04.82 (32.60)		
	5:07.21 ( )	5:35.42 (28.21)	6:10.08 (34.66)		
6:40.54 (30.46)	7:13.25 (32.71)	7:44.69 (31.44)	8:15.71 (31.02)		



## 2021 TYR Pro Swim Series - San Antonio - 1/14/2021 to 1/17/2021

## Results

## Event 3 Women 200 LC Meter Freestyle

<b>World:</b>	<b>1:52.98</b>	<b>W</b>	<b>7/29/2009</b>	<b>Federica Pellegrini</b>	<b>ITA</b>
<b>American:</b>	<b>1:53.61</b>	<b>A</b>	<b>7/31/2012</b>	<b>Allison Schmitt</b>	<b>USA Olympic Team</b>
<b>U.S. Open:</b>	<b>1:54.40</b>	<b>O</b>	<b>6/25/2012</b>	<b>Allison Schmitt</b>	<b>North Baltimore</b>
<b>Jr World:</b>	<b>1:55.43</b>	<b>J</b>	<b>7/24/2019</b>	<b>Junxuan Yang</b>	<b>CHN</b>
<b>Pro Swim:</b>	<b>1:54.43</b>	<b>P</b>	<b>2016</b>	<b>Katie Ledecky</b>	
<b>Trial Cut:</b>	<b>2:01.69</b>	<b>T</b>			

Name		Age	Team	Prelim Time	Finals Time	FINA
<b>A - Final</b>						
1	Madisyn Cox	25	Longhorn Aquatics	2:00.87	1:59.42 T	846
	r:+0.68 28.01	58.33 (30.32)	1:28.67 (30.34)	1:59.42 (30.75)		
2	Regan Smith	18	Riptide	2:00.35	1:59.49 T	845
	r:+0.73 27.84	57.97 (30.13)	1:28.68 (30.71)	1:59.49 (30.81)		
3	Olivia Smoliga	26	Athens Bulldog Swim Club	2:01.75	1:59.91 T	836
	r:+0.68 27.16	57.46 (30.30)	1:28.61 (31.15)	1:59.91 (31.30)		
4	Bella Sims	15	Sandpipers Of Nevada	2:01.14	2:00.21 T	830
	r:+0.59 28.12	58.57 (30.45)	1:30.07 (31.50)	2:00.21 (30.14)		
5	Emma Weyant	19	Sarasota Sharks	2:00.75	2:00.38 T	826
	r:+0.76 28.63	58.98 (30.35)	1:29.90 (30.92)	2:00.38 (30.48)		
6	Melanie Margalis	29	Saint Petersburg Aquatics	2:01.55	2:01.14 T	811
	r:+0.69 28.67	59.72 (31.05)	1:30.62 (30.90)	2:01.14 (30.52)		
7	Abbey Weitzel	24	California Aquatics	2:01.18	2:01.74	799
	r:+0.66 27.29	57.95 (30.66)	1:28.99 (31.04)	2:01.74 (32.75)		
8	Justina Kozan	17	Mission Viejo Nadadores	2:01.33	2:02.21	790
	r:+0.67 28.47	59.20 (30.73)	1:31.08 (31.88)	2:02.21 (31.13)		
<b>B - Final</b>						
9	Isabel Ivey	20	Unattached	2:01.75	2:00.24 T	829
	r:+0.72 28.06	58.24 (30.18)	1:28.92 (30.68)	2:00.24 (31.32)		
10	Katie Crom	17	Mission Viejo Nadadores	2:04.12	2:01.67 T	800
	r:+0.68 28.31	59.57 (31.26)	1:30.81 (31.24)	2:01.67 (30.86)		
11	Mallory Comerford	23	Cardinal Aquatics	2:02.40	2:02.29	788
	r:+0.69 28.73	59.21 (30.48)	1:30.63 (31.42)	2:02.29 (31.66)		
12	Evie Pfeifer	21	University of Texas	2:02.97	2:03.04	774
	r:+0.78 28.89	1:00.34 (31.45)	1:31.12 (30.78)	2:03.04 (31.92)		
13	Erica Sullivan	20	Sandpipers Of Nevada	2:03.58	2:03.85	759
	r:+0.70 28.98	1:00.40 (31.42)	1:32.20 (31.80)	2:03.85 (31.65)		
14	Riley Francis	17	Lakeside Aquatic Club	2:03.01	2:04.09	754
	r:+0.74 29.47	1:00.90 (31.43)	1:33.10 (32.20)	2:04.09 (30.99)		
15	Olivia McMurray	17	Swim Florida	2:03.93	2:04.25	751
	r:+0.77 29.38	1:01.29 (31.91)	1:33.38 (32.09)	2:04.25 (30.87)		
16	Addie Sauickie	14	Sarasota Sharks	2:04.47	2:04.36	749
	r:+0.72 28.85	1:00.46 (31.61)	1:32.29 (31.83)	2:04.36 (32.07)		



## 2021 TYR Pro Swim Series - San Antonio - 1/14/2021 to 1/17/2021

## Results

## Event 3 Women 200 LC Meter Freestyle

<b>World:</b>	<b>1:52.98</b>	<b>W</b>	<b>7/29/2009</b>	<b>Federica Pellegrini</b>	<b>ITA</b>
<b>American:</b>	<b>1:53.61</b>	<b>A</b>	<b>7/31/2012</b>	<b>Allison Schmitt</b>	<b>USA Olympic Team</b>
<b>U.S. Open:</b>	<b>1:54.40</b>	<b>O</b>	<b>6/25/2012</b>	<b>Allison Schmitt</b>	<b>North Baltimore</b>
<b>Jr World:</b>	<b>1:55.43</b>	<b>J</b>	<b>7/24/2019</b>	<b>Junxuan Yang</b>	<b>CHN</b>
<b>Pro Swim:</b>	<b>1:54.43</b>	<b>P</b>	<b>2016</b>	<b>Katie Ledecky</b>	
<b>Trial Cut:</b>	<b>2:01.69</b>	<b>T</b>			

Name	Age	Team	Seed Time	Prelim Time	FINA
<b>Preliminaries</b>					
1 Regan Smith	18	Riptide	1:58.44	2:00.35 T	q827
r:+0.73 27.87	58.07 (30.20)	1:28.80 (30.73)	2:00.35 (31.55)		
2 Emma Weyant	19	Sarasota Sharks	1:58.36	2:00.75 T	q819
r:+0.77 28.64	59.40 (30.76)	1:29.88 (30.48)	2:00.75 (30.87)		
3 Madisyn Cox	25	Longhorn Aquatics	1:58.52	2:00.87 T	q816
r:+0.67 28.18	58.84 (30.66)	1:29.71 (30.87)	2:00.87 (31.16)		
4 Bella Sims	15	Sandpipers Of Nevada	1:59.93	2:01.14 T	q811
r:+0.59 27.49	58.17 (30.68)	1:29.63 (31.46)	2:01.14 (31.51)		
5 Abbey Weitzel	24	California Aquatics	2:00.95	2:01.18 T	q810
r:+0.68 27.77	58.52 (30.75)	1:29.83 (31.31)	2:01.18 (31.35)		
6 Justina Kozan	17	Mission Viejo Nadadores	1:59.21	2:01.33 T	q807
r:+0.69 28.16	59.17 (31.01)	1:30.29 (31.12)	2:01.33 (31.04)		
7 Melanie Margalis	29	Saint Petersburg Aquatics	1:57.80	2:01.55 T	q803
r:+0.68 29.41	1:00.58 (31.17)	1:30.96 (30.38)	2:01.55 (30.59)		
8 Olivia Smoliga	26	Athens Bulldog Swim Club	1:59.02	2:01.75	q799
r:+0.72 28.76	1:00.41 (31.65)	1:31.73 (31.32)	2:01.75 (30.02)		
9 Isabel Ivey	20	Unattached	2:00.27	2:01.75	q799
r:+0.73 28.30	59.10 (30.80)	1:30.03 (30.93)	2:01.75 (31.72)		
10 Mallory Comerford	23	Cardinal Aquatics	1:57.93	2:02.40	q786
r:+0.65 28.35	59.30 (30.95)	1:30.56 (31.26)	2:02.40 (31.84)		
11 Evie Pfeifer	21	University of Texas	2:00.62	2:02.97	q775
r:+0.78 29.17	1:00.52 (31.35)	1:31.84 (31.32)	2:02.97 (31.13)		
12 Riley Francis	17	Lakeside Aquatic Club	2:00.75	2:03.01	q774
r:+0.73 28.74	59.65 (30.91)	1:30.89 (31.24)	2:03.01 (32.12)		
13 Erica Sullivan	20	Sandpipers Of Nevada	1:59.99	2:03.58	q764
r:+0.66 29.13	1:00.17 (31.04)	1:31.35 (31.18)	2:03.58 (32.23)		
14 Olivia McMurray	17	Swim Florida	2:00.34	2:03.93	q757
r:+0.77 28.69	59.91 (31.22)	1:32.17 (32.26)	2:03.93 (31.76)		
15 Katie Crom	17	Mission Viejo Nadadores	2:00.71	2:04.12	q754
r:+0.65 28.37	59.85 (31.48)	1:32.09 (32.24)	2:04.12 (32.03)		
16 Natalie Hinds	27	Athens Bulldog Swim Club	2:01.30	2:04.27	q751
r:+0.67 28.20	59.45 (31.25)	1:31.44 (31.99)	2:04.27 (32.83)		
17 Addie Sauickie	14	Sarasota Sharks	2:02.35	2:04.47	747
r:+0.71 28.68	1:00.08 (31.40)	1:32.39 (32.31)	2:04.47 (32.08)		
18 Ally McHugh	23	Wisconsin Aquatics	2:02.95	2:04.50	747
r:+0.81 29.70	1:01.29 (31.59)	1:32.94 (31.65)	2:04.50 (31.56)		
19 Katie Grimes	15	Sandpipers Of Nevada	2:03.61	2:05.54	728
r:+0.64 28.78	1:00.81 (32.03)	1:33.21 (32.40)	2:05.54 (32.33)		



## 2021 TYR Pro Swim Series - San Antonio - 1/14/2021 to 1/17/2021

## Results

## Preliminaries ... (Event 3 Women 200 LC Meter Freestyle)

Name	Age	Team	Seed Time	Prelim Time	FINA
20 Natalie Mannion	16	Sarasota Sharks	2:01.82	2:06.02	720
r:+0.74 29.57	1:00.73 (31.16)	1:32.68 (31.95)	2:06.02 (33.34)		
21 Lisa Bratton	24	Aggie Swim Club	2:04.17	2:07.20	700
r:+0.69 28.73	1:01.17 (32.44)	1:33.87 (32.70)	2:07.20 (33.33)		
22 Margo Geer	28	Mission Viejo Nadadores	2:01.62	2:07.30	699
r:+0.66 29.15	1:01.33 (32.18)	1:34.12 (32.79)	2:07.30 (33.18)		
--- Kelly Pash	19	Unattached TEX	1:59.58	NS	

## Event 3S Women 200 LC Meter Freestyle Swim-off

<b>World:</b>	<b>1:52.98</b>	<b>W</b>	<b>7/29/2009</b>	<b>Federica Pellegrini</b>	<b>ITA</b>
<b>American:</b>	<b>1:53.61</b>	<b>A</b>	<b>7/31/2012</b>	<b>Allison Schmitt</b>	<b>USA Olympic Team</b>
<b>U.S. Open:</b>	<b>1:54.40</b>	<b>O</b>	<b>6/25/2012</b>	<b>Allison Schmitt</b>	<b>North Baltimore</b>
<b>Jr World:</b>	<b>1:54.81</b>	<b>J</b>	<b>4/5/2018</b>	<b>Taylor Ruck</b>	<b>CAN</b>
<b>Pro Swim:</b>	<b>1:54.43</b>	<b>P</b>	<b>2016</b>	<b>Katie Ledecky</b>	
<b>Trial Cut:</b>	<b>2:01.69</b>	<b>T</b>			

Name	Age	Team	Seed Time	Finals Time	FINA
<b>- Swim-off</b>					
1 Olivia Smoliga	26	Athens Bulldog Swim Club	2:01.75	2:01.47 T	804
r:+0.69 27.28	57.69 (30.41)	1:28.79 (31.10)	2:01.47 (32.68)		
2 Isabel Ivey	20	Unattached	2:01.75	2:02.46	785
r:+0.72 27.55	58.00 (30.45)	1:29.72 (31.72)	2:02.46 (32.74)		

## Event 4 Men 200 LC Meter Freestyle

<b>World:</b>	<b>1:42.00</b>	<b>W</b>	<b>7/28/2009</b>	<b>Paul Biedermann</b>	<b>GER</b>
<b>American:</b>	<b>1:42.96</b>	<b>A</b>	<b>8/12/2008</b>	<b>Michael Phelps</b>	<b>USA</b>
<b>U.S. Open:</b>	<b>1:44.10</b>	<b>O</b>	<b>7/1/2008</b>	<b>Michael Phelps</b>	<b>Club Wolverine</b>
<b>Jr World:</b>	<b>1:46.13</b>	<b>J</b>	<b>12/18/2018</b>	<b>Elijah Winnington</b>	<b>AUS</b>
<b>Pro Swim:</b>	<b>1:44.82</b>	<b>P</b>	<b>2016</b>	<b>Sun Yang</b>	
<b>Trial Cut:</b>	<b>1:50.79</b>	<b>T</b>			

Name	Age	Team	Prelim Time	Finals Time	FINA
<b>A - Final</b>					
1 Kieran Smith	20	Unattached FLOR	1:48.46	1:47.36 T	857
r:+0.69 25.13	52.50 (27.37)	1:19.75 (27.25)	1:47.36 (27.61)		
2 Townley Haas	24	NOVA of Virginia Aquatics, Inc	1:52.13	1:48.81 T	823
r:+0.70 25.63	53.15 (27.52)	1:20.88 (27.73)	1:48.81 (27.93)		
3 Zane Grothe	28	Boulder City Henderson Swim Te	1:51.77	1:48.88 T	822
r:+0.69 26.13	54.18 (28.05)	1:22.33 (28.15)	1:48.88 (26.55)		
4 Carson Foster	19	University of Texas	1:50.32	1:49.12 T	816
r:+0.64 25.23	52.66 (27.43)	1:20.30 (27.64)	1:49.12 (28.82)		
5 Andrew Seliskar	24	California Aquatics	1:50.75	1:50.32 T	790
r:+0.66 25.81	53.72 (27.91)	1:21.48 (27.76)	1:50.32 (28.84)		
6 Drew Kibler	20	University of Texas	1:50.71	1:50.41 T	788
r:+0.59 25.46	53.39 (27.93)	1:21.76 (28.37)	1:50.41 (28.65)		
7 Mitch D'Arrigo	25	Gator Swim Club	1:51.73	1:51.14	773
r:+0.69 26.34	54.46 (28.12)	1:22.45 (27.99)	1:51.14 (28.69)		
8 Jake Sannem	22	University of Texas	1:52.23	1:53.58	724
r:+0.76 26.27	54.98 (28.71)	1:24.04 (29.06)	1:53.58 (29.54)		



## 2021 TYR Pro Swim Series - San Antonio - 1/14/2021 to 1/17/2021

## Results

## B - Final ... (Event 4 Men 200 LC Meter Freestyle)

Name	Age	Team	Prelim Time	Finals Time	FINA
<b>B - Final</b>					
9 Jay Litherland	25	Dynamo Swim Club	1:52.38	1:52.40	747
r:+0.75 26.35	54.89 (28.54)	1:23.48 (28.59)	1:52.40 (28.92)		
10 Brett Pinfold	25	Swim Houston Aquatics Center	1:52.87	1:52.86	738
r:+0.76 26.23	55.15 (28.92)	1:24.33 (29.18)	1:52.86 (28.53)		
11 Zach Apple	23	Mission Viejo Nadadores	1:53.19	1:53.03	734
r:+0.65 26.07	55.17 (29.10)	1:23.79 (28.62)	1:53.03 (29.24)		
12 Jack Dahlgren	21	Unattached - UMIZ	1:52.57	1:53.31	729
r:+0.63 25.75	54.34 (28.59)	1:23.34 (29.00)	1:53.31 (29.97)		
13 Liam Custer	16	Sarasota Sharks	1:53.67	1:53.73	721
r:+0.67 22.14	55.12 (32.98)	1:24.82 (29.70)	1:53.73 (28.91)		
14 Dean Farris	23	Veritas Swimming	1:53.48	1:54.11	714
r:+0.69 25.83	54.97 (29.14)	1:24.59 (29.62)	1:54.11 (29.52)		
15 Gunnar Bentz	25	Dynamo Swim Club	1:53.52	1:54.53	706
r:+0.74 26.83	56.05 (29.22)	1:25.53 (29.48)	1:54.53 (29.00)		
16 Mark Theall	22	Texas A & M University	1:52.76	1:54.90	699
r:+0.66 21.82	55.18 (33.36)	1:24.65 (29.47)	1:54.90 (30.25)		

## Event 4 Men 200 LC Meter Freestyle

<b>World:</b>	<b>1:42.00</b>	<b>W</b>	<b>7/28/2009</b>	<b>Paul Biedermann</b>	<b>GER</b>
<b>American:</b>	<b>1:42.96</b>	<b>A</b>	<b>8/12/2008</b>	<b>Michael Phelps</b>	<b>USA</b>
<b>U.S. Open:</b>	<b>1:44.10</b>	<b>O</b>	<b>7/1/2008</b>	<b>Michael Phelps</b>	<b>Club Wolverine</b>
<b>Jr World:</b>	<b>1:46.13</b>	<b>J</b>	<b>12/18/2018</b>	<b>Elijah Winnington</b>	<b>AUS</b>
<b>Pro Swim:</b>	<b>1:44.82</b>	<b>P</b>	<b>2016</b>	<b>Sun Yang</b>	
<b>Trial Cut:</b>	<b>1:50.79</b>	<b>T</b>			

Name	Age	Team	Seed Time	Prelim Time	FINA
<b>Preliminaries</b>					
1 Kieran Smith	20	Unattached FLOR	1:46.21	1:48.46 T	q831
r:+0.67 25.58	53.61 (28.03)	1:21.92 (28.31)	1:48.46 (26.54)		
2 Carson Foster	19	University of Texas	1:47.47	1:50.32 T	q790
r:+0.66 25.46	53.66 (28.20)	1:21.89 (28.23)	1:50.32 (28.43)		
3 Drew Kibler	20	University of Texas	1:47.16	1:50.71 T	q782
r:+0.61 25.81	54.28 (28.47)	1:22.53 (28.25)	1:50.71 (28.18)		
4 Andrew Seliskar	24	California Aquatics	1:45.71	1:50.75 T	q781
r:+0.62 25.89	54.29 (28.40)	1:22.28 (27.99)	1:50.75 (28.47)		
5 Jake Foster	20	University of Texas	1:53.68	1:51.71	q761
r:+0.67 26.13	54.26 (28.13)	1:23.11 (28.85)	1:51.71 (28.60)		
6 Mitch D'Arrigo	25	Gator Swim Club	1:47.79	1:51.73	q760
r:+0.66 26.28	55.07 (28.79)	1:23.37 (28.30)	1:51.73 (28.36)		
7 Zane Grothe	28	Boulder City Henderson Swim Te	1:47.90	1:51.77	q760
r:+0.71 26.97	55.69 (28.72)	1:24.83 (29.14)	1:51.77 (26.94)		
8 Townley Haas	24	NOVA of Virginia Aquatics, Inc	1:45.92	1:52.13	q752
r:+0.70 26.86	55.64 (28.78)	1:23.62 (27.98)	1:52.13 (28.51)		
9 Jake Sannem	22	University of Texas	1:49.86	1:52.23	q750
r:+0.74 26.10	54.62 (28.52)	1:23.25 (28.63)	1:52.23 (28.98)		
10 Jay Litherland	25	Dynamo Swim Club	1:49.21	1:52.38	q747
r:+0.73 26.15	55.43 (29.28)	1:23.66 (28.23)	1:52.38 (28.72)		



## 2021 TYR Pro Swim Series - San Antonio - 1/14/2021 to 1/17/2021

## Results

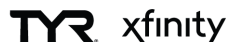
## Preliminaries ... (Event 4 Men 200 LC Meter Freestyle)

Name	Age	Team	Seed Time	Prelim Time	FINA
11 Jack Dahlgren	21	Unattached - UMIZ	1:49.03	1:52.57	q743
r:+0.62 26.10	54.77 (28.67)	1:23.54 (28.77)	1:52.57 (29.03)		
12 Mark Theall	22	Texas A & M University	1:47.19	1:52.76	q740
r:+0.64 26.00	55.67 (29.67)	1:24.44 (28.77)	1:52.76 (28.32)		
13 Brett Pinfold	25	Swim Houston Aquatics Center	1:51.50	1:52.87	q738
r:+0.71 26.55	55.22 (28.67)	1:24.33 (29.11)	1:52.87 (28.54)		
14 Austin Katz	21	University of Texas	1:50.20	1:53.02	q735
r:+0.64 26.17	55.23 (29.06)	1:24.20 (28.97)	1:53.02 (28.82)		
15 Zach Apple	23	Mission Viejo Nadadores	1:46.76	1:53.19	q731
r:+0.62 26.78	55.44 (28.66)	1:24.51 (29.07)	1:53.19 (28.68)		
16 David Johnston	19	University of Texas	1:53.03	1:53.42	q727
r:+0.70 26.53	55.63 (29.10)	1:24.63 (29.00)	1:53.42 (28.79)		
17 Dean Farris	23	Veritas Swimming	1:46.45	1:53.48	726
r:+0.69 25.46	53.70 (28.24)	1:22.80 (29.10)	1:53.48 (30.68)		
18 Gunnar Bentz	25	Dynamo Swim Club	1:50.61	1:53.52	725
r:+0.75 26.97	55.68 (28.71)	1:24.90 (29.22)	1:53.52 (28.62)		
19 Liam Custer	16	Sarasota Sharks	1:55.46	1:53.67	722
r:+0.65 22.28	55.32 (33.04)	1:24.82 (29.50)	1:53.67 (28.85)		
20 Steven Richardson	25	Aggie Swim Club	1:51.24	1:53.79	720
r:+0.66 26.11	54.46 (28.35)	1:23.83 (29.37)	1:53.79 (29.96)		
21 Maxime Rooney	22	Pleasanton Seahawks	1:46.78	1:53.85	719
r:+0.60 25.93	54.44 (28.51)	1:23.42 (28.98)	1:53.85 (30.43)		
22 Ethan Heasley	19	University of Texas	1:51.90	1:56.46	671
r:+0.70 27.49	57.04 (29.55)	1:26.68 (29.64)	1:56.46 (29.78)		
--- Sam Stewart	23	Unattached	1:49.15		NS
--- Arik Katz	19	Veritas Swimming	1:52.30		NS

## Event 5 Women 100 LC Meter Breaststroke

<b>World:</b>	<b>1:04.13</b>	<b>W</b>	<b>7/25/2017</b>	<b>Lilly King</b>	<b>USA</b>
<b>American:</b>	<b>1:04.13</b>	<b>A</b>	<b>7/25/2017</b>	<b>Lilly King</b>	<b>USA</b>
<b>U.S. Open:</b>	<b>1:04.45</b>	<b>O</b>	<b>8/7/2009</b>	<b>Jessica Hardy</b>	<b>Trojan</b>
<b>Jr World:</b>	<b>1:05.39</b>	<b>J</b>	<b>8/20/2014</b>	<b>Ruta Meilutyte</b>	<b>LTU</b>
<b>Pro Swim:</b>	<b>1:05.57</b>	<b>P</b>	<b>2011</b>	<b>Rebecca Soni</b>	
<b>Trial Cut:</b>	<b>1:10.99</b>	<b>T</b>			

Name	Age	Team	Prelim Time	Finals Time	FINA
<b>A - Final</b>					
1 Lilly King	23	Indiana Swim Club	1:08.19	1:07.14 T	871
r:+0.66 31.42	1:07.14 (35.72)				
2 Kathleen Baker	23	Team Elite	1:09.67	1:08.44 T	822
r:+0.63 31.82	1:08.44 (36.62)				
3 Rachel Bernhardt	25	Gamecock Aquatics	1:09.89	1:09.00 T	802
r:+0.69 32.78	1:09.00 (36.22)				
4 Micah Sumrall	30	Gamecock Aquatics	1:09.44	1:09.06 T	800
r:+0.73 32.61	1:09.06 (36.45)				
5 Bethany Galat	25	Aggie Swim Club	1:09.94	1:09.42 T	788
r:+0.61 32.34	1:09.42 (37.08)				



## 2021 TYR Pro Swim Series - San Antonio - 1/14/2021 to 1/17/2021

## Results

## A - Final ... (Event 5 Women 100 LC Meter Breaststroke)

Name	Age	Team	Prelim Time	Finals Time	FINA
6 Jaycee Yegher r:+0.67 33.24	21	Veritas Swimming	1:10.56	1:10.12 T	764
7 Emma Weber r:+0.69 33.01	17	Univ of Denver Hilltoppers	1:11.14	1:10.34 T	757
8 Liz Roberts r:+0.74 34.11	32	Gamecock Aquatics	1:11.37	1:11.68	716

## B - Final

9 Ellie Andrews r:+0.67 32.67	18	Westerville Aquatic Club	1:11.43	1:11.41	724
10 Gracie Weyant r:+0.72 34.38	15	Sarasota Sharks	1:12.20	1:12.59	689
11 Emma Barksdale r:+0.71 34.27	23	Gamecock Aquatics	1:12.44	1:13.06	676

## Event 5 Women 100 LC Meter Breaststroke

<b>World:</b>	<b>1:04.13</b>	<b>W</b>	<b>7/25/2017</b>	<b>Lilly King</b>	<b>USA</b>
<b>American:</b>	<b>1:04.13</b>	<b>A</b>	<b>7/25/2017</b>	<b>Lilly King</b>	<b>USA</b>
<b>U.S. Open:</b>	<b>1:04.45</b>	<b>O</b>	<b>8/7/2009</b>	<b>Jessica Hardy</b>	<b>Trojan</b>
<b>Jr World:</b>	<b>1:05.39</b>	<b>J</b>	<b>8/20/2014</b>	<b>Ruta Meilutyte</b>	<b>LTU</b>
<b>Pro Swim:</b>	<b>1:05.57</b>	<b>P</b>	<b>2011</b>	<b>Rebecca Soni</b>	
<b>Trial Cut:</b>	<b>1:10.99</b>	<b>T</b>			

Name	Age	Team	Seed Time	Prelim Time	FINA
<b>Preliminaries</b>					
1 Lilly King r:+0.66 31.88	23	Indiana Swim Club	1:04.93	1:08.19 T	q831
2 Micah Sumrall r:+0.70 33.02	30	Gamecock Aquatics	1:07.40	1:09.44 T	q787
3 Kathleen Baker r:+0.65 32.31	23	Team Elite	1:07.90	1:09.67 T	q779
4 Rachel Bernhardt r:+0.70 33.04	25	Gamecock Aquatics	1:07.59	1:09.89 T	q772
5 Bethany Galat r:+0.59 32.80	25	Aggie Swim Club	1:07.13	1:09.94 T	q770
6 Jaycee Yegher r:+0.69 32.51	21	Veritas Swimming	1:07.98	1:10.56 T	q750
7 Emma Weber r:+0.67 32.80	17	Univ of Denver Hilltoppers	1:08.73	1:11.14	q732
8 Liz Roberts r:+0.73 33.55	32	Gamecock Aquatics	1:10.78	1:11.37	q725
9 Ellie Andrews r:+0.65 33.33	18	Westerville Aquatic Club	1:08.12	1:11.43	q723
10 Gracie Weyant r:+0.67 34.56	15	Sarasota Sharks	1:11.49	1:12.20	q700
11 Emma Barksdale r:+0.68 34.69	23	Gamecock Aquatics	1:10.15	1:12.44	q693





## 2021 TYR Pro Swim Series - San Antonio - 1/14/2021 to 1/17/2021

## Results

## Event 6 Men 100 LC Meter Breaststroke

<b>World:</b>	<b>56.88</b>	<b>W</b>	<b>7/21/2019</b>	<b>Adam Peaty</b>	<b>GBR</b>
<b>American:</b>	<b>58.64</b>	<b>A</b>	<b>7/23/2017</b>	<b>Kevin Cordes</b>	<b>USA</b>
<b>U.S. Open:</b>	<b>58.74</b>	<b>O</b>	<b>6/30/2017</b>	<b>Kevin Cordes/Jaoa Gomes</b>	<b>Unattached-SE</b>
<b>Jr World:</b>	<b>59.01</b>	<b>J</b>	<b>8/23/2017</b>	<b>Nicolo Martinenghi</b>	<b>ITA</b>
<b>Pro Swim:</b>	<b>58.86</b>	<b>P</b>	<b>2017</b>	<b>Adam Peaty</b>	
<b>Trial Cut:</b>	<b>1:03.29</b>	<b>T</b>			

Name	Age	Team	Prelim Time	Finals Time	FINA
<b>A - Final</b>					
1 Nic Fink	27	Athens Bulldog Swim Club	1:01.22	1:00.84 T	817
r:+0.72 28.81			1:00.84 (32.03)		
2 Cody Miller	29	Sandpipers Of Nevada/Univ. Indiana	1:01.20	1:01.42 T	794
r:+0.65 28.84			1:01.42 (32.58)		
3 Will Licon	26	Longhorn Aquatics	1:01.81	1:01.64 T	785
r:+0.69 29.09			1:01.64 (32.55)		
4 Kevin Cordes	27	Athens Bulldog Swim Club	1:01.88	1:01.83 T	778
r:+0.70 26.42			1:01.83 (35.41)		
5 Tommy Cope	23	Club Wolverine	1:02.41	1:02.26 T	762
r:+0.62 30.53			1:02.26 (31.73)		
6 Andrew Wilson	27	Athens Bulldog Swim Club	1:01.79	1:02.44 T	755
r:+0.63 22.06			1:02.44 (40.38)		
7 Ian Finnerty	24	Mission Viejo Nadadores	1:02.87	1:03.17 T	730
r:+0.66 28.80			1:03.17 (34.37)		
8 Ben Cono	24	Gamecock Aquatics	1:03.43	1:03.58	716
r:+0.69 22.24			1:03.58 (41.34)		
<b>B - Final</b>					
9 Charlie Scheinfeld	21	University of Texas	1:05.16	1:03.81	708
r:+0.66 30.00			1:03.81 (33.81)		
10 Sam Stewart	23	Unattached	1:04.68	1:04.87	674
r:+0.68 30.51			1:04.87 (34.36)		
11 Paul Degrado	19	University of Texas	1:06.38	1:05.48	655
r:+0.66 30.77			1:05.48 (34.71)		
12 Yaseen El Demerdash	17	Kansas City Blazers	1:12.49	1:12.23	488
r:+0.59 32.97			1:12.23 (39.26)		

## Event 6 Men 100 LC Meter Breaststroke

<b>World:</b>	<b>56.88</b>	<b>W</b>	<b>7/21/2019</b>	<b>Adam Peaty</b>	<b>GBR</b>
<b>American:</b>	<b>58.64</b>	<b>A</b>	<b>7/23/2017</b>	<b>Kevin Cordes</b>	<b>USA</b>
<b>U.S. Open:</b>	<b>58.74</b>	<b>O</b>	<b>6/30/2017</b>	<b>Kevin Cordes/Jaoa Gomes</b>	<b>Unattached-SE</b>
<b>Jr World:</b>	<b>59.01</b>	<b>J</b>	<b>8/23/2017</b>	<b>Nicolo Martinenghi</b>	<b>ITA</b>
<b>Pro Swim:</b>	<b>58.86</b>	<b>P</b>	<b>2017</b>	<b>Adam Peaty</b>	
<b>Trial Cut:</b>	<b>1:03.29</b>	<b>T</b>			

Name	Age	Team	Seed Time	Prelim Time	FINA
<b>Preliminaries</b>					
1 Cody Miller	29	Sandpipers Of Nevada/Univ. Indiana	59.24	1:01.20 T	q802
r:+0.67 28.65			1:01.20 (32.55)		
2 Nic Fink	27	Athens Bulldog Swim Club	59.94	1:01.22 T	q802
r:+0.72 29.07			1:01.22 (32.15)		



## 2021 TYR Pro Swim Series - San Antonio - 1/14/2021 to 1/17/2021

## Results

## Preliminaries ... (Event 6 Men 100 LC Meter Breaststroke)

Name	Age	Team	Seed Time	Prelim Time	FINA
3 Andrew Wilson r:+0.64 28.90	27	Athens Bulldog Swim Club	58.93	1:01.79 T	q780
4 Will Licon r:+0.70 29.40	26	Longhorn Aquatics	1:00.68	1:01.81 T	q779
5 Kevin Cordes r:+0.69 29.27	27	Athens Bulldog Swim Club	1:00.21	1:01.88 T	q776
6 Tommy Cope r:+0.62 29.45	23	Club Wolverine	1:01.21	1:02.41 T	q757
7 Ian Finnerty r:+0.67 29.42	24	Mission Viejo Nadadores	59.49	1:02.87 T	q740
8 Ben Cono r:+0.71 29.20	24	Gamecock Aquatics	1:00.90	1:03.43	q721
9 Charlie Swanson r:+0.66 30.38	22	Club Wolverine	1:02.06	1:03.72	q711
10 Sam Stewart r:+0.65 29.91	23	Unattached	1:03.02	1:04.68	q680
11 Charlie Scheinfeld r:+0.67	21	University of Texas	1:00.65	1:05.16	q665
12 Paul Degrado r:+0.64 30.57	19	University of Texas	1:03.68	1:06.38	q629
13 Yaseen El Demerdash r:+0.62 33.05	17	Kansas City Blazers	1:17.44	1:12.49	q483
--- Chase Kalisz	26	Athens Bulldog Swim Club	1:01.96	NS	

## Event 7 Women 100 LC Meter Butterfly

<b>World:</b>	<b>55.48</b>	<b>W</b>	<b>8/7/2016</b>	<b>Sarah Sjostrom</b>	<b>SWE</b>
<b>American:</b>	<b>55.98</b>	<b>A</b>	<b>7/29/2012</b>	<b>Dana Vollmer</b>	<b>USA Olympic Team</b>
<b>U.S. Open:</b>	<b>56.38</b>	<b>O</b>	<b>1/15/2016</b>	<b>Sarah Sjostrom</b>	<b>SWE</b>
<b>Jr World:</b>	<b>56.46</b>	<b>J</b>	<b>8/7/2016</b>	<b>Penny Oleksiak</b>	<b>CAN</b>
<b>Pro Swim:</b>	<b>56.38</b>	<b>P</b>	<b>2016</b>	<b>Sarah Sjostrom</b>	
<b>Trial Cut:</b>	<b>1:00.69</b>	<b>T</b>			

Name	Age	Team	Prelim Time	Finals Time	FINA
<b>A - Final</b>					
1 Regan Smith r:+0.70 27.35	18	Riptide	59.32	58.55 T	850
2 Olivia Bray r:+0.69 27.50	19	Unattached TEX	59.29	59.16 T	824
3 Beata Nelson r:+0.75 27.95	22	Wisconsin Aquatics	1:00.07	59.44 T	813
4 Leah Gingrich r:+0.71 28.19	30	Columbus Aquatic club	1:00.48	59.99 T	790
5 Phoebe Bacon r:+0.68 28.62	18	Nation's Capital Swim Club	1:01.09	1:00.54 T	769
6 Isabel Ivey r:+0.74 28.02	20	Unattached	1:01.61	1:00.75	761
7 Bella Sims r:+0.57 28.68	15	Sandpipers Of Nevada	1:01.72	1:01.19	745



## 2021 TYR Pro Swim Series - San Antonio - 1/14/2021 to 1/17/2021

## Results

## A - Final ... (Event 7 Women 100 LC Meter Butterfly)

Name	Age	Team	Prelim Time	Finals Time	FINA
8 Emma Sticklen	18	University of Texas	1:00.69	1:01.36	739
r:+0.65 28.10		1:01.36 (33.26)			

## B - Final

9 Natalie Hinds	27	Athens Bulldog Swim Club	1:01.75	1:00.26 T	780
r:+0.66 27.39		1:00.26 (32.87)			
10 Bethany Galat	25	Aggie Swim Club	1:02.05	1:01.93	718
r:+0.61 28.63		1:01.93 (33.30)			
11 Grace Cooper	18	University of Texas	1:03.27	1:02.36	704
r:+0.67 28.78		1:02.36 (33.58)			
12 Mallory Comerford	23	Cardinal Aquatics	1:02.14	1:02.44	701
r:+0.68 28.98		1:02.44 (33.46)			
13 Isabelle Stadden	18	Unattached	1:04.17	1:03.77	658
r:+0.66 29.16		1:03.77 (34.61)			

## Event 7 Women 100 LC Meter Butterfly

<b>World:</b>	<b>55.48</b>	<b>W</b>	<b>8/7/2016</b>	<b>Sarah Sjostrom</b>	<b>SWE</b>
<b>American:</b>	<b>55.98</b>	<b>A</b>	<b>7/29/2012</b>	<b>Dana Vollmer</b>	<b>USA Olympic Team</b>
<b>U.S. Open:</b>	<b>56.38</b>	<b>O</b>	<b>1/15/2016</b>	<b>Sarah Sjostrom</b>	<b>SWE</b>
<b>Jr World:</b>	<b>56.46</b>	<b>J</b>	<b>8/7/2016</b>	<b>Penny Oleksiak</b>	<b>CAN</b>
<b>Pro Swim:</b>	<b>56.38</b>	<b>P</b>	<b>2016</b>	<b>Sarah Sjostrom</b>	
<b>Trial Cut:</b>	<b>1:00.69</b>	<b>T</b>			

Name	Age	Team	Seed Time	Prelim Time	FINA
<b>Preliminaries</b>					
1 Olivia Bray	19	Unattached TEX	58.38	59.29 T	q819
r:+0.69 27.56		59.29 (31.73)			
2 Regan Smith	18	Riptide	57.34	59.32 T	q818
r:+0.68 28.08		59.32 (31.24)			
3 Beata Nelson	22	Wisconsin Aquatics	58.75	1:00.07 T	q787
r:+0.75 28.20		1:00.07 (31.87)			
4 Leah Gingrich	30	Columbus Aquatic club	59.30	1:00.48 T	q771
r:+0.72 28.63		1:00.48 (31.85)			
5 Emma Sticklen	18	University of Texas	1:00.35	1:00.69 T	q763
r:+0.66 28.25		1:00.69 (32.44)			
6 Phoebe Bacon	18	Nation's Capital Swim Club	59.98	1:01.09	q749
r:+0.71 28.35		1:01.09 (32.74)			
7 Isabel Ivey	20	Unattached	59.77	1:01.61	q730
r:+0.71 28.68		1:01.61 (32.93)			
8 Bella Sims	15	Sandpipers Of Nevada	1:01.75	1:01.72	q726
r:+0.56 28.88		1:01.72 (32.84)			
9 Natalie Hinds	27	Athens Bulldog Swim Club	58.67	1:01.75	q725
r:+0.68 28.36		1:01.75 (33.39)			
10 Bethany Galat	25	Aggie Swim Club	1:01.92	1:02.05	q714
r:+0.61 29.01		1:02.05 (33.04)			
11 Mallory Comerford	23	Cardinal Aquatics	58.48	1:02.14	q711
r:+0.68 29.22		1:02.14 (32.92)			
12 Grace Cooper	18	University of Texas	1:01.11	1:03.27	q674
r:+0.67 28.83		1:03.27 (34.44)			



## 2021 TYR Pro Swim Series - San Antonio - 1/14/2021 to 1/17/2021

## Results

## Preliminaries ... (Event 7 Women 100 LC Meter Butterfly)

Name	Age	Team	Seed Time	Prelim Time	FINA
13 Isabelle Stadden	18	Unattached	1:03.12	1:04.17	q646
				r:+0.65 29.46	1:04.17 (34.71)
--- Kelly Pash	19	Unattached TEX	58.75	NS	

## Event 8 Men 100 LC Meter Butterfly

<b>World:</b>	<b>49.50</b>	<b>W</b>	<b>7/26/2019</b>	<b>Caeleb Dressel</b>	<b>USA</b>
<b>American:</b>	<b>49.50</b>	<b>A</b>	<b>7/26/2019</b>	<b>Caeleb Dressel</b>	<b>USA</b>
<b>U.S. Open:</b>	<b>50.22</b>	<b>O</b>	<b>7/9/2009</b>	<b>Michael Phelps</b>	<b>North Baltimore</b>
<b>Jr World:</b>	<b>50.62</b>	<b>J</b>	<b>7/29/2017</b>	<b>Kristof Milak</b>	<b>HUN</b>
<b>Pro Swim:</b>	<b>50.92</b>	<b>P</b>	<b>3/6/2020</b>	<b>Caeleb Dressel</b>	<b>Gator Swim Club-</b>
<b>Trial Cut:</b>	<b>54.19</b>	<b>T</b>			

Name	Age	Team	Prelim Time	Finals Time	FINA
<b>A - Final</b>					
1 Shaine Casas	21	Texas A & M University	51.91	51.94 T	865
				r:+0.62 23.75	51.94 (28.19)
2 Danny Kovac	20	Unattached - UMIZ	53.23	52.84 T	822
				r:+0.61 24.25	52.84 (28.59)
3 Miles Smachlo	22	Club Wolverine	53.31	52.86 T	821
				r:+0.64 24.34	52.86 (28.52)
*4 Zach Harting	23	Cardinal Aquatics/HSA	54.04	53.53 T	790
				r:+0.64 25.43	53.53 (28.10)
*4 Ryan Murphy	25	California Aquatics	53.83	53.53 T	790
				r:+0.59 24.93	53.53 (28.60)
6 Tom Shields	29	California Aquatics	53.75	53.57 T	788
				r:+0.72 24.94	53.57 (28.63)
7 Andrew Seliskar	24	California Aquatics	53.60	53.62 T	786
				r:+0.63 25.04	53.62 (28.58)
8 Ryan Held	25	New York Aquatic Club	53.98	54.21	761
				r:+0.64 24.81	54.21 (29.40)
<b>B - Final</b>					
9 Maxime Rooney	22	Pleasanton Seahawks	54.49	53.99 T	770
				r:+0.62 24.62	53.99 (29.37)
10 Cole Crane	20	University of Texas	55.31	54.37	754
				r:+0.61 25.54	54.37 (28.83)
11 Bryce Bohman	30	Pulling Water, LLC	55.07	54.74	739
				r:+0.70 25.47	54.74 (29.27)
12 Ethan Harder	20	University of Texas	55.90	55.45	711
				r:+0.62 25.95	55.45 (29.50)
13 Nathan Lile	26	Gamecock Aquatics	55.47	55.65	703
				r:+0.65 24.99	55.65 (30.66)
14 Austin Katz	21	University of Texas	56.96	56.14	685
				r:+0.64 27.21	56.14 (28.93)
15 Alex Dillmann	23	FMC Aquatic	55.81	56.39	676
				r:+0.66 26.22	56.39 (30.17)
16 Jack Dahlgren	21	Unattached - UMIZ	56.19	56.59	669
				r:+0.58 26.06	56.59 (30.53)



## 2021 TYR Pro Swim Series - San Antonio - 1/14/2021 to 1/17/2021

## Results

## Event 8 Men 100 LC Meter Butterfly

<b>World:</b>	<b>49.50</b>	<b>W</b>	<b>7/26/2019</b>	<b>Caeleb Dressel</b>	<b>USA</b>
<b>American:</b>	<b>49.50</b>	<b>A</b>	<b>7/26/2019</b>	<b>Caeleb Dressel</b>	<b>USA</b>
<b>U.S. Open:</b>	<b>50.22</b>	<b>O</b>	<b>7/9/2009</b>	<b>Michael Phelps</b>	<b>North Baltimore</b>
<b>Jr World:</b>	<b>50.62</b>	<b>J</b>	<b>7/29/2017</b>	<b>Kristof Milak</b>	<b>HUN</b>
<b>Pro Swim:</b>	<b>50.92</b>	<b>P</b>	<b>3/6/2020</b>	<b>Caeleb Dressel</b>	<b>Gator Swim Club-</b>
<b>Trial Cut:</b>	<b>54.19</b>	<b>T</b>			

Name	Age	Team	Seed Time	Prelim Time	FINA
<b>Preliminaries</b>					
1 Shaine Casas	21	Texas A & M University	52.15	51.91 T	q867
r:+0.63 24.15	51.91 (27.76)				
2 Danny Kovac	20	Unattached - UMIZ	52.22	53.23 T	q804
r:+0.62 24.50	53.23 (28.73)				
3 Miles Smachlo	22	Club Wolverine	51.93	53.31 T	q800
r:+0.64 25.07	53.31 (28.24)				
4 Andrew Seliskar	24	California Aquatics	51.34	53.60 T	q787
r:+0.62 25.15	53.60 (28.45)				
5 Tom Shields	29	California Aquatics	51.59	53.75 T	q781
r:+0.73 24.83	53.75 (28.92)				
6 Ryan Murphy	25	California Aquatics	52.13	53.83 T	q777
r:+0.61 25.12	53.83 (28.71)				
7 Ryan Held	25	New York Aquatic Club	52.15	53.98 T	q771
r:+0.64 24.89	53.98 (29.09)				
8 Zach Harting	23	Cardinal Aquatics/HSA	52.02	54.04 T	q768
r:+0.63 25.36	54.04 (28.68)				
9 Maxime Rooney	22	Pleasanton Seahawks	50.68	54.49	q749
r:+0.63 25.33	54.49 (29.16)				
10 Bryce Bohman	30	Pulling Water, LLC	53.05	55.07	q726
r:+0.68 25.64	55.07 (29.43)				
11 Cole Crane	20	University of Texas	54.31	55.31	q716
r:+0.62 25.80	55.31 (29.51)				
12 Nathan Lile	26	Gamecock Aquatics	53.37	55.47	q710
r:+0.64 25.44	55.47 (30.03)				
13 Alex Dillmann	23	FMC Aquatic	53.94	55.81	q697
r:+0.72 25.57	55.81 (30.24)				
14 Ethan Harder	20	University of Texas	56.25	55.90	q694
r:+0.64 26.06	55.90 (29.84)				
15 Jack Dahlgren	21	Unattached - UMIZ	54.93	56.19	q683
r:+0.61 25.95	56.19 (30.24)				
16 Austin Katz	21	University of Texas	53.67	56.96	q656
r:+0.67 26.16	56.96 (30.80)				
17 David Gelfand	22	USA Resident Team	1:08.54	1:08.07	384
r:+0.72 32.04	1:08.07 (36.03)				
--- Chris Staka	22	University of Texas/Texas	55.71	NS	



## 2021 TYR Pro Swim Series - San Antonio - 1/14/2021 to 1/17/2021

## Results

## Event 9 Women 400 LC Meter IM

<b>World:</b>	4:26.36	W	8/6/2016	<b>Katinka Hosszu</b>	<b>HUN</b>
<b>American:</b>	4:31.12	A	6/29/2008	<b>Katie Hoff</b>	<b>North Baltimore</b>
<b>U.S. Open:</b>	4:31.07	O	6/19/2015	<b>Katinka Hosszu</b>	<b>HUN</b>
<b>Jr World:</b>	4:35.94	J	12/31/2020	<b>Yiting Yu</b>	<b>CHN</b>
<b>Pro Swim:</b>	4:31.07	P	2015	<b>Katinka Hosszu</b>	
<b>Trial Cut:</b>	4:51.79	T			

	Name	Age	Team	Prelim Time	Finals Time	FINA
<b>A - Final</b>						
1	Ally McHugh	23	Wisconsin Aquatics	4:42.62	4:41.90 T	843
	r:+0.79 30.12		1:03.85 (33.73)	1:40.65 (36.80)	2:16.04 (35.39)	
	2:56.41 (40.37)		3:37.44 (41.03)	4:10.67 (33.23)	4:41.90 (31.23)	
2	Emma Weyant	19	Sarasota Sharks	4:41.92	4:43.57 T	828
	r:+0.81 30.85		1:05.69 (34.84)	1:42.20 (36.51)	2:18.22 (36.02)	
	2:58.49 (40.27)		3:40.09 (41.60)	4:12.36 (32.27)	4:43.57 (31.21)	
3	Evie Pfeifer	21	University of Texas	4:48.34	4:46.81 T	800
	r:+0.79 30.18		1:05.04 (34.86)	1:42.80 (37.76)	2:19.23 (36.43)	
	2:59.79 (40.56)		3:41.53 (41.74)	4:14.49 (32.96)	4:46.81 (32.32)	
4	Haley Anderson	29	Mission Viejo Nadadores	4:52.27	4:49.11 T	782
	r:+0.79 30.29		1:04.53 (34.24)	1:43.67 (39.14)	2:21.79 (38.12)	
	3:02.94 (41.15)		3:44.78 (41.84)	4:16.96 (32.18)	4:49.11 (32.15)	
5	Katie Grimes	15	Sandpipers Of Nevada	4:53.65	4:49.57 T	778
	r:+0.66 30.25		1:05.05 (34.80)	1:40.77 (35.72)	2:16.07 (35.30)	
	3:00.21 (44.14)		3:45.03 (44.82)	4:17.70 (32.67)	4:49.57 (31.87)	
6	Justina Kozan	17	Mission Viejo Nadadores	4:50.97	4:52.40	755
	r:+0.69 30.84		1:06.77 (35.93)	1:45.87 (39.10)	2:24.72 (38.85)	
	3:06.05 (41.33)		3:48.88 (42.83)	4:21.32 (32.44)	4:52.40 (31.08)	
7	Katie Crom	17	Mission Viejo Nadadores	4:57.81	4:52.92	751
	r:+0.68 29.62		1:03.88 (34.26)	1:42.54 (38.66)	2:19.98 (37.44)	
	3:04.69 (44.71)		3:49.12 (44.43)	4:21.95 (32.83)	4:52.92 (30.97)	
8	Emma Barksdale	23	Gamecock Aquatics	4:53.59	4:53.22	749
	r:+0.77 30.79		1:06.12 (35.33)	1:44.76 (38.64)	2:22.26 (37.50)	
	3:01.40 (39.14)		3:47.28 (45.88)	4:21.42 (34.14)	4:53.22 (31.80)	
<b>B - Final</b>						
9	Michaela Mattes	15	Sarasota Sharks	4:58.96	4:52.94	751
	r:+0.78 30.35		1:04.96 (34.61)	1:41.83 (36.87)	2:18.10 (36.27)	
	3:02.95 (44.85)		3:48.11 (45.16)	4:20.25 (32.14)	4:52.94 (32.69)	
10	Olivia McMurray	17	Swim Florida	4:57.92	4:55.28	734
	r:+0.76 30.94		1:05.95 (35.01)	1:43.35 (37.40)	2:21.65 (38.30)	
	3:03.59 (41.94)		3:47.20 (43.61)	4:21.98 (34.78)	4:55.28 (33.30)	



## 2021 TYR Pro Swim Series - San Antonio - 1/14/2021 to 1/17/2021

## Results

## Event 9 Women 400 LC Meter IM

<b>World:</b>	4:26.36	W	8/6/2016	<b>Katinka Hosszu</b>	<b>HUN</b>
<b>American:</b>	4:31.12	A	6/29/2008	<b>Katie Hoff</b>	<b>North Baltimore</b>
<b>U.S. Open:</b>	4:31.07	O	6/19/2015	<b>Katinka Hosszu</b>	<b>HUN</b>
<b>Jr World:</b>	4:35.94	J	12/31/2020	<b>Yiting Yu</b>	<b>CHN</b>
<b>Pro Swim:</b>	4:31.07	P	2015	<b>Katinka Hosszu</b>	
<b>Trial Cut:</b>	4:51.79	T			

Name	Age	Team	Seed Time	Prelim Time	FINA
<b>Preliminaries</b>					
1 Emma Weyant	19	Sarasota Sharks	4:35.47	4:41.92 T	q843
r:+0.81 30.67	1:04.73 (34.06)	1:41.69 (36.96)	2:17.30 (35.61)		
2:57.34 (40.04)	3:38.33 (40.99)	4:10.96 (32.63)	4:41.92 (30.96)		
2 Ally McHugh	23	Wisconsin Aquatics	4:38.09	4:42.62 T	q837
r:+0.80 30.80	1:05.11 (34.31)	1:42.56 (37.45)	2:18.26 (35.70)		
2:58.63 (40.37)	3:38.73 (40.10)	4:11.41 (32.68)	4:42.62 (31.21)		
3 Madisyn Cox	25	Longhorn Aquatics	4:37.23	4:47.90 T	q791
r:+0.71 30.60	1:05.71 (35.11)	1:42.93 (37.22)	2:19.93 (37.00)		
3:00.39 (40.46)	3:41.21 (40.82)	4:15.21 (34.00)	4:47.90 (32.69)		
4 Evie Pfeifer	21	University of Texas	4:40.16	4:48.34 T	q788
r:+0.77 30.68	1:06.03 (35.35)	1:44.39 (38.36)	2:21.24 (36.85)		
3:01.95 (40.71)	3:42.71 (40.76)	4:16.16 (33.45)	4:48.34 (32.18)		
5 Justina Kozan	17	Mission Viejo Nadadores	4:44.45	4:50.97 T	q767
r:+0.69 30.72	1:05.77 (35.05)	1:43.95 (38.18)	2:22.03 (38.08)		
3:04.33 (42.30)	3:46.50 (42.17)	4:20.32 (33.82)	4:50.97 (30.65)		
6 Haley Anderson	29	Mission Viejo Nadadores	4:43.00	4:52.27	q756
r:+0.80 30.41	1:04.44 (34.03)	1:43.40 (38.96)	2:21.00 (37.60)		
3:02.54 (41.54)	3:45.35 (42.81)	4:19.34 (33.99)	4:52.27 (32.93)		
7 Emma Barksdale	23	Gamecock Aquatics	4:40.93	4:53.59	q746
r:+0.73 31.04	1:05.72 (34.68)	1:43.54 (37.82)	2:22.27 (38.73)		
3:03.49 (41.22)	3:46.94 (43.45)	4:20.84 (33.90)	4:53.59 (32.75)		
8 Katie Grimes	15	Sandpipers Of Nevada	4:47.58	4:53.65	q746
r:+0.61 30.66	1:06.54 (35.88)	1:42.46 (35.92)	2:18.18 (35.72)		
3:01.95 (43.77)	3:48.33 (46.38)	4:20.70 (32.37)	4:53.65 (32.95)		
9 Katie Crom	17	Mission Viejo Nadadores	4:47.92	4:57.81	q715
r:+0.67 29.81	1:04.69 (34.88)	1:44.05 (39.36)	2:21.53 (37.48)		
3:06.25 (44.72)	3:51.09 (44.84)	4:24.74 (33.65)	4:57.81 (33.07)		
10 Olivia McMurray	17	Swim Florida	4:47.04	4:57.92	q714
r:+0.80 31.28	1:07.13 (35.85)	1:46.71 (39.58)	2:25.50 (38.79)		
3:08.21 (42.71)	3:51.34 (43.13)	4:25.70 (34.36)	4:57.92 (32.22)		
11 Michaela Mattes	15	Sarasota Sharks	4:50.38	4:58.96	q707
r:+0.80 30.41	1:05.36 (34.95)	1:43.03 (37.67)	2:20.46 (37.43)		
3:06.91 (46.45)	3:53.13 (46.22)	4:26.64 (33.51)	4:58.96 (32.32)		
12 Erica Sullivan	20	Sandpipers Of Nevada	4:51.26	4:59.96	q700
r:+0.66 31.25	1:06.02 (34.77)	1:44.09 (38.07)	2:20.26 (36.17)		
3:07.77 (47.51)	3:56.22 (48.45)	4:28.16 (31.94)	4:59.96 (31.80)		



## 2021 TYR Pro Swim Series - San Antonio - 1/14/2021 to 1/17/2021

## Results

## Event 10 Men 400 LC Meter IM

<b>World:</b>	<b>4:03.84</b>	<b>W</b>	<b>8/10/2008</b>	<b>Michael Phelps</b>	<b>USA</b>
<b>American:</b>	<b>4:03.84</b>	<b>A</b>	<b>8/10/2008</b>	<b>Michael Phelps</b>	<b>USA</b>
<b>U.S. Open:</b>	<b>4:05.25</b>	<b>O</b>	<b>6/29/2008</b>	<b>Michael Phelps</b>	<b>Club Wolverine</b>
<b>Jr World:</b>	<b>4:11.50</b>	<b>J</b>	<b>10/29/2020</b>	<b>Ilia Borodin</b>	<b>RUS</b>
<b>Pro Swim:</b>	<b>4:08.92</b>	<b>P</b>	<b>2018</b>	<b>Chase Kalisz</b>	
<b>Trial Cut:</b>	<b>4:25.99</b>	<b>T</b>			

Name	Age	Team	Prelim Time	Finals Time	FINA
<b>A - Final</b>					
1 Chase Kalisz	26	Athens Bulldog Swim Club	4:24.72	4:17.26 T	851
r:+0.73 26.58	57.68 (31.10)	1:30.78 (33.10)	2:04.04 (33.26)		
2:39.66 (35.62)	3:16.58 (36.92)	3:47.80 (31.22)	4:17.26 (29.46)		
2 Jay Litherland	25	Dynamo Swim Club	4:30.22	4:18.24 T	841
r:+0.75 26.95	58.26 (31.31)	1:31.74 (33.48)	2:05.16 (33.42)		
2:41.72 (36.56)	3:18.85 (37.13)	3:48.96 (30.11)	4:18.24 (29.28)		
3 Jake Foster	20	University of Texas	4:27.88	4:21.37 T	811
r:+0.69 26.94	58.00 (31.06)	1:33.13 (35.13)	2:08.05 (34.92)		
2:43.83 (35.78)	3:20.80 (36.97)	3:51.37 (30.57)	4:21.37 (30.00)		
4 Charlie Swanson	22	Club Wolverine	4:32.80	4:23.26 T	794
r:+0.69 26.85	58.19 (31.34)	1:33.64 (35.45)	2:07.57 (33.93)		
2:43.94 (36.37)	3:21.33 (37.39)	3:53.09 (31.76)	4:23.26 (30.17)		
5 David Johnston	19	University of Texas	4:29.47	4:25.03 T	778
r:+0.70 27.67	59.89 (32.22)	1:33.66 (33.77)	2:09.68 (36.02)		
2:46.71 (37.03)	3:24.70 (37.99)	3:55.00 (30.30)	4:25.03 (30.03)		
6 Alexander Gusev	19	Sarasota Sharks	4:29.88	4:29.20	743
r:+0.69 27.76	59.68 (31.92)	1:35.39 (35.71)	2:10.99 (35.60)		
2:41.94 (30.95)	3:27.41 (45.47)	3:55.93 (28.52)	4:29.20 (33.27)		
7 Braden Vines	21	University of Texas	4:44.43	4:38.43	671
r:+0.61 27.96	1:00.03 (32.07)	1:36.16 (36.13)	2:12.38 (36.22)		
2:50.97 (38.59)	3:31.96 (40.99)	4:05.47 (33.51)	4:38.43 (32.96)		

## Event 10 Men 400 LC Meter IM

<b>World:</b>	<b>4:03.84</b>	<b>W</b>	<b>8/10/2008</b>	<b>Michael Phelps</b>	<b>USA</b>
<b>American:</b>	<b>4:03.84</b>	<b>A</b>	<b>8/10/2008</b>	<b>Michael Phelps</b>	<b>USA</b>
<b>U.S. Open:</b>	<b>4:05.25</b>	<b>O</b>	<b>6/29/2008</b>	<b>Michael Phelps</b>	<b>Club Wolverine</b>
<b>Jr World:</b>	<b>4:11.50</b>	<b>J</b>	<b>10/29/2020</b>	<b>Ilia Borodin</b>	<b>RUS</b>
<b>Pro Swim:</b>	<b>4:08.92</b>	<b>P</b>	<b>2018</b>	<b>Chase Kalisz</b>	
<b>Trial Cut:</b>	<b>4:25.99</b>	<b>T</b>			

Name	Age	Team	Seed Time	Prelim Time	FINA
<b>Preliminaries</b>					
1 Chase Kalisz	26	Athens Bulldog Swim Club	4:13.07	4:24.72 T	q781
r:+0.71 26.76	57.86 (31.10)	1:32.58 (34.72)	2:06.54 (33.96)		
2:43.69 (37.15)	3:21.02 (37.33)	3:53.39 (32.37)	4:24.72 (31.33)		
2 Jake Foster	20	University of Texas	4:15.03	4:27.88	q754
r:+0.71 27.85	59.75 (31.90)	1:35.84 (36.09)	2:11.54 (35.70)		
2:47.00 (35.46)	3:24.10 (37.10)	3:56.31 (32.21)	4:27.88 (31.57)		
3 David Johnston	19	University of Texas	4:23.40	4:29.47	q740
r:+0.69 28.40	1:01.38 (32.98)	1:37.13 (35.75)	2:11.48 (34.35)		
2:49.77 (38.29)	3:28.46 (38.69)	3:59.58 (31.12)	4:29.47 (29.89)		





## 2021 TYR Pro Swim Series - San Antonio - 1/14/2021 to 1/17/2021

## Results

## Preliminaries ... (Event 10 Men 400 LC Meter IM)

Name	Age	Team	Seed Time	Prelim Time	FINA
4 Alexander Gusev	19	Sarasota Sharks	4:25.60	4:29.88	q737
r:+0.71 28.25	1:00.35 (32.10)	1:35.86 (35.51)	2:11.13 (35.27)		
2:49.29 (38.16)	3:27.67 (38.38)	3:59.42 (31.75)	4:29.88 (30.46)		
5 Jay Litherland	25	Dynamo Swim Club	4:09.22	4:30.22	q734
r:+0.76 27.74	1:00.20 (32.46)	1:35.42 (35.22)	2:08.83 (33.41)		
2:47.59 (38.76)	3:26.81 (39.22)	3:59.18 (32.37)	4:30.22 (31.04)		
6 Charlie Swanson	22	Club Wolverine	4:11.46	4:32.80	q714
r:+0.69 27.45	59.73 (32.28)	1:35.70 (35.97)	2:10.95 (35.25)		
2:48.51 (37.56)	3:27.77 (39.26)	4:01.06 (33.29)	4:32.80 (31.74)		
7 Braden Vines	21	University of Texas	4:21.45	4:44.43	q630
r:+0.61 28.37	1:00.99 (32.62)	1:38.07 (37.08)	2:15.47 (37.40)		
2:49.74 (34.27)	3:35.70 (45.96)	4:10.66 (34.96)	4:44.43 (33.77)		
--- Carson Foster	19	University of Texas	4:13.39	NS	

## Event 11 Women 200 LC Meter Butterfly

<b>World:</b>	<b>2:01.81</b>	<b>W</b>	<b>10/21/2009</b>	<b>Zige Liu</b>	<b>CHN</b>
<b>American:</b>	<b>2:04.14</b>	<b>A</b>	<b>7/30/2009</b>	<b>Mary Descenza</b>	<b>USA</b>
<b>U.S. Open:</b>	<b>2:05.87</b>	<b>O</b>	<b>7/25/2018</b>	<b>Hali Flickinger</b>	<b>Athens Bulldog-G</b>
<b>Jr World:</b>	<b>2:06.29</b>	<b>J</b>	<b>4/15/2017</b>	<b>Suzuka Hasegawa</b>	<b>JPN</b>
<b>Pro Swim:</b>	<b>2:06.11</b>	<b>P</b>	<b>3/5/2020</b>	<b>Hali Flickinger</b>	<b>Sun Devil Swimmi</b>
<b>Trial Cut:</b>	<b>2:14.59</b>	<b>T</b>			

Name	Age	Team	Prelim Time	Finals Time	FINA
<b>A - Final</b>					
1 Regan Smith	18	Riptide	2:12.06	2:10.10T	820
r:+0.70 29.39	1:02.32 (32.93)	1:35.95 (33.63)	2:10.10 (34.15)		
2 Leah Gingrich	30	Columbus Aquatic club	2:12.10	2:10.64T	810
r:+0.71 30.06	1:03.35 (33.29)	1:37.03 (33.68)	2:10.64 (33.61)		
3 Katie Crom	17	Mission Viejo Nadadores	2:14.21	2:10.85T	806
r:+0.58 29.40	1:03.22 (33.82)	1:36.62 (33.40)	2:10.85 (34.23)		
4 Emma Sticklen	18	University of Texas	2:15.49	2:14.29T	746
r:+0.67 29.48	1:03.37 (33.89)	1:38.28 (34.91)	2:14.29 (36.01)		
5 Ally McHugh	23	Wisconsin Aquatics	2:17.07	2:14.56T	741
r:+0.76 30.55	1:04.63 (34.08)	1:39.94 (35.31)	2:14.56 (34.62)		
6 Haley Anderson	29	Mission Viejo Nadadores	2:15.92	2:14.83	737
r:+0.78 30.03	1:04.67 (34.64)	1:38.20 (33.53)	2:14.83 (36.63)		
7 Justina Kozan	17	Mission Viejo Nadadores	2:17.94	2:18.69	677
r:+0.67 30.31	1:05.60 (35.29)	1:41.71 (36.11)	2:18.69 (36.98)		
8 Natalie Mannion	16	Sarasota Sharks	2:19.58	2:20.11	657
r:+0.78 31.34	1:06.60 (35.26)	1:42.93 (36.33)	2:20.11 (37.18)		
<b>B - Final</b>					
9 Michaela Mattes	15	Sarasota Sharks	2:23.71	2:17.81	690
r:+0.77 29.94	1:04.21 (34.27)	1:40.08 (35.87)	2:17.81 (37.73)		



## 2021 TYR Pro Swim Series - San Antonio - 1/14/2021 to 1/17/2021

## Results

## Event 11 Women 200 LC Meter Butterfly

<b>World:</b>	2:01.81	W	10/21/2009	Zige Liu	CHN
<b>American:</b>	2:04.14	A	7/30/2009	Mary Descenza	USA
<b>U.S. Open:</b>	2:05.87	O	7/25/2018	Hali Flickinger	Athens Bulldog-G
<b>Jr World:</b>	2:06.29	J	4/15/2017	Suzuka Hasegawa	JPN
<b>Pro Swim:</b>	2:06.11	P	3/5/2020	Hali Flickinger	Sun Devil Swimmi
<b>Trial Cut:</b>	2:14.59	T			

Name	Age	Team	Seed Time	Prelim Time	FINA
<b>Preliminaries</b>					
1 Regan Smith	18	Riptide	2:06.39	2:12.06 T	q784
r:+0.73 29.57	1:03.34 (33.77)	1:37.43 (34.09)	2:12.06 (34.63)		
2 Leah Gingrich	30	Columbus Aquatic club	2:09.84	2:12.10 T	q784
r:+0.70 30.00	1:04.04 (34.04)	1:38.15 (34.11)	2:12.10 (33.95)		
3 Katie Crom	17	Mission Viejo Nadadores	2:10.31	2:14.21 T	q747
r:+0.69 30.30	1:05.36 (35.06)	1:40.72 (35.36)	2:14.21 (33.49)		
4 Emma Sticklen	18	University of Texas	2:14.23	2:15.49	q726
r:+0.70 30.10	1:04.34 (34.24)	1:40.31 (35.97)	2:15.49 (35.18)		
5 Haley Anderson	29	Mission Viejo Nadadores	2:12.88	2:15.92	q719
r:+0.79 30.81	1:05.73 (34.92)	1:40.97 (35.24)	2:15.92 (34.95)		
6 Ally McHugh	23	Wisconsin Aquatics	2:14.15	2:17.07	q701
r:+0.79 31.35	1:05.64 (34.29)	1:41.29 (35.65)	2:17.07 (35.78)		
7 Justina Kozan	17	Mission Viejo Nadadores	2:09.68	2:17.94	q688
r:+0.70 30.71	1:06.03 (35.32)	1:41.65 (35.62)	2:17.94 (36.29)		
8 Natalie Mannion	16	Sarasota Sharks	2:15.55	2:19.58	q664
r:+0.74 31.44	1:06.45 (35.01)	1:43.12 (36.67)	2:19.58 (36.46)		
9 Erica Sullivan	20	Sandpipers Of Nevada	2:14.83	2:19.86	q660
r:+0.65 31.63	1:07.32 (35.69)	1:43.03 (35.71)	2:19.86 (36.83)		
10 Michaela Mattes	15	Sarasota Sharks	2:21.11	2:23.71	q608
r:+0.80 31.15	1:06.68 (35.53)	1:44.56 (37.88)	2:23.71 (39.15)		
--- Emma Barksdale	23	Gamecock Aquatics	2:14.62	NS	
--- Kelly Pash	19	Unattached TEX	2:10.61	NS	

## Event 12 Men 200 LC Meter Butterfly

<b>World:</b>	1:50.73	W	7/24/2019	Kristof Milak	HUN
<b>American:</b>	1:51.51	A	7/29/2009	Michael Phelps	USA
<b>U.S. Open:</b>	1:52.20	O	7/2/2008	Michael Phelps	Club Wolverine
<b>Jr World:</b>	1:53.79	J	6/30/2017	Kristof Milak	HUN
<b>Pro Swim:</b>	1:53.84	P	6/14/2019	Gianluca Urlando	DART Swimming-SN
<b>Trial Cut:</b>	2:01.19	T			

Name	Age	Team	Prelim Time	Finals Time	FINA
<b>A - Final</b>					
1 Carson Foster	19	University of Texas	1:59.55	1:58.60 T	813
r:+0.65 26.24	56.72 (30.48)	1:27.12 (30.40)	1:58.60 (31.48)		
2 Miles Smachlo	22	Club Wolverine	1:59.83	1:59.10 T	803
r:+0.66 25.79	56.17 (30.38)	1:26.72 (30.55)	1:59.10 (32.38)		
3 Zach Harting	23	Cardinal Aquatics/HSA	2:00.94	1:59.16 T	802
r:+0.62 26.37	57.43 (31.06)	1:27.98 (30.55)	1:59.16 (31.18)		



## 2021 TYR Pro Swim Series - San Antonio - 1/14/2021 to 1/17/2021

## Results

## A - Final ... (Event 12 Men 200 LC Meter Butterfly)

Name	Age	Team	Prelim Time	Finals Time	FINA
4 Jay Litherland	25	Dynamo Swim Club	2:00.08	2:00.17 T	782
r:+0.73 26.36	57.86 (31.50)	1:28.23 (30.37)	2:00.17 (31.94)		
5 Gunnar Bentz	25	Dynamo Swim Club	2:00.13	2:00.58 T	774
r:+0.75 26.98	57.84 (30.86)	1:29.30 (31.46)	2:00.58 (31.28)		
6 Tom Shields	29	California Aquatics	2:04.28	2:01.24	761
r:+0.73 26.57	57.61 (31.04)	1:29.19 (31.58)	2:01.24 (32.05)		
7 Andrew Seliskar	24	California Aquatics	2:03.24	2:03.16	726
r:+0.64 26.45	57.75 (31.30)	1:29.97 (32.22)	2:03.16 (33.19)		
8 Alex Dillmann	23	FMC Aquatic	2:04.15	2:04.44	704
r:+0.72 27.46	59.03 (31.57)	1:30.72 (31.69)	2:04.44 (33.72)		

## B - Final

9 Cole Crane	20	University of Texas	2:04.90	2:02.33	741
r:+0.64 26.93	57.58 (30.65)	1:29.55 (31.97)	2:02.33 (32.78)		
10 Alexander Gusev	19	Sarasota Sharks	2:05.52	2:04.23	708
r:+0.67 27.60	59.35 (31.75)	1:30.96 (31.61)	2:04.23 (33.27)		
11 Ethan Heasley	19	University of Texas	2:07.15	2:05.21	691
r:+0.71 27.33	58.79 (31.46)	1:31.54 (32.75)	2:05.21 (33.67)		
12 Ethan Harder	20	University of Texas	2:04.48	2:07.61	653
r:+0.76 27.33	58.70 (31.37)	1:32.31 (33.61)	2:07.61 (35.30)		

## Event 12 Men 200 LC Meter Butterfly

<b>World:</b>	<b>1:50.73</b>	<b>W</b>	<b>7/24/2019</b>	<b>Kristof Milak</b>	<b>HUN</b>
<b>American:</b>	<b>1:51.51</b>	<b>A</b>	<b>7/29/2009</b>	<b>Michael Phelps</b>	<b>USA</b>
<b>U.S. Open:</b>	<b>1:52.20</b>	<b>O</b>	<b>7/2/2008</b>	<b>Michael Phelps</b>	<b>Club Wolverine</b>
<b>Jr World:</b>	<b>1:53.79</b>	<b>J</b>	<b>6/30/2017</b>	<b>Kristof Milak</b>	<b>HUN</b>
<b>Pro Swim:</b>	<b>1:53.84</b>	<b>P</b>	<b>6/14/2019</b>	<b>Gianluca Urlando</b>	<b>DART Swimming-SN</b>
<b>Trial Cut:</b>	<b>2:01.19</b>	<b>T</b>			

Name	Age	Team	Seed Time	Prelim Time	FINA
<b>Preliminaries</b>					
1 Carson Foster	19	University of Texas	1:58.61	1:59.55 T	q794
r:+0.68 29.04	57.05 (28.01)	1:29.33 (32.28)	1:59.55 (30.22)		
2 Miles Smachlo	22	Club Wolverine	1:55.94	1:59.83 T	q789
r:+0.65 26.04	56.41 (30.37)	1:27.43 (31.02)	1:59.83 (32.40)		
3 Jay Litherland	25	Dynamo Swim Club	1:57.99	2:00.08 T	q784
r:+0.73 27.35	58.06 (30.71)	1:28.64 (30.58)	2:00.08 (31.44)		
4 Gunnar Bentz	25	Dynamo Swim Club	1:56.20	2:00.13 T	q783
r:+0.75 27.08	57.66 (30.58)	1:28.73 (31.07)	2:00.13 (31.40)		
5 Zach Harting	23	Cardinal Aquatics/HSA	1:55.26	2:00.94 T	q767
r:+0.65 27.04	58.41 (31.37)	1:29.39 (30.98)	2:00.94 (31.55)		
6 Zane Grothe	28	Boulder City Henderson Swim Te	2:01.55	2:01.48	q757
r:+0.70 27.68	58.83 (31.15)	1:30.73 (31.90)	2:01.48 (30.75)		
7 Andrew Seliskar	24	California Aquatics	1:59.60	2:03.24	q725
r:+0.65 27.70	58.80 (31.10)	1:30.67 (31.87)	2:03.24 (32.57)		
8 Alex Dillmann	23	FMC Aquatic	1:57.99	2:04.15	q709
r:+0.70 27.95	59.80 (31.85)	1:32.43 (32.63)	2:04.15 (31.72)		
9 Tom Shields	29	California Aquatics	1:56.12	2:04.28	q707
r:+0.78 27.08	58.80 (31.72)	1:30.85 (32.05)	2:04.28 (33.43)		



## 2021 TYR Pro Swim Series - San Antonio - 1/14/2021 to 1/17/2021

## Results

## Preliminaries ... (Event 12 Men 200 LC Meter Butterfly)

Name	Age	Team	Seed Time	Prelim Time	FINA
10 Ethan Harder	20	University of Texas	2:00.96	2:04.48	q703
r:+0.66 27.67	58.70 (31.03)	1:30.96 (32.26)	2:04.48 (33.52)		
11 Cole Crane	20	University of Texas	1:59.49	2:04.90	q696
r:+0.61 27.87	59.00 (31.13)	1:31.68 (32.68)	2:04.90 (33.22)		
12 Jack Dahlgren	21	Unattached - UMIZ	1:57.51	2:05.45	q687
r:+0.60 27.28	58.73 (31.45)	1:30.86 (32.13)	2:05.45 (34.59)		
13 Alexander Gusev	19	Sarasota Sharks	2:05.18	2:05.52	q686
r:+0.70 28.02	59.79 (31.77)	1:32.28 (32.49)	2:05.52 (33.24)		
14 Ethan Heasley	19	University of Texas	2:01.52	2:07.15	q660
r:+0.72 27.77	59.54 (31.77)	1:32.49 (32.95)	2:07.15 (34.66)		
--- Jake Foster	20	University of Texas	1:59.43	NS	
--- Chase Kalisz	26	Athens Bulldog Swim Club	1:56.55	NS	

## Event 13 Women 50 LC Meter Freestyle

<b>World:</b>	23.67	W	7/29/2017	<b>Sarah Sjostrom</b>	<b>SWE</b>
<b>American:</b>	23.97	A	7/30/2017	<b>Simone Manuel</b>	<b>USA</b>
<b>U.S. Open:</b>	24.08	O	6/1/2019	<b>Pernille Blume</b>	<b>DEN</b>
<b>Jr World:</b>	24.33	J	9/15/2017	<b>Rikako Ikee</b>	<b>JPN</b>
<b>Pro Swim:</b>	24.17	P	2016	<b>Sarah Sjostrom</b>	
<b>Trial Cut:</b>	25.99	T			

Name	Age	Team	Prelim Time	Finals Time	FINA
<b>A - Final</b>					
1 Abbey Weitzeil	24	California Aquatics	25.12	24.97T	851
r:+0.65					
2 Margo Geer	28	Mission Viejo Nadadores	25.58	25.46T	803
r:+0.64					
*3 Olivia Smoliga	26	Athens Bulldog Swim Club	25.79	25.58T	792
r:+0.68					
*3 Casey Fanz	22	Cardinal Aquatics	25.74	25.58T	792
r:+0.65					
5 Natalie Hinds	27	Athens Bulldog Swim Club	25.88	25.84T	768
r:+0.65					
6 Mallory Comerford	23	Cardinal Aquatics	26.10	26.07	748
r:+0.66					
*7 Bella Sims	15	Sandpipers Of Nevada	26.33	26.27	731
r:+0.57					
*7 Marina Spadoni	27	Unattached	26.24	26.27	731
r:+0.63					
<b>B - Final</b>					
9 Grace Cooper	18	University of Texas	26.46	26.02	752
r:+0.68					
10 Riley Francis	17	Lakeside Aquatic Club	26.36	26.39	721
r:+0.71					
11 Liz Roberts	32	Gamecock Aquatics	33.53	32.72	378
r:+0.74					



## 2021 TYR Pro Swim Series - San Antonio - 1/14/2021 to 1/17/2021

## Results

## Event 13 Women 50 LC Meter Freestyle

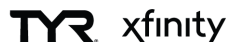
<b>World:</b>	23.67	W	7/29/2017	Sarah Sjostrom	SWE
<b>American:</b>	23.97	A	7/30/2017	Simone Manuel	USA
<b>U.S. Open:</b>	24.08	O	6/1/2019	Pernille Blume	DEN
<b>Jr World:</b>	24.33	J	9/15/2017	Rikako Ikee	JPN
<b>Pro Swim:</b>	24.17	P	2016	Sarah Sjostrom	
<b>Trial Cut:</b>	25.99	T			

Name	Age	Team	Seed Time	Prelim Time	FINA
<b>Preliminaries</b>					
1 Abbey Weitzel r:+0.65	24	California Aquatics	24.47	25.12 T	q836
2 Margo Geer r:+0.65	28	Mission Viejo Nadadores	24.78	25.58 T	q792
3 Casey Fanz r:+0.67	22	Cardinal Aquatics	25.27	25.74 T	q777
4 Olivia Smoliga r:+0.69	26	Athens Bulldog Swim Club	24.83	25.79 T	q773
5 Natalie Hinds r:+0.65	27	Athens Bulldog Swim Club	25.02	25.88 T	q765
6 Mallory Comerford r:+0.66	23	Cardinal Aquatics	24.89	26.10	q745
7 Marina Spadoni r:+0.66	27	Unattached	25.68	26.24	q734
8 Bella Sims r:+0.58	15	Sandpipers Of Nevada	26.55	26.33	q726
9 Riley Francis r:+0.70	17	Lakeside Aquatic Club	26.16	26.36	q724
10 Grace Cooper r:+0.65	18	University of Texas	25.16	26.46	q715
11 Olivia Bray r:+0.70	19	Unattached TEX	26.19	27.00	q673
12 Liz Roberts r:+0.73	32	Gamecock Aquatics	29.05	33.53	q351

## Event 14 Men 50 LC Meter Freestyle

<b>World:</b>	20.91	W	12/18/2009	Cesar Cielo Filho	BRA
<b>American:</b>	21.04	A	7/27/2019	Caeleb Dressel	USA
<b>U.S. Open:</b>	21.14	O	7/9/2009	Cesar Cielo	Auburn/BRA
<b>Jr World:</b>	21.75	J	8/25/2017	Michael Andrew	USA
<b>Pro Swim:</b>	21.51	P	3/7/2020	Caeleb Dressel	Gator Swim Club-
<b>Trial Cut:</b>	23.19	T			

Name	Age	Team	Prelim Time	Finals Time	FINA
<b>A - Final</b>					
1 Zach Apple r:+0.62	23	Mission Viejo Nadadores	22.78	22.69 T	782
2 Ryan Held r:+0.62	25	New York Aquatic Club	22.92	22.76 T	775



## 2021 TYR Pro Swim Series - San Antonio - 1/14/2021 to 1/17/2021

## Results

## A - Final ... (Event 14 Men 50 LC Meter Freestyle)

Name	Age	Team	Prelim Time	Finals Time	FINA
3 Dean Farris r:+0.65	23	Veritas Swimming	23.06	23.00 T	751
4 Tate Jackson r:+0.68	23	Longhorn Aquatics	23.28	23.13 T	738
5 Danny Kovac r:+0.60	20	Unattached - UMIZ	23.32	23.20	732
6 Nathan Lile r:+0.63	26	Gamecock Aquatics	23.04	23.24	728
7 Daniel Krueger r:+0.74	21	University of Texas	23.06	23.35	718
8 Maxime Rooney r:+0.62	22	Pleasanton Seahawks	23.41	23.49	705

## B - Final

9 Steven Richardson r:+0.68	25	Aggie Swim Club	23.66	23.82	676
10 Jake Sannem r:+0.75	22	University of Texas	23.62	24.30	637
11 Jamal Hill r:+0.76	25	Swim Uphill	27.61	27.54	437
12 Adin Williams r:+0.63	20	Unattached	30.40	31.50	292

## Event 14 Men 50 LC Meter Freestyle

<b>World:</b>	<b>20.91</b>	<b>W</b>	<b>12/18/2009</b>	<b>Cesar Cielo Filho</b>	<b>BRA</b>
<b>American:</b>	<b>21.04</b>	<b>A</b>	<b>7/27/2019</b>	<b>Caeleb Dressel</b>	<b>USA</b>
<b>U.S. Open:</b>	<b>21.14</b>	<b>O</b>	<b>7/9/2009</b>	<b>Cesar Cielo</b>	<b>Auburn/BRA</b>
<b>Jr World:</b>	<b>21.75</b>	<b>J</b>	<b>8/25/2017</b>	<b>Michael Andrew</b>	<b>USA</b>
<b>Pro Swim:</b>	<b>21.51</b>	<b>P</b>	<b>3/7/2020</b>	<b>Caeleb Dressel</b>	<b>Gator Swim Club-</b>
<b>Trial Cut:</b>	<b>23.19</b>	<b>T</b>			

Name	Age	Team	Seed Time	Prelim Time	FINA
<b>Preliminaries</b>					
1 Zach Apple r:+0.64	23	Mission Viejo Nadadores	21.81	22.78 T	q773
2 Ryan Held r:+0.63	25	New York Aquatic Club	21.87	22.92 T	q759
3 Nathan Lile r:+0.64	26	Gamecock Aquatics	22.56	23.04 T	q747
*4 Daniel Krueger r:+0.71	21	University of Texas	22.78	23.06 T	q745
*4 Dean Farris r:+0.66	23	Veritas Swimming	22.32	23.06 T	q745
6 Tate Jackson r:+0.69	23	Longhorn Aquatics	22.35	23.28	q724
7 Danny Kovac r:+0.60	20	Unattached - UMIZ	23.32	23.32	q720
8 Maxime Rooney r:+0.62	22	Pleasanton Seahawks	23.31	23.41	q712



## 2021 TYR Pro Swim Series - San Antonio - 1/14/2021 to 1/17/2021

## Results

## Preliminaries ... (Event 14 Men 50 LC Meter Freestyle)

Name	Age	Team	Seed Time	Prelim Time	FINA
9 Brett Pinfold r:+0.72	25	Swim Houston Aquatics Center	23.77	23.47	q707
10 Jake Sannem r:+0.75	22	University of Texas	23.57	23.62	q693
11 Steven Richardson r:+0.66	25	Aggie Swim Club	23.32	23.66	q690
12 Mark Theall r:+0.65	22	Texas A & M University	23.55	23.94	q666
13 Jamal Hill r:+0.85	25	Swim Uphill	26.31	27.61	q434
14 Adin Williams r:+0.60	20	Unattached	33.15	30.40	q325
--- Ryan Murphy	25	California Aquatics	23.08	NS	
--- Chris Staka	22	University of Texas/Texas	24.12	NS	
--- Ian Finnerty	24	Mission Viejo Nadadores	23.70	NS	

## Event 15 Women 200 LC Meter Breaststroke

<b>World:</b>	<b>2:19.11</b>	<b>W</b>	<b>8/1/2013</b>	<b>Rikke Moeller Pedersen</b>	<b>DEN</b>
<b>American:</b>	<b>2:19.59</b>	<b>A</b>	<b>8/2/2012</b>	<b>Rebecca Soni</b>	<b>USA Olympic Team</b>
<b>U.S. Open:</b>	<b>2:20.38</b>	<b>O</b>	<b>7/7/2009</b>	<b>Rebecca Soni</b>	<b>Trojan</b>
<b>Jr World:</b>	<b>2:19.64</b>	<b>J</b>	<b>8/30/2015</b>	<b>Viktoria Gunes</b>	<b>TUR</b>
<b>Pro Swim:</b>	<b>2:20.77</b>	<b>P</b>	<b>5/19/2019</b>	<b>Annie Lazor</b>	<b>Mission Viejo Na</b>
<b>Trial Cut:</b>	<b>2:33.29</b>	<b>T</b>			

Name	Age	Team	Prelim Time	Finals Time	FINA
<b>A - Final</b>					
1 Lilly King r:+0.68 32.53	23	Indiana Swim Club	2:27.87	2:25.83 T	868
2 Madisyn Cox r:+0.68 33.65	25	Longhorn Aquatics	2:28.93	2:26.52 T	855
3 Bethany Galat r:+0.60 34.21	25	Aggie Swim Club	2:31.32	2:30.54 T	789
4 Micah Sumrall r:+0.71 34.41	30	Gamecock Aquatics	2:32.16	2:31.97 T	767
5 Ally McHugh r:+0.79 36.10	23	Wisconsin Aquatics	2:36.68	2:34.57	728
*6 Gracie Weyant r:+0.70 35.54	15	Sarasota Sharks	2:35.26	2:34.63	728
*6 Rachel Bernhardt r:+0.73 34.83	25	Gamecock Aquatics	2:34.32	2:34.63	728
8 Jaycee Yegher r:+0.71 34.57	21	Veritas Swimming	2:36.65	2:35.46	716
<b>B - Final</b>					
9 Ellie Andrews r:+0.69 35.05	18	Westerville Aquatic Club	2:37.54	2:35.89	710
10 Emma Barksdale r:+0.74 35.22	23	Gamecock Aquatics	2:37.35	2:36.36	704



## 2021 TYR Pro Swim Series - San Antonio - 1/14/2021 to 1/17/2021

## Results

## B - Final ... (Event 15 Women 200 LC Meter Breaststroke)

Name	Age	Team	Prelim Time	Finals Time	FINA
11 Emma Weber	17	Univ of Denver Hilltoppers	2:39.91	2:38.79	672
r:+0.65 34.89	1:15.46 (40.57)	1:56.38 (40.92)	2:38.79 (42.41)		

## Event 15 Women 200 LC Meter Breaststroke

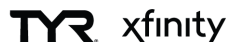
<b>World:</b>	<b>2:19.11</b>	<b>W</b>	<b>8/1/2013</b>	<b>Rikke Moeller Pedersen</b>	<b>DEN</b>
<b>American:</b>	<b>2:19.59</b>	<b>A</b>	<b>8/2/2012</b>	<b>Rebecca Soni</b>	<b>USA Olympic Team</b>
<b>U.S. Open:</b>	<b>2:20.38</b>	<b>O</b>	<b>7/7/2009</b>	<b>Rebecca Soni</b>	<b>Trojan</b>
<b>Jr World:</b>	<b>2:19.64</b>	<b>J</b>	<b>8/30/2015</b>	<b>Viktoria Gunes</b>	<b>TUR</b>
<b>Pro Swim:</b>	<b>2:20.77</b>	<b>P</b>	<b>5/19/2019</b>	<b>Annie Lazor</b>	<b>Mission Viejo Na</b>
<b>Trial Cut:</b>	<b>2:33.29</b>	<b>T</b>			

Name	Age	Team	Seed Time	Prelim Time	FINA
<b>Preliminaries</b>					
1 Lilly King	23	Indiana Swim Club	2:21.39	2:27.87 T	q832
r:+0.67 32.44	1:10.20 (37.76)	1:48.95 (38.75)	2:27.87 (38.92)		
2 Madisyn Cox	25	Longhorn Aquatics	2:23.84	2:28.93 T	q814
r:+0.66 33.56	1:11.40 (37.84)	1:49.60 (38.20)	2:28.93 (39.33)		
3 Bethany Galat	25	Aggie Swim Club	2:21.84	2:31.32 T	q776
r:+0.62 34.79	1:13.25 (38.46)	1:51.56 (38.31)	2:31.32 (39.76)		
4 Micah Sumrall	30	Gamecock Aquatics	2:23.88	2:32.16 T	q764
r:+0.71 34.81	1:14.35 (39.54)	1:53.61 (39.26)	2:32.16 (38.55)		
5 Rachel Bernhardt	25	Gamecock Aquatics	2:27.97	2:34.32	q732
r:+0.72 35.23	1:14.84 (39.61)	1:54.47 (39.63)	2:34.32 (39.85)		
6 Gracie Weyant	15	Sarasota Sharks	2:31.15	2:35.26	q719
r:+0.71 35.63	1:15.25 (39.62)	1:55.18 (39.93)	2:35.26 (40.08)		
7 Jaycee Yegher	21	Veritas Swimming	2:28.77	2:36.65	q700
r:+0.70 35.47	1:15.54 (40.07)	1:56.08 (40.54)	2:36.65 (40.57)		
8 Ally McHugh	23	Wisconsin Aquatics	2:35.53	2:36.68	q699
r:+0.80 36.63	1:16.40 (39.77)	1:56.88 (40.48)	2:36.68 (39.80)		
9 Emma Barksdale	23	Gamecock Aquatics	2:29.90	2:37.35	q690
r:+0.71 35.54	1:15.40 (39.86)	1:56.26 (40.86)	2:37.35 (41.09)		
10 Ellie Andrews	18	Westerville Aquatic Club	2:28.48	2:37.54	q688
r:+0.69 35.03	1:15.38 (40.35)	1:55.57 (40.19)	2:37.54 (41.97)		
11 Emma Weber	17	Univ of Denver Hilltoppers	2:29.90	2:39.91	q658
r:+0.69 36.02	1:17.36 (41.34)	1:57.63 (40.27)	2:39.91 (42.28)		
--- Melanie Margalis	29	Saint Petersburg Aquatics	2:24.94	NS	

## Event 16 Men 200 LC Meter Breaststroke

<b>World:</b>	<b>2:06.12</b>	<b>W</b>	<b>7/26/2019</b>	<b>Anton Chupkov</b>	<b>RUS</b>
<b>American:</b>	<b>2:07.17</b>	<b>A</b>	<b>6/30/2016</b>	<b>Josh Prenot</b>	<b>Cal Aquatics</b>
<b>U.S. Open:</b>	<b>2:07.17</b>	<b>O</b>	<b>6/30/2016</b>	<b>Josh Prenot</b>	<b>Cal Aquatics</b>
<b>Jr World:</b>	<b>2:09.39</b>	<b>J</b>	<b>7/27/2017</b>	<b>Qin Haiyang</b>	<b>CHN</b>
<b>Pro Swim:</b>	<b>2:08.95</b>	<b>P</b>	<b>2018</b>	<b>Andrew Wilson</b>	
<b>Trial Cut:</b>	<b>2:17.89</b>	<b>T</b>			

Name	Age	Team	Prelim Time	Finals Time	FINA
<b>A - Final</b>					
1 Nic Fink	27	Athens Bulldog Swim Club	2:14.41	2:11.28 T	886
r:+0.72 30.48	1:04.34 (33.86)	1:38.08 (33.74)	2:11.28 (33.20)		





## 2021 TYR Pro Swim Series - San Antonio - 1/14/2021 to 1/17/2021

## Results

## A - Final ... (Event 16 Men 200 LC Meter Breaststroke)

Name	Age	Team	Prelim Time	Finals Time	FINA
2 Will Licon	26	Longhorn Aquatics	2:13.91	2:11.30 T	886
r:+0.68 29.95	1:03.73 (33.78)	1:37.50 (33.77)	2:11.30 (33.80)		
3 Cody Miller	29	Sandpipers Of Nevada/Univ. Indiana	2:13.81	2:13.12 T	850
r:+0.70 30.31	1:04.36 (34.05)	1:38.36 (34.00)	2:13.12 (34.76)		
4 Kevin Cordes	27	Athens Bulldog Swim Club	2:13.94	2:14.34 T	827
r:+0.70 30.20	1:04.03 (33.83)	1:38.59 (34.56)	2:14.34 (35.75)		
5 Jake Foster	20	University of Texas	2:16.92	2:16.44 T	789
r:+0.66 30.51	1:04.89 (34.38)	1:39.85 (34.96)	2:16.44 (36.59)		
6 Tommy Cope	23	Club Wolverine	2:17.82	2:16.94 T	781
r:+0.60 30.50	1:04.97 (34.47)	1:40.77 (35.80)	2:16.94 (36.17)		
7 Andrew Wilson	27	Athens Bulldog Swim Club	2:16.56	2:18.53	754
r:+0.64 30.19	1:04.74 (34.55)	1:40.94 (36.20)	2:18.53 (37.59)		
8 Chase Kalisz	26	Athens Bulldog Swim Club	2:15.17	2:21.15	713
r:+0.72 30.38	1:06.23 (35.85)	1:41.78 (35.55)	2:21.15 (39.37)		

## B - Final

9 Andrew Seliskar	24	California Aquatics	2:17.88	2:15.61 T	804
r:+0.65 30.27	1:04.99 (34.72)	1:39.75 (34.76)	2:15.61 (35.86)		
10 Charlie Swanson	22	Club Wolverine	2:19.96	2:16.95 T	781
r:+0.69 30.80	1:05.65 (34.85)	1:41.11 (35.46)	2:16.95 (35.84)		
11 Charlie Scheinfeld	21	University of Texas	2:19.17	2:18.54	754
r:+0.65 30.47	1:05.31 (34.84)	1:41.07 (35.76)	2:18.54 (37.47)		
12 Paul Degrado	19	University of Texas	2:24.62	2:22.12	698
r:+0.63 31.65	1:07.44 (35.79)	1:44.23 (36.79)	2:22.12 (37.89)		
13 Ben Cono	24	Gamecock Aquatics	2:25.12	2:22.90	687
r:+0.68 31.14	1:06.90 (35.76)	1:42.59 (35.69)	2:22.90 (40.31)		
14 Braden Vines	21	University of Texas	2:26.28	2:23.64	676
r:+0.60 32.34	1:08.35 (36.01)	1:45.89 (37.54)	2:23.64 (37.75)		

## Event 16 Men 200 LC Meter Breaststroke

<b>World:</b>	<b>2:06.12</b>	<b>W</b>	<b>7/26/2019</b>	<b>Anton Chupkov</b>	<b>RUS</b>
<b>American:</b>	<b>2:07.17</b>	<b>A</b>	<b>6/30/2016</b>	<b>Josh Prenot</b>	<b>Cal Aquatics</b>
<b>U.S. Open:</b>	<b>2:07.17</b>	<b>O</b>	<b>6/30/2016</b>	<b>Josh Prenot</b>	<b>Cal Aquatics</b>
<b>Jr World:</b>	<b>2:09.39</b>	<b>J</b>	<b>7/27/2017</b>	<b>Qin Haiyang</b>	<b>CHN</b>
<b>Pro Swim:</b>	<b>2:08.95</b>	<b>P</b>	<b>2018</b>	<b>Andrew Wilson</b>	
<b>Trial Cut:</b>	<b>2:17.89</b>	<b>T</b>			

Name	Age	Team	Seed Time	Prelim Time	FINA
<b>Preliminaries</b>					
1 Cody Miller	29	Sandpipers Of Nevada/Univ. Indiana	2:08.98	2:13.81 T	q837
r:+0.68 29.98	1:04.39 (34.41)	1:38.55 (34.16)	2:13.81 (35.26)		
2 Will Licon	26	Longhorn Aquatics	2:07.62	2:13.91 T	q835
r:+0.67 30.69	1:04.92 (34.23)	1:39.15 (34.23)	2:13.91 (34.76)		
3 Kevin Cordes	27	Athens Bulldog Swim Club	2:10.52	2:13.94 T	q834
r:+0.68 30.33	1:04.99 (34.66)	1:39.00 (34.01)	2:13.94 (34.94)		
4 Nic Fink	27	Athens Bulldog Swim Club	2:08.16	2:14.41 T	q826
r:+0.72 31.14	1:06.10 (34.96)	1:40.41 (34.31)	2:14.41 (34.00)		
5 Chase Kalisz	26	Athens Bulldog Swim Club	2:11.61	2:15.17 T	q812
r:+0.72 31.04	1:06.00 (34.96)	1:40.84 (34.84)	2:15.17 (34.33)		



## 2021 TYR Pro Swim Series - San Antonio - 1/14/2021 to 1/17/2021

## Results

## Preliminaries ... (Event 16 Men 200 LC Meter Breaststroke)

Name	Age	Team	Seed Time	Prelim Time	FINA
6 Andrew Wilson	27	Athens Bulldog Swim Club	2:07.77	2:16.56 T	q787
r:+0.63 30.17	1:05.02 (34.85)	1:40.24 (35.22)	2:16.56 (36.32)		
7 Jake Foster	20	University of Texas	2:11.01	2:16.92 T	q781
r:+0.67 30.54	1:05.11 (34.57)	1:40.47 (35.36)	2:16.92 (36.45)		
8 Tommy Cope	23	Club Wolverine	2:13.08	2:17.82 T	q766
r:+0.64 33.04	1:05.65 (32.61)	1:40.98 (35.33)	2:17.82 (36.84)		
9 Andrew Seliskar	24	California Aquatics	2:12.82	2:17.88 T	q765
r:+0.64 31.41	1:06.88 (35.47)	1:41.62 (34.74)	2:17.88 (36.26)		
10 Charlie Scheinfeld	21	University of Texas	2:14.87	2:19.17	q744
r:+0.67 31.86	1:06.99 (35.13)	1:42.70 (35.71)	2:19.17 (36.47)		
11 Charlie Swanson	22	Club Wolverine	2:11.88	2:19.96	q731
r:+0.68 31.01	1:06.38 (35.37)	1:42.17 (35.79)	2:19.96 (37.79)		
12 Paul Degrado	19	University of Texas	2:16.82	2:24.62	q663
r:+0.65 31.80	1:08.24 (36.44)	1:45.34 (37.10)	2:24.62 (39.28)		
13 Ben Cono	24	Gamecock Aquatics	2:17.23	2:25.12	q656
r:+0.66 31.48	1:07.51 (36.03)	1:44.60 (37.09)	2:25.12 (40.52)		
14 Braden Vines	21	University of Texas	2:15.04	2:26.28	q640
r:+0.59 31.41	1:06.81 (35.40)	1:39.76 (32.95)	2:26.28 (46.52)		

## Event 17 Women 100 LC Meter Backstroke

<b>World:</b>	57.57	W	7/28/2019	Regan Smith	USA
<b>American:</b>	57.57	A	7/28/2019	Regan Smith	USA
<b>U.S. Open:</b>	58.00	O	7/28/2018	Kathleen Baker	Team Elite-NC
<b>Jr World:</b>	57.57	J	7/28/2019	Regan Smith	USA
<b>Pro Swim:</b>	58.18	P	3/7/2020	Regan Smith	Riptide-MN
<b>Trial Cut:</b>	1:02.69	T			

Name	Age	Team	Prelim Time	Finals Time	FINA
<b>A - Final</b>					
1 Regan Smith	18	Riptide	1:00.35	59.75 T	894
r:+0.58 28.44	59.75 (31.31)				
2 Olivia Smoliga	26	Athens Bulldog Swim Club	1:00.03	59.94 T	886
r:+0.67 28.98	59.94 (30.96)				
3 Kathleen Baker	23	Team Elite	1:00.18	59.97 T	884
r:+0.65 28.66	59.97 (31.31)				
4 Isabelle Stadden	18	Unattached	1:01.20	1:00.32 T	869
r:+0.62 29.06	1:00.32 (31.26)				
5 Phoebe Bacon	18	Nation's Capital Swim Club	1:02.45	1:01.20 T	832
r:+0.61 29.83	1:01.20 (31.37)				
6 Isabel Ivey	20	Unattached	1:02.72	1:01.79 T	808
r:+0.70 29.68	1:01.79 (32.11)				
7 Beata Nelson	22	Wisconsin Aquatics	1:02.46	1:01.82 T	807
r:+0.65 29.78	1:01.82 (32.04)				
8 Lisa Bratton	24	Aggie Swim Club	1:01.92	1:02.10 T	796
r:+0.59 30.02	1:02.10 (32.08)				
<b>B - Final</b>					
9 Olivia Bray	19	Unattached TEX	1:03.56	1:02.32 T	788
r:+0.66 30.19	1:02.32 (32.13)				



## 2021 TYR Pro Swim Series - San Antonio - 1/14/2021 to 1/17/2021

## Results

## B - Final ... (Event 17 Women 100 LC Meter Backstroke)

Name	Age	Team	Prelim Time	Finals Time	FINA
10 Abbey Weitzeil r:+0.65 30.22	24	California Aquatics	1:04.32	1:03.30	752
				1:03.30 (33.08)	
11 Natalie Mannion r:+0.72 31.28	16	Sarasota Sharks	1:04.45	1:03.84	733
				1:03.84 (32.56)	
12 Melanie Margalis r:+0.73 30.87	29	Saint Petersburg Aquatics	1:04.29	1:03.93	730
				1:03.93 (33.06)	

## Event 17 Women 100 LC Meter Backstroke

<b>World:</b>	57.57	W	7/28/2019	Regan Smith	USA
<b>American:</b>	57.57	A	7/28/2019	Regan Smith	USA
<b>U.S. Open:</b>	58.00	O	7/28/2018	Kathleen Baker	Team Elite-NC
<b>Jr World:</b>	57.57	J	7/28/2019	Regan Smith	USA
<b>Pro Swim:</b>	58.18	P	3/7/2020	Regan Smith	Riptide-MN
<b>Trial Cut:</b>	1:02.69	T			

Name	Age	Team	Seed Time	Prelim Time	FINA
<b>Preliminaries</b>					
1 Olivia Smoliga r:+0.65 29.57	26	Athens Bulldog Swim Club	58.73	1:00.03 T	q882
				1:00.03 (30.46)	
2 Kathleen Baker r:+0.62 29.01	23	Team Elite	58.56	1:00.18 T	q875
				1:00.18 (31.17)	
3 Regan Smith r:+0.60 28.95	18	Riptide	57.57	1:00.35 T	q868
				1:00.35 (31.40)	
4 Isabelle Stadden r:+0.61 29.67	18	Unattached	59.69	1:01.20 T	q832
				1:01.20 (31.53)	
5 Lisa Bratton r:+0.62 30.02	24	Aggie Swim Club	1:00.22	1:01.92 T	q803
				1:01.92 (31.90)	
6 Phoebe Bacon r:+0.62 30.02	18	Nation's Capital Swim Club	58.63	1:02.45 T	q783
				1:02.45 (32.43)	
7 Beata Nelson r:+0.67 30.09	22	Wisconsin Aquatics	1:01.05	1:02.46 T	q783
				1:02.46 (32.37)	
8 Isabel Ivey r:+0.64 29.93	20	Unattached	1:00.85	1:02.72	q773
				1:02.72 (32.79)	
9 Olivia Bray r:+0.66 30.60	19	Unattached TEX	1:01.82	1:03.56	q743
				1:03.56 (32.96)	
10 Melanie Margalis r:+0.71 31.54	29	Saint Petersburg Aquatics	NT	1:04.29	q718
				1:04.29 (32.75)	
11 Abbey Weitzeil r:+0.73 30.64	24	California Aquatics	1:01.20	1:04.32	q717
				1:04.32 (33.68)	
12 Natalie Mannion r:+0.74 31.33	16	Sarasota Sharks	1:01.87	1:04.45	q712
				1:04.45 (33.12)	



## 2021 TYR Pro Swim Series - San Antonio - 1/14/2021 to 1/17/2021

## Results

## Event 18 Men 100 LC Meter Backstroke

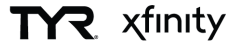
<b>World:</b>	51.85	W	8/13/2016	Ryan Murphy	USA
<b>American:</b>	51.85	A	8/13/2016	Ryan Murphy	USA
<b>U.S. Open:</b>	51.94	O	7/8/2009	Aaron Peirsol	Longhorn
<b>Jr World:</b>	52.53	J	8/6/2018	Kliment Kolesnikov	RUS
<b>Pro Swim:</b>	52.40	P	2016	David Plummer	
<b>Trial Cut:</b>	56.59	T			

Name	Age	Team	Prelim Time	Finals Time	FINA
<b>A - Final</b>					
1 Ryan Murphy	25	California Aquatics	54.88	53.55 T	907
r:+0.50 25.96		53.55 (27.59)			
2 Shaine Casas	21	Texas A & M University	54.38	54.32 T	869
r:+0.52 25.75		54.32 (28.57)			
3 William Grant	19	Veritas Swimming	55.22	55.09 T	833
r:+0.59 26.24		55.09 (28.85)			
4 Austin Katz	21	University of Texas	56.46	55.81 T	801
r:+0.58 27.01		55.81 (28.80)			
5 Dean Farris	23	Veritas Swimming	56.43	56.76	762
r:+0.63 27.66		56.76 (29.10)			
6 Sam Stewart	23	Unattached	57.07	56.82	759
r:+0.63 26.47		56.82 (30.35)			
7 Bryce Bohman	30	Pulling Water, LLC	56.48	56.89	757
r:+0.67 27.72		56.89 (29.17)			
8 Jack Dahlgren	21	Unattached - UMIZ	57.47	57.10	748
r:+0.63 27.97		57.10 (29.13)			
<b>B - Final</b>					
9 Brett Pinfold	25	Swim Houston Aquatics Center	57.97	57.42	736
r:+0.56 27.52		57.42 (29.90)			
--- Jamal Hill	25	Swim Uphill	1:15.18	NS	

## Event 18 Men 100 LC Meter Backstroke

<b>World:</b>	51.85	W	8/13/2016	Ryan Murphy	USA
<b>American:</b>	51.85	A	8/13/2016	Ryan Murphy	USA
<b>U.S. Open:</b>	51.94	O	7/8/2009	Aaron Peirsol	Longhorn
<b>Jr World:</b>	52.53	J	8/6/2018	Kliment Kolesnikov	RUS
<b>Pro Swim:</b>	52.40	P	2016	David Plummer	
<b>Trial Cut:</b>	56.59	T			

Name	Age	Team	Seed Time	Prelim Time	FINA
<b>Preliminaries</b>					
1 Shaine Casas	21	Texas A & M University	52.72	54.38 T	q866
r:+0.51 26.04		54.38 (28.34)			
2 Ryan Murphy	25	California Aquatics	52.44	54.88 T	q843
r:+0.55 26.74		54.88 (28.14)			
3 William Grant	19	Veritas Swimming	53.89	55.22 T	q827
r:+0.63 26.18		55.22 (29.04)			
4 Dean Farris	23	Veritas Swimming	53.93	56.43 T	q775
r:+0.65 27.08		56.43 (29.35)			



## 2021 TYR Pro Swim Series - San Antonio - 1/14/2021 to 1/17/2021

## Results

## Preliminaries ... (Event 18 Men 100 LC Meter Backstroke)

Name	Age	Team	Seed Time	Prelim Time	FINA
5 Austin Katz	21	University of Texas	54.46	56.46 T	q774
r:+0.56 27.07	56.46 (29.39)				
6 Bryce Bohman	30	Pulling Water, LLC	55.48	56.48 T	q773
r:+0.66 27.34	56.48 (29.14)				
7 Sam Stewart	23	Unattached	55.05	57.07	q749
r:+0.63 27.69	57.07 (29.38)				
8 Jack Dahlgren	21	Unattached - UMIZ	57.27	57.47	q734
r:+0.67 27.80	57.47 (29.67)				
9 Brett Pinfold	25	Swim Houston Aquatics Center	56.43	57.97	q715
r:+0.54 28.14	57.97 (29.83)				
10 Maxime Rooney	22	Pleasanton Seahawks	56.56	58.13	q709
r:+0.94 27.86	58.13 (30.27)				
11 Ethan Harder	20	University of Texas	56.69	58.54	q694
r:+0.60 28.44	58.54 (30.10)				
12 Jamal Hill	25	Swim Uphill	1:11.13	1:15.18	q328
r:+0.69 35.16	1:15.18 (40.02)				
--- Carson Foster	19	University of Texas	56.67	NS	
--- Chris Staka	22	University of Texas/Texas	54.73	NS	

## Event 19 Women 400 LC Meter Freestyle

<b>World:</b>	<b>3:56.46</b>	<b>W</b>	<b>8/7/2016</b>	<b>Katie Ledecky</b>	<b>USA</b>
<b>American:</b>	<b>3:56.46</b>	<b>A</b>	<b>8/7/2016</b>	<b>Katie Ledecky</b>	<b>USA</b>
<b>U.S. Open:</b>	<b>3:57.94</b>	<b>O</b>	<b>5/17/2018</b>	<b>Katie Ledecky</b>	<b>Stanford</b>
<b>Jr World:</b>	<b>3:58.37</b>	<b>J</b>	<b>8/23/2014</b>	<b>Katie Ledecky</b>	<b>USA</b>
<b>Pro Swim:</b>	<b>3:57.94</b>	<b>P</b>	<b>5/17/2018</b>	<b>Katie Ledecky</b>	<b>Stanford Swimmin</b>
<b>Trial Cut:</b>	<b>4:16.89</b>	<b>T</b>			

Name	Age	Team	Prelim Time	Finals Time	FINA
<b>A - Final</b>					
1 Haley Anderson	29	Mission Viejo Nadadores	4:18.35	4:11.13 T	834
r:+0.77 28.74	1:00.47 (31.73)	1:32.04 (31.57)	2:04.36 (32.32)		
2:35.81 (31.45)	3:08.15 (32.34)	3:39.94 (31.79)	4:11.13 (31.19)		
2 Emma Weyant	19	Sarasota Sharks	4:13.80	4:11.81 T	828
r:+0.82 29.04	1:00.07 (31.03)	1:31.90 (31.83)	2:04.30 (32.40)		
2:36.31 (32.01)	3:08.75 (32.44)	3:40.85 (32.10)	4:11.81 (30.96)		
3 Bella Sims	15	Sandpipers Of Nevada	4:15.18	4:13.09 T	815
r:+0.57 28.65	59.82 (31.17)	1:31.87 (32.05)	2:04.39 (32.52)		
2:36.81 (32.42)	3:09.57 (32.76)	3:41.75 (32.18)	4:13.09 (31.34)		
4 Evie Pfeifer	21	University of Texas	4:18.53	4:15.33 T	794
r:+0.79 30.06	1:01.82 (31.76)	1:34.03 (32.21)	2:06.42 (32.39)		
2:37.82 (31.40)	3:11.48 (33.66)	3:43.90 (32.42)	4:15.33 (31.43)		
5 Katie Crom	17	Mission Viejo Nadadores	4:20.42	4:17.04	778
r:+0.67 29.08	1:01.16 (32.08)	1:33.67 (32.51)	2:06.97 (33.30)		
2:39.77 (32.80)	3:12.83 (33.06)	3:45.02 (32.19)	4:17.04 (32.02)		
6 Olivia McMurray	17	Swim Florida	4:18.60	4:17.41	775
r:+0.76 29.42	1:02.17 (32.75)	1:34.12 (31.95)	2:07.93 (33.81)		
2:37.80 (29.87)	3:13.45 (35.65)	3:45.91 (32.46)	4:17.41 (31.50)		



## 2021 TYR Pro Swim Series - San Antonio - 1/14/2021 to 1/17/2021

## Results

## A - Final ... (Event 19 Women 400 LC Meter Freestyle)

Name	Age	Team	Prelim Time	Finals Time	FINA
7 Katie Grimes	15	Sandpipers Of Nevada	4:20.93	4:17.56	773
r:+0.64 29.49	1:01.22 (31.73)	1:33.73 (32.51)	2:06.58 (32.85)		
2:39.69 (33.11)	3:12.63 (32.94)	3:45.58 (32.95)	4:17.56 (31.98)		
8 Erica Sullivan	20	Sandpipers Of Nevada	4:20.08	4:17.57	773
r:+0.66 29.63	1:01.25 (31.62)	1:33.55 (32.30)	2:06.35 (32.80)		
2:39.48 (33.13)	3:12.53 (33.05)	3:45.46 (32.93)	4:17.57 (32.11)		

## B - Final

9 Michaela Mattes	15	Sarasota Sharks	4:21.78	4:18.21	767
r:+0.79 29.43	1:01.47 (32.04)	1:34.12 (32.65)	2:07.18 (33.06)		
2:39.74 (32.56)	3:12.91 (33.17)	3:45.87 (32.96)	4:18.21 (32.34)		
10 Addie Sauickie	14	Sarasota Sharks	4:23.85	4:21.93	735
r:+0.61 29.71	1:02.65 (32.94)	1:35.51 (32.86)	2:09.20 (33.69)		
2:41.85 (32.65)	3:15.67 (33.82)	3:48.82 (33.15)	4:21.93 (33.11)		
11 Justina Kozan	17	Mission Viejo Nadadores	4:23.65	4:23.42	723
r:+0.69 29.26	1:01.46 (32.20)	1:34.69 (33.23)	2:08.35 (33.66)		
2:41.99 (33.64)	3:16.09 (34.10)	3:49.84 (33.75)	4:23.42 (33.58)		
12 Riley Francis	17	Lakeside Aquatic Club	4:29.22	4:25.14	709
r:+0.72 29.79	1:02.82 (33.03)	1:36.01 (33.19)	2:09.58 (33.57)		
2:43.42 (33.84)	3:17.55 (34.13)	3:51.67 (34.12)	4:25.14 (33.47)		
13 Sarah Bofinger	34	Unattached	5:26.41	5:27.15	377
r:+0.76 34.76	1:14.35 (39.59)	1:56.28 (41.93)	2:38.67 (42.39)		
3:21.30 (42.63)	4:04.28 (42.98)	4:46.16 (41.88)	5:27.15 (40.99)		

## Event 19 Women 400 LC Meter Freestyle

<b>World:</b>	<b>3:56.46</b>	<b>W</b>	<b>8/7/2016</b>	<b>Katie Ledecky</b>	<b>USA</b>
<b>American:</b>	<b>3:56.46</b>	<b>A</b>	<b>8/7/2016</b>	<b>Katie Ledecky</b>	<b>USA</b>
<b>U.S. Open:</b>	<b>3:57.94</b>	<b>O</b>	<b>5/17/2018</b>	<b>Katie Ledecky</b>	<b>Stanford</b>
<b>Jr World:</b>	<b>3:58.37</b>	<b>J</b>	<b>8/23/2014</b>	<b>Katie Ledecky</b>	<b>USA</b>
<b>Pro Swim:</b>	<b>3:57.94</b>	<b>P</b>	<b>5/17/2018</b>	<b>Katie Ledecky</b>	<b>Stanford Swimmin</b>
<b>Trial Cut:</b>	<b>4:16.89</b>	<b>T</b>			

Name	Age	Team	Seed Time	Prelim Time	FINA
<b>Preliminaries</b>					
1 Emma Weyant	19	Sarasota Sharks	4:09.07	4:13.80 T	q808
r:+0.81 29.69	1:02.25 (32.56)	1:34.09 (31.84)	2:06.33 (32.24)		
2:38.10 (31.77)	3:10.37 (32.27)	3:42.26 (31.89)	4:13.80 (31.54)		
2 Bella Sims	15	Sandpipers Of Nevada	4:11.62	4:15.18 T	q795
r:+0.50 29.24	1:01.13 (31.89)	1:33.26 (32.13)	2:05.92 (32.66)		
2:38.08 (32.16)	3:10.84 (32.76)	3:42.73 (31.89)	4:15.18 (32.45)		
3 Haley Anderson	29	Mission Viejo Nadadores	4:07.77	4:18.35	q766
r:+0.84 30.15	1:03.02 (32.87)	1:35.67 (32.65)	2:08.68 (33.01)		
2:41.04 (32.36)	3:13.99 (32.95)	3:46.47 (32.48)	4:18.35 (31.88)		
4 Evie Pfeifer	21	University of Texas	4:11.77	4:18.53	q765
r:+0.80 30.62	1:03.36 (32.74)	1:36.16 (32.80)	2:09.05 (32.89)		
2:41.84 (32.79)	3:14.71 (32.87)	3:46.91 (32.20)	4:18.53 (31.62)		
5 Olivia McMurray	17	Swim Florida	4:13.18	4:18.60	q764
r:+0.76 30.69	1:03.75 (33.06)	1:36.67 (32.92)	2:09.77 (33.10)		
2:42.48 (32.71)	3:15.23 (32.75)	3:47.51 (32.28)	4:18.60 (31.09)		



## 2021 TYR Pro Swim Series - San Antonio - 1/14/2021 to 1/17/2021

## Results

## Preliminaries ... (Event 19 Women 400 LC Meter Freestyle)

Name	Age	Team	Seed Time	Prelim Time	FINA
6 Erica Sullivan	20	Sandpipers Of Nevada	4:06.36	4:20.08	q751
r:+0.68 29.96	1:02.30 (32.34)	1:34.46 (32.16)	2:07.73 (33.27)		
2:40.68 (32.95)	3:14.04 (33.36)	3:47.29 (33.25)	4:20.08 (32.79)		
7 Katie Crom	17	Mission Viejo Nadadores	4:12.85	4:20.42	q748
r:+0.65 29.68	1:02.84 (33.16)	1:36.09 (33.25)	2:10.01 (33.92)		
2:42.74 (32.73)	3:16.98 (34.24)	3:49.99 (33.01)	4:20.42 (30.43)		
8 Katie Grimes	15	Sandpipers Of Nevada	4:11.61	4:20.93	q744
r:+0.63 30.12	1:03.19 (33.07)	1:36.22 (33.03)	2:09.17 (32.95)		
2:42.33 (33.16)	3:15.36 (33.03)	3:48.54 (33.18)	4:20.93 (32.39)		
9 Michaela Mattes	15	Sarasota Sharks	4:14.35	4:21.78	q736
r:+0.77 29.99	1:02.58 (32.59)	1:35.37 (32.79)	2:08.95 (33.58)		
2:41.25 (32.30)	3:15.86 (34.61)	3:49.17 (33.31)	4:21.78 (32.61)		
10 Justina Kozan	17	Mission Viejo Nadadores	4:16.26	4:23.65	q721
r:+0.69 30.49	1:03.50 (33.01)	1:37.39 (33.89)	2:11.08 (33.69)		
2:38.50 (27.42)	3:18.26 (39.76)	3:51.58 (33.32)	4:23.65 (32.07)		
11 Addie Sauickie	14	Sarasota Sharks	4:15.56	4:23.85	q719
r:+0.72 30.28	1:03.97 (33.69)	1:37.17 (33.20)	2:10.51 (33.34)		
2:43.11 (32.60)	3:17.08 (33.97)	3:49.29 (32.21)	4:23.85 (34.56)		
12 Riley Francis	17	Lakeside Aquatic Club	4:21.74	4:29.22	q677
r:+0.75 30.73	1:04.49 (33.76)	1:38.13 (33.64)	2:12.13 (34.00)		
2:46.19 (34.06)	3:20.75 (34.56)	3:55.30 (34.55)	4:29.22 (33.92)		
13 Sarah Bofinger	34	Unattached	5:35.94	5:26.41	q380
r:+0.74 34.66	1:13.95 (39.29)	1:55.45 (41.50)	2:38.07 (42.62)		
3:20.71 (42.64)	4:03.60 (42.89)	4:45.37 (41.77)	5:26.41 (41.04)		

## Event 20 Men 400 LC Meter Freestyle

<b>World:</b>	<b>3:40.07</b>	<b>W</b>	<b>7/26/2009</b>	<b>Paul Biederman</b>	<b>GER</b>
<b>American:</b>	<b>3:42.78</b>	<b>A</b>	<b>8/10/2008</b>	<b>Larsen Jensen</b>	<b>USA</b>
<b>U.S. Open:</b>	<b>3:43.53</b>	<b>O</b>	<b>6/29/2008</b>	<b>Larsen Jensen</b>	<b>Trojan</b>
<b>Jr World:</b>	<b>3:44.60</b>	<b>J</b>	<b>4/1/2014</b>	<b>Mack Horton</b>	<b>AUS</b>
<b>Pro Swim:</b>	<b>3:43.55</b>	<b>P</b>	<b>2016</b>	<b>Sun Yang</b>	
<b>Trial Cut:</b>	<b>3:57.29</b>	<b>T</b>			

Name	Age	Team	Prelim Time	Finals Time	FINA
<b>A - Final</b>					
1 Kieran Smith	20	Unattached FLOR	3:55.76	3:49.37 T	883
r:+0.68 26.10	55.54 (29.44)	1:24.45 (28.91)	1:53.59 (29.14)		
2:22.72 (29.13)	2:52.00 (29.28)	3:21.51 (29.51)	3:49.37 (27.86)		
2 Zane Grothe	28	Boulder City Henderson Swim Te	3:57.37	3:53.07 T	841
r:+0.69 27.13	56.67 (29.54)	1:26.24 (29.57)	1:56.55 (30.31)		
2:26.24 (29.69)	2:56.30 (30.06)	3:25.33 (29.03)	3:53.07 (27.74)		
3 David Johnston	19	University of Texas	3:56.28	3:55.06 T	820
r:+0.69 26.12	56.21 (30.09)	1:25.85 (29.64)	1:55.72 (29.87)		
2:25.88 (30.16)	2:56.20 (30.32)	3:25.83 (29.63)	3:55.06 (29.23)		
4 Mitch D'Arrigo	25	Gator Swim Club	3:57.66	3:55.24 T	818
r:+0.69 27.52	56.66 (29.14)	1:26.21 (29.55)	1:56.21 (30.00)		
2:26.17 (29.96)	2:56.20 (30.03)	3:25.67 (29.47)	3:55.24 (29.57)		



## 2021 TYR Pro Swim Series - San Antonio - 1/14/2021 to 1/17/2021

## Results

## A - Final ... (Event 20 Men 400 LC Meter Freestyle)

Name	Age	Team	Prelim Time	Finals Time	FINA
5 Will Gallant	19	Mission Viejo Nadadores	3:58.23	3:57.90	791
r:+0.65 27.19	56.97 (29.78)	1:26.61 (29.64)	1:57.04 (30.43)		
2:26.67 (29.63)	2:57.72 (31.05)	3:27.33 (29.61)	3:57.90 (30.57)		
6 Drew Kibler	20	University of Texas	4:02.87	3:59.84	772
r:+0.60 27.06	57.07 (30.01)	1:27.21 (30.14)	1:57.78 (30.57)		
2:28.11 (30.33)	2:58.95 (30.84)	3:29.50 (30.55)	3:59.84 (30.34)		
7 Liam Custer	16	Sarasota Sharks	4:01.18	4:00.35	767
r:+0.65 27.94	57.66 (29.72)	1:27.99 (30.33)	1:58.05 (30.06)		
2:26.70 (28.65)	2:59.05 (32.35)	3:28.30 (29.25)	4:00.35 (32.05)		
8 Mark Theall	22	Texas A & M University	4:08.54	4:07.26	705
r:+0.70 28.20	58.43 (30.23)	1:28.86 (30.43)	1:59.80 (30.94)		
2:31.45 (31.65)	3:03.48 (32.03)	3:32.47 (28.99)	4:07.26 (34.79)		

## B - Final

9 David Gelfand	22	USA Resident Team	4:48.22	4:45.68	457
r:+0.67 33.19	1:08.93 (35.74)	1:45.22 (36.29)	2:22.01 (36.79)		
2:57.99 (35.98)	3:34.26 (36.27)	4:10.28 (36.02)	4:45.68 (35.40)		
10 Adin Williams	20	Unattached	5:38.66	5:39.58	272
r:+0.67 36.45	1:18.57 (42.12)	2:04.48 (45.91)	2:49.46 (44.98)		
3:32.61 (43.15)	4:17.12 (44.51)	4:58.49 (41.37)	5:39.58 (41.09)		

## Event 20 Men 400 LC Meter Freestyle

<b>World:</b>	<b>3:40.07</b>	<b>W</b>	<b>7/26/2009</b>	<b>Paul Biederman</b>	<b>GER</b>
<b>American:</b>	<b>3:42.78</b>	<b>A</b>	<b>8/10/2008</b>	<b>Larsen Jensen</b>	<b>USA</b>
<b>U.S. Open:</b>	<b>3:43.53</b>	<b>O</b>	<b>6/29/2008</b>	<b>Larsen Jensen</b>	<b>Trojan</b>
<b>Jr World:</b>	<b>3:44.60</b>	<b>J</b>	<b>4/1/2014</b>	<b>Mack Horton</b>	<b>AUS</b>
<b>Pro Swim:</b>	<b>3:43.55</b>	<b>P</b>	<b>2016</b>	<b>Sun Yang</b>	
<b>Trial Cut:</b>	<b>3:57.29</b>	<b>T</b>			

Name	Age	Team	Seed Time	Prelim Time	FINA
<b>Preliminaries</b>					
1 Kieran Smith	20	Unattached FLOR	3:47.72	3:55.76 T	q813
r:+0.67 27.89	58.11 (30.22)	1:28.37 (30.26)	1:58.59 (30.22)		
2:28.38 (29.79)	2:58.35 (29.97)	3:27.98 (29.63)	3:55.76 (27.78)		
2 David Johnston	19	University of Texas	3:56.20	3:56.28 T	q807
r:+0.70 27.41	57.37 (29.96)	1:27.11 (29.74)	1:57.12 (30.01)		
2:27.04 (29.92)	2:57.35 (30.31)	3:27.23 (29.88)	3:56.28 (29.05)		
3 Zane Grothe	28	Boulder City Henderson Swim Te	3:45.78	3:57.37	q796
r:+0.69 27.43	57.47 (30.04)	1:27.26 (29.79)	1:58.02 (30.76)		
2:28.09 (30.07)	2:58.58 (30.49)	3:28.60 (30.02)	3:57.37 (28.77)		
4 Mitch D'Arrigo	25	Gator Swim Club	3:48.39	3:57.66	q793
r:+0.69 28.26	58.48 (30.22)	1:28.51 (30.03)	1:59.14 (30.63)		
2:28.88 (29.74)	2:59.21 (30.33)	3:28.89 (29.68)	3:57.66 (28.77)		
5 Will Gallant	19	Mission Viejo Nadadores	3:53.61	3:58.23	q788
r:+0.65 27.48	57.69 (30.21)	1:27.38 (29.69)	1:57.96 (30.58)		
2:27.84 (29.88)	2:58.45 (30.61)	3:28.33 (29.88)	3:58.23 (29.90)		
6 Liam Custer	16	Sarasota Sharks	3:58.14	4:01.18	q759
r:+0.66 27.80	58.40 (30.60)	1:29.07 (30.67)	1:59.72 (30.65)		
2:29.96 (30.24)	3:00.32 (30.36)	3:31.02 (30.70)	4:01.18 (30.16)		





## 2021 TYR Pro Swim Series - San Antonio - 1/14/2021 to 1/17/2021

## Results

## Preliminaries ... (Event 20 Men 400 LC Meter Freestyle)

Name	Age	Team	Seed Time	Prelim Time	FINA
7 Drew Kibler	20	University of Texas	3:52.75	4:02.87	q743
r:+0.62 28.07	58.64 (30.57)	1:29.57 (30.93)	2:00.23 (30.66)		
2:30.91 (30.68)	3:01.94 (31.03)	3:32.34 (30.40)	4:02.87 (30.53)		
8 Townley Haas	24	NOVA of Virginia Aquatics, Inc	3:54.86	4:03.18	q741
r:+0.73 28.22	58.92 (30.70)	1:29.53 (30.61)	2:00.55 (31.02)		
2:30.80 (30.25)	3:01.75 (30.95)	3:32.57 (30.82)	4:03.18 (30.61)		
9 Jack Collins	23	Unattached BAD	3:55.13	4:05.62	q719
r:+0.70 28.47	59.27 (30.80)	1:30.39 (31.12)	2:01.56 (31.17)		
2:32.74 (31.18)	3:04.30 (31.56)	3:35.53 (31.23)	4:05.62 (30.09)		
10 Mark Theall	22	Texas A & M University	3:52.78	4:08.54	q694
r:+0.66 28.19	59.10 (30.91)	1:29.44 (30.34)	2:01.15 (31.71)		
2:30.48 (29.33)	3:04.55 (34.07)	3:36.51 (31.96)	4:08.54 (32.03)		
11 Yaseen El Demerdash	17	Kansas City Blazers	4:46.90	4:37.02	q501
r:+0.61 28.68	1:02.77 (34.09)	1:37.86 (35.09)	2:14.20 (36.34)		
2:50.98 (36.78)	3:27.81 (36.83)	4:03.89 (36.08)	4:37.02 (33.13)		
12 David Gelfand	22	USA Resident Team	4:39.22	4:48.22	q445
r:+0.66 32.60	1:08.51 (35.91)	1:45.50 (36.99)	2:22.31 (36.81)		
2:59.09 (36.78)	3:36.15 (37.06)	4:13.23 (37.08)	4:48.22 (34.99)		
13 Adin Williams	20	Unattached	5:32.40	5:38.66	q274
r:+0.67 35.15	1:17.92 (42.77)	2:01.00 (43.08)	2:45.87 (44.87)		
3:28.90 (43.03)	4:14.10 (45.20)	4:57.85 (43.75)	5:38.66 (40.81)		
--- Jay Litherland	25	Dynamo Swim Club	3:55.72	NS	

## Event 21 Women 1500 LC Meter Freestyle

<b>World:</b> 15:20.48	<b>W</b> 5/17/2018	<b>Katie Ledecky</b>	<b>Stanford</b>
<b>American:</b> 15:20.48	<b>A</b> 5/17/2018	<b>Katie Ledecky</b>	<b>Stanford</b>
<b>U.S. Open:</b> 15:20.48	<b>O</b> 5/17/2018	<b>Katie Ledecky</b>	<b>Stanford</b>
<b>Jr World:</b> 15:28.36	<b>J</b> 8/24/2014	<b>Katie Ledecky</b>	<b>USA</b>
<b>Pro Swim:</b> 15:20.48	<b>P</b> 5/16/2018	<b>Katie Ledecky</b>	<b>Stanford Swimmin</b>
<b>Trial Cut:</b> 16:49.19	<b>T</b>		

Name	Age	Team	Seed Time	Finals Time	FINA
1 Ally McHugh	23	Wisconsin Aquatics	16:05.98	16:12.87T	846
r:+0.76 30.14	1:02.80 (32.66)	1:34.90 (32.10)	2:07.64 (32.74)		
2:39.94 (32.30)	3:12.90 (32.96)	3:45.15 (32.25)	4:18.20 (33.05)		
4:50.73 (32.53)	5:23.73 (33.00)	5:55.89 (32.16)	6:28.87 (32.98)		
7:01.37 (32.50)	7:34.33 (32.96)	8:06.75 (32.42)	8:39.66 (32.91)		
9:11.77 (32.11)	9:44.64 (32.87)	10:16.95 (32.31)	10:49.91 (32.96)		
11:22.05 (32.14)	11:54.99 (32.94)	12:27.34 (32.35)	13:00.26 (32.92)		
13:32.38 (32.12)	14:05.09 (32.71)	14:37.31 (32.22)	15:09.93 (32.62)		
15:41.75 (31.82)	16:12.87 (31.12)				



## 2021 TYR Pro Swim Series - San Antonio - 1/14/2021 to 1/17/2021

## Results

## (Event 21 Women 1500 LC Meter Freestyle)

Name	Age	Team	Seed Time	Finals Time	FINA
2 Haley Anderson	29	Mission Viejo Nadadores	16:18.53	16:15.40 T	840
r:+0.84 29.72	1:02.07 (32.35)	1:34.35 (32.28)	2:06.94 (32.59)		
2:39.48 (32.54)	3:12.30 (32.82)	3:45.03 (32.73)	4:18.02 (32.99)		
4:50.86 (32.84)	5:23.80 (32.94)	5:56.25 (32.45)	6:29.08 (32.83)		
7:01.62 (32.54)	7:34.36 (32.74)	8:06.74 (32.38)	8:39.21 (32.47)		
9:11.51 (32.30)	9:44.35 (32.84)	10:16.97 (32.62)	10:49.94 (32.97)		
11:22.39 (32.45)	11:55.14 (32.75)	12:27.90 (32.76)	13:00.69 (32.79)		
13:33.11 (32.42)	14:06.08 (32.97)	14:38.58 (32.50)	15:11.49 (32.91)		
15:43.56 (32.07)	16:15.40 (31.84)				
3 Bella Sims	15	Sandpipers Of Nevada	16:29.17	16:35.64 T	790
r:+0.52 29.33	1:01.68 (32.35)	1:34.18 (32.50)	2:07.52 (33.34)		
2:40.31 (32.79)	3:13.75 (33.44)	3:46.75 (33.00)	4:20.45 (33.70)		
4:53.37 (32.92)	5:27.04 (33.67)	6:00.35 (33.31)	6:34.33 (33.98)		
7:07.44 (33.11)	7:41.32 (33.88)	8:14.21 (32.89)	8:48.14 (33.93)		
9:21.21 (33.07)	9:55.13 (33.92)	10:28.39 (33.26)	11:02.04 (33.65)		
11:35.55 (33.51)	12:09.24 (33.69)	12:42.50 (33.26)	13:16.30 (33.80)		
13:49.46 (33.16)	14:23.23 (33.77)	14:56.36 (33.13)	15:30.10 (33.74)		
16:03.13 (33.03)	16:35.64 (32.51)				
4 Katie Grimes	15	Sandpipers Of Nevada	16:32.88	16:41.99 T	775
r:+0.66 30.21	1:02.79 (32.58)	1:36.21 (33.42)	2:09.55 (33.34)		
2:43.24 (33.69)	3:16.74 (33.50)	3:50.28 (33.54)	4:23.87 (33.59)		
4:54.53 (30.66)	5:31.27 (36.74)	6:05.09 (33.82)	6:38.64 (33.55)		
7:12.33 (33.69)	7:45.89 (33.56)	8:19.70 (33.81)	8:53.23 (33.53)		
9:26.91 (33.68)	10:00.46 (33.55)	10:34.17 (33.71)	11:07.96 (33.79)		
11:41.74 (33.78)	12:15.24 (33.50)	12:48.80 (33.56)	13:22.25 (33.45)		
13:56.09 (33.84)	14:29.52 (33.43)	15:03.11 (33.59)	15:36.55 (33.44)		
16:09.71 (33.16)	16:41.99 (32.28)				
5 Michaela Mattes	15	Sarasota Sharks	16:51.45	16:48.63 T	760
r:+0.69 30.33	1:03.05 (32.72)	1:36.50 (33.45)	2:09.74 (33.24)		
2:43.43 (33.69)	3:16.92 (33.49)	3:50.55 (33.63)	4:23.97 (33.42)		
4:57.64 (33.67)	5:31.09 (33.45)	6:04.73 (33.64)	6:38.45 (33.72)		
7:12.23 (33.78)	7:45.91 (33.68)	8:19.28 (33.37)	8:53.33 (34.05)		
9:26.93 (33.60)	10:00.71 (33.78)	10:34.54 (33.83)	11:08.32 (33.78)		
11:42.07 (33.75)	12:15.49 (33.42)	12:49.56 (34.07)	13:23.45 (33.89)		
13:58.02 (34.57)	14:32.35 (34.33)	15:06.87 (34.52)	15:41.35 (34.48)		
16:15.98 (34.63)	16:48.63 (32.65)				
6 Olivia McMurray	17	Swim Florida	16:35.47	16:49.76	757
r:+0.78 30.25	1:04.20 (33.95)	1:37.31 (33.11)	2:11.70 (34.39)		
2:45.46 (33.76)	3:19.64 (34.18)	3:52.91 (33.27)	4:27.80 (34.89)		
5:01.62 (33.82)	5:35.68 (34.06)	6:09.69 (34.01)	6:43.79 (34.10)		
7:17.70 (33.91)	7:51.69 (33.99)	8:25.55 (33.86)	8:59.51 (33.96)		
9:33.47 (33.96)	10:07.52 (34.05)	10:41.21 (33.69)	11:15.19 (33.98)		
11:48.96 (33.77)	12:23.01 (34.05)	12:56.74 (33.73)	13:30.79 (34.05)		
14:04.61 (33.82)	14:38.54 (33.93)	15:11.90 (33.36)	15:45.42 (33.52)		
16:18.52 (33.10)	16:49.76 (31.24)				



## 2021 TYR Pro Swim Series - San Antonio - 1/14/2021 to 1/17/2021

## Results

## Event 22 Men 1500 LC Meter Freestyle

<b>World:</b> 14:31.02	<b>W</b> 8/4/2012	<b>Yang Sun</b>	<b>CHN</b>
<b>American:</b> 14:39.48	<b>A</b> 8/13/2016	<b>Connor Jaeger</b>	<b>USA</b>
<b>U.S. Open:</b> 14:45.54	<b>O</b> 7/6/2008	<b>Peter Vanderkaay</b>	<b>Club Wolverine</b>
<b>Jr World:</b> 14:46.09	<b>J</b> 8/25/2019	<b>Franko Grgic</b>	<b>CRO</b>
<b>Pro Swim:</b> 14:53.12	<b>P</b> 2016	<b>Jordan Wilimovsky</b>	
<b>Trial Cut:</b> 15:44.89	<b>T</b>		

Name	Age	Team	Seed Time	Finals Time	FINA
1 Zane Grothe	28	Boulder City Henderson Swim Te	14:56.10	15:10.29T	876
r:+0.71 27.85	58.19 (30.34)	1:28.62 (30.43)	1:59.18 (30.56)		
2:29.57 (30.39)	3:00.46 (30.89)	3:30.92 (30.46)	4:01.71 (30.79)		
4:32.10 (30.39)	5:03.01 (30.91)	5:33.50 (30.49)	6:04.43 (30.93)		
6:34.90 (30.47)	7:05.79 (30.89)	7:36.23 (30.44)	8:07.19 (30.96)		
8:37.79 (30.60)	9:08.77 (30.98)	9:39.39 (30.62)	10:10.18 (30.79)		
10:40.20 (30.02)	11:10.48 (30.28)	11:40.51 (30.03)	12:11.16 (30.65)		
12:41.37 (30.21)	13:11.99 (30.62)	13:42.20 (30.21)	14:12.78 (30.58)		
14:42.26 (29.48)	15:10.29 (28.03)				
2 Will Gallant	19	Mission Viejo Nadadores	15:18.39	15:24.77T	835
r:+0.65 28.10	58.67 (30.57)	1:28.88 (30.21)	1:59.60 (30.72)		
2:30.05 (30.45)	3:00.87 (30.82)	3:31.32 (30.45)	4:02.14 (30.82)		
4:32.51 (30.37)	5:03.26 (30.75)	5:33.78 (30.52)	6:04.74 (30.96)		
6:35.20 (30.46)	7:05.97 (30.77)	7:36.46 (30.49)	8:07.38 (30.92)		
8:38.08 (30.70)	9:09.15 (31.07)	9:39.75 (30.60)	10:11.11 (31.36)		
10:41.79 (30.68)	11:13.22 (31.43)	11:44.52 (31.30)	12:16.02 (31.50)		
12:47.21 (31.19)	13:18.98 (31.77)	13:50.47 (31.49)	14:22.40 (31.93)		
14:53.76 (31.36)	15:24.77 (31.01)				
3 David Johnston	19	University of Texas	15:33.36	15:30.06T	821
r:+0.71 28.42	59.30 (30.88)	1:29.85 (30.55)	2:01.34 (31.49)		
2:31.54 (30.20)	3:02.84 (31.30)	3:33.38 (30.54)	4:04.14 (30.76)		
4:34.00 (29.86)	5:05.50 (31.50)	5:35.55 (30.05)	6:07.11 (31.56)		
6:37.83 (30.72)	7:09.37 (31.54)	7:40.18 (30.81)	8:12.14 (31.96)		
8:43.25 (31.11)	9:14.94 (31.69)	9:46.27 (31.33)	10:18.01 (31.74)		
10:49.06 (31.05)	11:20.63 (31.57)	11:51.60 (30.97)	12:23.57 (31.97)		
12:54.82 (31.25)	13:26.42 (31.60)	13:57.57 (31.15)	14:29.06 (31.49)		
14:59.87 (30.81)	15:30.06 (30.19)				
4 Liam Custer	16	Sarasota Sharks	15:35.69	15:44.95	783
r:+0.77 28.70	1:00.18 (31.48)	1:30.96 (30.78)	2:02.30 (31.34)		
2:32.47 (30.17)	3:04.76 (32.29)	3:36.17 (31.41)	4:07.15 (30.98)		
4:38.63 (31.48)	5:09.80 (31.17)	5:41.40 (31.60)	6:12.59 (31.19)		
6:44.06 (31.47)	7:15.56 (31.50)	7:47.64 (32.08)	8:18.99 (31.35)		
8:50.98 (31.99)	9:22.69 (31.71)	9:54.66 (31.97)	10:26.17 (31.51)		
10:46.25 (20.08)	11:29.92 (43.67)	12:02.23 (32.31)	12:33.98 (31.75)		
13:06.21 (32.23)	13:37.98 (31.77)	14:10.01 (32.03)	14:41.86 (31.85)		
15:13.83 (31.97)	15:44.95 (31.12)				



## 2021 TYR Pro Swim Series - San Antonio - 1/14/2021 to 1/17/2021

## Results

## Event 23 Women 200 LC Meter IM

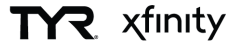
<b>World:</b>	2:06.12	W	8/3/2015	<b>Katinka Hosszu</b>	<b>HUN</b>
<b>American:</b>	2:06.15	A	7/27/2009	<b>Ariana Kukors</b>	<b>USA</b>
<b>U.S. Open:</b>	2:08.32	O	7/29/2018	<b>Kathleen Baker</b>	<b>Team Elite-NC</b>
<b>Jr World:</b>	2:09.98	J	1/29/2017	<b>Rikako Ikee</b>	<b>JPN</b>
<b>Pro Swim:</b>	2:08.66	P	2015	<b>Katinka Hosszu</b>	
<b>Trial Cut:</b>	2:17.39	T			

	Name	Age	Team	Prelim Time	Finals Time	FINA
<b>A - Final</b>						
1	Kathleen Baker	23	Team Elite	2:14.20	2:10.30 T	906
	r:+0.66 28.59	1:01.08 (32.49)	1:38.74 (37.66)	2:10.30 (31.56)		
2	Madisyn Cox	25	Longhorn Aquatics	2:13.96	2:11.22 T	887
	r:+0.68 28.57	1:02.43 (33.86)	1:39.96 (37.53)	2:11.22 (31.26)		
3	Beata Nelson	22	Wisconsin Aquatics	2:17.31	2:15.21 T	811
	r:+0.74 28.26	1:02.93 (34.67)	1:43.31 (40.38)	2:15.21 (31.90)		
4	Evie Pfeifer	21	University of Texas	2:19.14	2:15.31 T	809
	r:+0.80 29.69	1:04.91 (35.22)	1:44.01 (39.10)	2:15.31 (31.30)		
5	Bethany Galat	25	Aggie Swim Club	2:18.56	2:17.40	773
	r:+0.57 28.93	1:06.03 (37.10)	1:44.13 (38.10)	2:17.40 (33.27)		
6	Bella Sims	15	Sandpipers Of Nevada	2:19.75	2:18.19	760
	r:+0.59 29.39	1:05.74 (36.35)	1:45.81 (40.07)	2:18.19 (32.38)		
7	Isabel Ivey	20	Unattached	2:16.46	2:18.37	757
	r:+0.71 28.41	1:03.65 (35.24)	1:44.54 (40.89)	2:18.37 (33.83)		
8	Justina Kozan	17	Mission Viejo Nadadores	2:19.29	2:18.61	753
	r:+0.69 29.59	1:06.98 (37.39)	1:47.40 (40.42)	2:18.61 (31.21)		
<b>B - Final</b>						
9	Katie Crom	17	Mission Viejo Nadadores	2:20.12	2:16.67 T	785
	r:+0.66 28.56	1:04.76 (36.20)	1:45.35 (40.59)	2:16.67 (31.32)		
10	Gracie Weyant	15	Sarasota Sharks	2:25.09	2:21.48	708
	r:+0.71 30.71	1:07.48 (36.77)	1:48.79 (41.31)	2:21.48 (32.69)		
11	Olivia McMurray	17	Swim Florida	2:21.41	2:21.80	703
	r:+0.76 30.10	1:07.67 (37.57)	1:49.73 (42.06)	2:21.80 (32.07)		
12	Emma Weber	17	Univ of Denver Hilltoppers	2:22.88	2:23.37	680
	r:+0.66 29.82	1:08.44 (38.62)	1:48.92 (40.48)	2:23.37 (34.45)		
13	Sarah Bofinger	34	Unattached	2:59.09	2:59.84	344
	r:+0.74 36.60	1:26.37 (49.77)	2:20.51 (54.14)	2:59.84 (39.33)		

## Event 23 Women 200 LC Meter IM

<b>World:</b>	2:06.12	W	8/3/2015	<b>Katinka Hosszu</b>	<b>HUN</b>
<b>American:</b>	2:06.15	A	7/27/2009	<b>Ariana Kukors</b>	<b>USA</b>
<b>U.S. Open:</b>	2:08.32	O	7/29/2018	<b>Kathleen Baker</b>	<b>Team Elite-NC</b>
<b>Jr World:</b>	2:09.98	J	1/29/2017	<b>Rikako Ikee</b>	<b>JPN</b>
<b>Pro Swim:</b>	2:08.66	P	2015	<b>Katinka Hosszu</b>	
<b>Trial Cut:</b>	2:17.39	T			

	Name	Age	Team	Seed Time	Prelim Time	FINA
<b>Preliminaries</b>						
1	Madisyn Cox	25	Longhorn Aquatics	2:09.03	2:13.96 T	q834
	r:+0.71 28.82	1:03.20 (34.38)	1:41.66 (38.46)	2:13.96 (32.30)		



## 2021 TYR Pro Swim Series - San Antonio - 1/14/2021 to 1/17/2021

## Results

## Preliminaries ... (Event 23 Women 200 LC Meter IM)

Name	Age	Team	Seed Time	Prelim Time	FINA
2 Kathleen Baker	23	Team Elite	2:08.75	2:14.20 T	q830
r:+0.66 28.83	1:02.67 (33.84)	1:41.10 (38.43)	2:14.20 (33.10)		
3 Isabel Ivey	20	Unattached	2:17.23	2:16.46 T	q789
r:+0.75 28.28	1:02.50 (34.22)	1:43.87 (41.37)	2:16.46 (32.59)		
4 Beata Nelson	22	Wisconsin Aquatics	2:13.37	2:17.31 T	q774
r:+0.70 28.19	1:04.10 (35.91)	1:43.66 (39.56)	2:17.31 (33.65)		
5 Bethany Galat	25	Aggie Swim Club	2:12.90	2:18.56	q754
r:+0.55 28.84	1:06.35 (37.51)	1:44.77 (38.42)	2:18.56 (33.79)		
6 Evie Pfeifer	21	University of Texas	2:12.70	2:19.14	q744
r:+0.79 30.28	1:07.06 (36.78)	1:46.91 (39.85)	2:19.14 (32.23)		
7 Justina Koza	17	Mission Viejo Nadadores	2:11.55	2:19.29	q742
r:+0.68 30.06	1:08.00 (37.94)	1:48.11 (40.11)	2:19.29 (31.18)		
8 Bella Sims	15	Sandpipers Of Nevada	2:16.96	2:19.75	q735
r:+0.58 29.41	1:05.20 (35.79)	1:48.55 (43.35)	2:19.75 (31.20)		
9 Katie Crom	17	Mission Viejo Nadadores	2:17.88	2:20.12	q729
r:+0.66 29.43	1:06.00 (36.57)	1:48.99 (42.99)	2:20.12 (31.13)		
10 Olivia McMurray	17	Swim Florida	2:17.07	2:21.41	q709
r:+0.73 30.22	1:06.23 (36.01)	1:48.38 (42.15)	2:21.41 (33.03)		
11 Emma Weber	17	Univ of Denver Hilltoppers	2:22.02	2:22.88	q687
r:+0.69 30.50	1:07.71 (37.21)	1:49.11 (41.40)	2:22.88 (33.77)		
12 Gracie Weyant	15	Sarasota Sharks	2:18.71	2:25.09	q656
r:+0.72 30.43	1:09.45 (39.02)	1:50.99 (41.54)	2:25.09 (34.10)		
13 Sarah Bofinger	34	Unattached	2:58.71	2:59.09	q349
r:+0.66 38.02	1:26.45 (48.43)	2:21.32 (54.87)	2:59.09 (37.77)		
--- Melanie Margalis	29	Saint Petersburg Aquatics	2:08.84	NS	
--- Emma Barksdale	23	Gamecock Aquatics	2:11.97	NS	
--- Micah Sumrall	30	Gamecock Aquatics	2:17.93	NS	
--- Ellie Andrews	18	Westerville Aquatic Club	2:19.37	NS	
--- Kelly Pash	19	Unattached TEX	2:14.00	NS	

## Event 24 Men 200 LC Meter IM

<b>World:</b>	<b>1:54.00</b>	<b>W</b>	<b>7/28/2011</b>	<b>Ryan Lochte</b>	<b>USA</b>
<b>American:</b>	<b>1:54.00</b>	<b>A</b>	<b>7/28/2011</b>	<b>Ryan Lochte</b>	<b>USA</b>
<b>U.S. Open:</b>	<b>1:54.56</b>	<b>O</b>	<b>7/10/2009</b>	<b>Ryan Lochte</b>	<b>Daytona Beach</b>
<b>Jr World:</b>	<b>1:57.06</b>	<b>J</b>	<b>7/27/2017</b>	<b>Qin Haiyang</b>	<b>CHN</b>
<b>Pro Swim:</b>	<b>1:56.32</b>	<b>P</b>	<b>2012</b>	<b>Michael Phelps</b>	
<b>Trial Cut:</b>	<b>2:04.09</b>	<b>T</b>			

Name	Age	Team	Prelim Time	Finals Time	FINA
<b>A - Final</b>					
1 Kieran Smith	20	Unattached FLOR	2:03.01	1:59.38 T	870
r:+0.67 25.66	55.63 (29.97)	1:30.46 (34.83)	1:59.38 (28.92)		
2 Will Licon	26	Longhorn Aquatics	2:04.09	2:01.20 T	832
r:+0.68 26.36	57.94 (31.58)	1:31.79 (33.85)	2:01.20 (29.41)		
3 Jay Litherland	25	Dynamo Swim Club	2:03.04	2:01.89 T	818
r:+0.70 26.06	57.21 (31.15)	1:32.89 (35.68)	2:01.89 (29.00)		
4 Andrew Seliskar	24	California Aquatics	2:04.38	2:02.39 T	808
r:+0.64 25.89	56.55 (30.66)	1:33.14 (36.59)	2:02.39 (29.25)		



## 2021 TYR Pro Swim Series - San Antonio - 1/14/2021 to 1/17/2021

## Results

## A - Final ... (Event 24 Men 200 LC Meter IM)

Name	Age	Team	Prelim Time	Finals Time	FINA
5 Carson Foster	19	University of Texas	2:03.82	2:02.99 T	796
r:+0.64 25.92	56.44 (30.52)	1:32.32 (35.88)	2:02.99 (30.67)		
6 Jake Foster	20	University of Texas	2:01.93	2:03.59 T	784
r:+0.67 25.71	59.16 (33.45)	1:34.05 (34.89)	2:03.59 (29.54)		
7 Danny Kovac	20	Unattached - UMIZ	2:04.72	2:04.51	767
r:+0.62 25.56	57.57 (32.01)	1:33.66 (36.09)	2:04.51 (30.85)		
8 Tommy Cope	23	Club Wolverine	2:04.49	2:05.33	752
r:+0.64 26.20	59.43 (33.23)	1:34.04 (34.61)	2:05.33 (31.29)		

## B - Final

9 Nic Fink	27	Athens Bulldog Swim Club	2:04.88	2:03.96 T	777
r:+0.73 26.93	1:00.88 (33.95)	1:34.56 (33.68)	2:03.96 (29.40)		
10 Sam Stewart	23	Unattached	2:05.44	2:04.33	770
r:+0.65 26.21	57.14 (30.93)	1:33.47 (36.33)	2:04.33 (30.86)		
11 Charlie Swanson	22	Club Wolverine	2:05.64	2:05.73	745
r:+0.65 26.85	1:00.25 (33.40)	1:35.61 (35.36)	2:05.73 (30.12)		
12 Alexander Gusev	19	Sarasota Sharks	2:07.05	2:05.91	742
r:+0.68 27.09	1:00.77 (33.68)	1:36.46 (35.69)	2:05.91 (29.45)		
13 Gunnar Bentz	25	Dynamo Swim Club	2:05.07	2:05.93	741
r:+0.72 26.90	1:00.31 (33.41)	1:37.16 (36.85)	2:05.93 (28.77)		

## Event 24 Men 200 LC Meter IM

<b>World:</b>	<b>1:54.00</b>	<b>W</b>	<b>7/28/2011</b>	<b>Ryan Lochte</b>	<b>USA</b>
<b>American:</b>	<b>1:54.00</b>	<b>A</b>	<b>7/28/2011</b>	<b>Ryan Lochte</b>	<b>USA</b>
<b>U.S. Open:</b>	<b>1:54.56</b>	<b>O</b>	<b>7/10/2009</b>	<b>Ryan Lochte</b>	<b>Daytona Beach</b>
<b>Jr World:</b>	<b>1:57.06</b>	<b>J</b>	<b>7/27/2017</b>	<b>Qin Haiyang</b>	<b>CHN</b>
<b>Pro Swim:</b>	<b>1:56.32</b>	<b>P</b>	<b>2012</b>	<b>Michael Phelps</b>	
<b>Trial Cut:</b>	<b>2:04.09</b>	<b>T</b>			

Name	Age	Team	Seed Time	Prelim Time	FINA
<b>Preliminaries</b>					
1 Jake Foster	20	University of Texas	1:59.15	2:01.93 T	q817
r:+0.65 25.43	58.05 (32.62)	1:32.49 (34.44)	2:01.93 (29.44)		
2 Kieran Smith	20	Unattached FLOR	2:00.13	2:03.01 T	q795
r:+0.68 26.31	57.09 (30.78)	1:32.82 (35.73)	2:03.01 (30.19)		
3 Jay Litherland	25	Dynamo Swim Club	2:00.64	2:03.04 T	q795
r:+0.73 26.12	57.14 (31.02)	1:33.27 (36.13)	2:03.04 (29.77)		
4 Carson Foster	19	University of Texas	1:57.59	2:03.82 T	q780
r:+0.65 26.08	57.66 (31.58)	1:32.88 (35.22)	2:03.82 (30.94)		
5 Will Licon	26	Longhorn Aquatics	1:59.13	2:04.09 T	q775
r:+0.70 27.05	59.67 (32.62)	1:34.47 (34.80)	2:04.09 (29.62)		
6 Andrew Seliskar	24	California Aquatics	1:58.01	2:04.38	q769
r:+0.63 26.56	57.65 (31.09)	1:33.92 (36.27)	2:04.38 (30.46)		
7 Tommy Cope	23	Club Wolverine	2:00.40	2:04.49	q767
r:+0.64 26.60	59.82 (33.22)	1:33.84 (34.02)	2:04.49 (30.65)		
8 Danny Kovac	20	Unattached - UMIZ	2:02.03	2:04.72	q763
r:+0.63 26.05	58.42 (32.37)	1:34.24 (35.82)	2:04.72 (30.48)		
9 Nic Fink	27	Athens Bulldog Swim Club	2:02.93	2:04.88	q760
r:+0.74 27.33	1:01.16 (33.83)	1:36.06 (34.90)	2:04.88 (28.82)		



## 2021 TYR Pro Swim Series - San Antonio - 1/14/2021 to 1/17/2021

## Results

## Preliminaries ... (Event 24 Men 200 LC Meter IM)

Name	Age	Team	Seed Time	Prelim Time	FINA
10 Gunnar Bentz	25	Dynamo Swim Club	2:00.28	2:05.07	q757
r:+0.69 26.72	58.86 (32.14)	1:35.20 (36.34)	2:05.07 (29.87)		
11 Sam Stewart	23	Unattached	1:57.76	2:05.44	q750
r:+0.66 26.74	58.35 (31.61)	1:34.75 (36.40)	2:05.44 (30.69)		
12 Charlie Swanson	22	Club Wolverine	2:03.33	2:05.64	q747
r:+0.65 26.58	59.64 (33.06)	1:35.31 (35.67)	2:05.64 (30.33)		
13 Alexander Gusev	19	Sarasota Sharks	2:07.16	2:07.05	q722
r:+0.69 27.16	1:00.35 (33.19)	1:37.36 (37.01)	2:07.05 (29.69)		
14 Braden Vines	21	University of Texas	2:01.68	2:08.62	q696
r:+0.61 26.85	1:00.43 (33.58)	1:35.39 (34.96)	2:08.62 (33.23)		
15 Yaseen El Demerdash	17	Kansas City Blazers	2:28.89	2:24.70	q489
r:+0.60 28.92	1:06.47 (37.55)	1:50.92 (44.45)	2:24.70 (33.78)		
16 David Gelfand	22	USA Resident Team	2:15.84	2:32.23	q419
r:+0.67 32.23	1:11.23 (39.00)	1:56.74 (45.51)	2:32.23 (35.49)		
--- Andrew Wilson	27	Athens Bulldog Swim Club	2:06.54	DNF	
--- Ryan Murphy	25	California Aquatics	2:01.23	NS	
--- Chase Kalisz	26	Athens Bulldog Swim Club	1:56.78	NS	
--- Shaine Casas	21	Texas A & M University	1:58.54	NS	
--- David Johnston	19	University of Texas	2:08.65	NS	

## Event 25 Women 200 LC Meter Backstroke

<b>World:</b>	2:03.35	W	7/26/2019	Regan Smith	USA
<b>American:</b>	2:03.35	A	7/26/2019	Regan Smith	USA
<b>U.S. Open:</b>	2:05.68	O	6/25/2013	Missy Franklin	Colorado STARS-C
<b>Jr World:</b>	2:03.35	J	7/26/2019	Regan Smith	USA
<b>Pro Swim:</b>	2:05.94	P	1/19/2020	Regan Smith	Riptide-MN
<b>Trial Cut:</b>	2:14.69	T			

Name	Age	Team	Prelim Time	Finals Time	FINA
<b>A - Final</b>					
1 Isabelle Stadden	18	Unattached	2:12.14	2:09.31 T	868
r:+0.63 30.62	1:03.76 (33.14)	1:36.35 (32.59)	2:09.31 (32.96)		
2 Phoebe Bacon	18	Nation's Capital Swim Club	2:11.83	2:10.51 T	844
r:+0.61 30.37	1:03.16 (32.79)	1:36.68 (33.52)	2:10.51 (33.83)		
3 Lisa Bratton	24	Aggie Swim Club	2:13.52	2:15.16	760
r:+0.62 31.47	1:05.96 (34.49)	1:40.29 (34.33)	2:15.16 (34.87)		
4 Katie Grimes	15	Sandpipers Of Nevada	2:14.67	2:16.73	734
r:+0.67 32.46	1:07.36 (34.90)	1:42.05 (34.69)	2:16.73 (34.68)		
5 Natalie Mannion	16	Sarasota Sharks	2:18.02	2:18.53	705
r:+0.83 32.03	1:07.06 (35.03)	1:42.73 (35.67)	2:18.53 (35.80)		
6 Ally McHugh	23	Wisconsin Aquatics	2:19.42	2:19.93	684
r:+0.75 33.74	1:09.21 (35.47)	1:45.09 (35.88)	2:19.93 (34.84)		



## 2021 TYR Pro Swim Series - San Antonio - 1/14/2021 to 1/17/2021

## Results

## Event 25 Women 200 LC Meter Backstroke

<b>World:</b>	2:03.35	W	7/26/2019	Regan Smith	USA
<b>American:</b>	2:03.35	A	7/26/2019	Regan Smith	USA
<b>U.S. Open:</b>	2:05.68	O	6/25/2013	Missy Franklin	Colorado STARS-C
<b>Jr World:</b>	2:03.35	J	7/26/2019	Regan Smith	USA
<b>Pro Swim:</b>	2:05.94	P	1/19/2020	Regan Smith	Riptide-MN
<b>Trial Cut:</b>	2:14.69	T			

Name	Age	Team	Seed Time	Prelim Time	FINA
<b>Preliminaries</b>					
1 Phoebe Bacon	18	Nation's Capital Swim Club	2:08.82	2:11.83 T	q819
r:+0.64 30.71	1:04.19 (33.48)	1:37.88 (33.69)	2:11.83 (33.95)		
2 Isabelle Stadden	18	Unattached	2:08.16	2:12.14 T	q813
r:+0.63 30.31	1:04.60 (34.29)	1:38.31 (33.71)	2:12.14 (33.83)		
3 Regan Smith	18	Riptide	2:03.35	2:12.99 T	q797
r:+0.58 30.39	1:04.20 (33.81)	1:38.27 (34.07)	2:12.99 (34.72)		
4 Lisa Bratton	24	Aggie Swim Club	2:07.91	2:13.52 T	q788
r:+0.65 31.56	1:05.53 (33.97)	1:39.50 (33.97)	2:13.52 (34.02)		
5 Katie Grimes	15	Sandpipers Of Nevada	2:15.53	2:14.67 T	q768
r:+0.62 31.75	1:05.76 (34.01)	1:40.21 (34.45)	2:14.67 (34.46)		
6 Emma Weyant	19	Sarasota Sharks	2:13.77	2:16.93	q731
r:+0.78 32.43	1:07.88 (35.45)	1:42.62 (34.74)	2:16.93 (34.31)		
7 Natalie Mannion	16	Sarasota Sharks	2:11.25	2:18.02	q713
r:+0.77 32.51	1:07.32 (34.81)	1:42.55 (35.23)	2:18.02 (35.47)		
8 Ally McHugh	23	Wisconsin Aquatics	2:19.00	2:19.42	q692
r:+0.78 33.90	1:09.24 (35.34)	1:44.99 (35.75)	2:19.42 (34.43)		
--- Beata Nelson	22	Wisconsin Aquatics	2:11.61	NS	
--- Kathleen Baker	23	Team Elite	2:06.46	NS	
--- Olivia Smoliga	26	Athens Bulldog Swim Club	2:10.64	NS	

## Event 26 Men 200 LC Meter Backstroke

<b>World:</b>	1:51.92	W	7/31/2009	Aaron Peirsol	USA
<b>American:</b>	1:51.92	A	7/31/2009	Aaron Peirsol	USA
<b>U.S. Open:</b>	1:53.08	O	7/11/2009	Aaron Peirsol	Longhorn
<b>Jr World:</b>	1:55.14	J	6/28/2017	Kliment Kolesnikov	RUS
<b>Pro Swim:</b>	1:55.04	P	2017	Xu Jiayu	
<b>Trial Cut:</b>	2:02.99	T			

Name	Age	Team	Prelim Time	Finals Time	FINA
<b>A - Final</b>					
1 Ryan Murphy	25	California Aquatics	2:03.05	1:56.82 T	879
r:+0.54 27.14	56.67 (29.53)	1:26.83 (30.16)	1:56.82 (29.99)		
2 Shaine Casas	21	Texas A & M University	2:04.09	1:58.04 T	852
r:+0.53 27.05	57.25 (30.20)	1:27.54 (30.29)	1:58.04 (30.50)		
3 Austin Katz	21	University of Texas	2:02.74	2:00.14 T	808
r:+0.64 27.66	58.24 (30.58)	1:29.36 (31.12)	2:00.14 (30.78)		
4 Jack Dahlgren	21	Unattached - UMIZ	2:04.92	2:02.63 T	760
r:+0.98 27.98	58.41 (30.43)	1:30.28 (31.87)	2:02.63 (32.35)		





## 2021 TYR Pro Swim Series - San Antonio - 1/14/2021 to 1/17/2021

## Results

## Event 26 Men 200 LC Meter Backstroke

<b>World:</b>	<b>1:51.92</b>	<b>W</b>	<b>7/31/2009</b>	<b>Aaron Peirsol</b>	<b>USA</b>
<b>American:</b>	<b>1:51.92</b>	<b>A</b>	<b>7/31/2009</b>	<b>Aaron Peirsol</b>	<b>USA</b>
<b>U.S. Open:</b>	<b>1:53.08</b>	<b>O</b>	<b>7/11/2009</b>	<b>Aaron Peirsol</b>	<b>Longhorn</b>
<b>Jr World:</b>	<b>1:55.14</b>	<b>J</b>	<b>6/28/2017</b>	<b>Kliment Kolesnikov</b>	<b>RUS</b>
<b>Pro Swim:</b>	<b>1:55.04</b>	<b>P</b>	<b>2017</b>	<b>Xu Jiayu</b>	
<b>Trial Cut:</b>	<b>2:02.99</b>	<b>T</b>			

Name	Age	Team	Seed Time	Prelim Time	FINA
<b>Preliminaries</b>					
1 William Grant	19	Veritas Swimming	1:59.52	2:01.24 T	q786
r:+0.60 27.96	58.37 (30.41)	1:29.46 (31.09)	2:01.24 (31.78)		
2 Austin Katz	21	University of Texas	1:55.57	2:02.74 T	q758
r:+0.61 28.59	1:00.52 (31.93)	1:32.58 (32.06)	2:02.74 (30.16)		
3 Ryan Murphy	25	California Aquatics	1:54.12	2:03.05	q752
r:+0.57 28.49	59.83 (31.34)	1:31.43 (31.60)	2:03.05 (31.62)		
4 Shaine Casas	21	Texas A & M University	1:55.79	2:04.09	q733
r:+0.57 28.31	1:00.23 (31.92)	1:32.91 (32.68)	2:04.09 (31.18)		
5 Jack Dahlgren	21	Unattached - UMIZ	2:05.88	2:04.92	q719
r:+0.63 29.54	1:01.63 (32.09)	1:33.37 (31.74)	2:04.92 (31.55)		
--- Ethan Harder	20	University of Texas	2:02.34	NS	
--- Carson Foster	19	University of Texas	1:58.26	NS	
--- Maxime Rooney	22	Pleasanton Seahawks	2:03.15	NS	
--- David Johnston	19	University of Texas	2:07.19	NS	

## Event 27 Women 100 LC Meter Freestyle

<b>World:</b>	<b>51.71</b>	<b>W</b>	<b>7/23/2017</b>	<b>Sarah Sjostrom</b>	<b>SWE</b>
<b>American:</b>	<b>52.04</b>	<b>A</b>	<b>7/26/2019</b>	<b>Simone Manuel</b>	<b>USA</b>
<b>U.S. Open:</b>	<b>52.54</b>	<b>O</b>	<b>7/25/2018</b>	<b>Simone Manuel</b>	<b>Stanford Swimmin</b>
<b>Jr World:</b>	<b>52.70</b>	<b>J</b>	<b>8/11/2016</b>	<b>Penny Oleksiak</b>	<b>CAN</b>
<b>Pro Swim:</b>	<b>53.12</b>	<b>P</b>	<b>2016</b>	<b>Sarah Sjostrom</b>	
<b>Trial Cut:</b>	<b>56.29</b>	<b>T</b>			

Name	Age	Team	Prelim Time	Finals Time	FINA
<b>A - Final</b>					
1 Olivia Smoliga	26	Athens Bulldog Swim Club	55.32	54.67 T	846
r:+0.68 26.18	54.67 (28.49)				
2 Abbey Weitzeil	24	California Aquatics	55.28	55.13 T	825
r:+0.63 25.91	55.13 (29.22)				
3 Margo Geer	28	Mission Viejo Nadadores	55.92	55.49 T	809
r:+0.68 26.24	55.49 (29.25)				
4 Natalie Hinds	27	Athens Bulldog Swim Club	55.52	55.61 T	804
r:+0.65 26.17	55.61 (29.44)				
5 Mallory Comerford	23	Cardinal Aquatics	56.08	56.02 T	786
r:+0.63 27.20	56.02 (28.82)				
6 Isabel Ivey	20	Unattached	55.70	56.20 T	778
r:+0.72 26.87	56.20 (29.33)				
7 Casey Fanz	22	Cardinal Aquatics	56.32	56.27 T	776
r:+0.67 26.75	56.27 (29.52)				



## 2021 TYR Pro Swim Series - San Antonio - 1/14/2021 to 1/17/2021

## Results

## A - Final ... (Event 27 Women 100 LC Meter Freestyle)

Name	Age	Team	Prelim Time	Finals Time	FINA
8 Melanie Margalis	29	Saint Petersburg Aquatics	57.21	57.19	739
r:+0.68 28.06	57.19 (29.13)				

## B - Final

9 Katie Crom	17	Mission Viejo Nadadores	57.34	56.85	752
r:+0.64 27.28	56.85 (29.57)				
*10 Riley Francis	17	Lakeside Aquatic Club	57.90	57.18	739
r:+0.74 27.41	57.18 (29.77)				
*10 Olivia Bray	19	Unattached TEX	57.37	57.18	739
r:+0.69 27.72	57.18 (29.46)				
12 Grace Cooper	18	University of Texas	57.80	57.63	722
r:+0.67 27.49	57.63 (30.14)				
13 Marina Spadoni	27	Unattached	57.74	57.71	719
r:+0.63 27.11	57.71 (30.60)				
14 Leah Gingrich	30	Columbus Aquatic club	57.98	57.77	717
r:+0.71 28.72	57.77 (29.05)				
15 Emma Weyant	19	Sarasota Sharks	58.30	58.08	705
r:+0.76 28.45	58.08 (29.63)				
16 Justina Kozan	17	Mission Viejo Nadadores	58.10	58.30	697
r:+0.71 28.24	58.30 (30.06)				

## Event 27 Women 100 LC Meter Freestyle

World:	51.71	W	7/23/2017	Sarah Sjostrom	SWE
American:	52.04	A	7/26/2019	Simone Manuel	USA
U.S. Open:	52.54	O	7/25/2018	Simone Manuel	Stanford Swimmin
Jr World:	52.70	J	8/11/2016	Penny Oleksiak	CAN
Pro Swim:	53.12	P	2016	Sarah Sjostrom	
Trial Cut:	56.29	T			

Name	Age	Team	Seed Time	Prelim Time	FINA
<b>Preliminaries</b>					
1 Abbey Weitzeil	24	California Aquatics	53.18	55.28 T	q818
r:+0.64 26.37	55.28 (28.91)				
2 Olivia Smoliga	26	Athens Bulldog Swim Club	54.15	55.32 T	q816
r:+0.69 26.72	55.32 (28.60)				
3 Natalie Hinds	27	Athens Bulldog Swim Club	54.34	55.52 T	q807
r:+0.65 26.66	55.52 (28.86)				
4 Isabel Ivey	20	Unattached	54.95	55.70 T	q800
r:+0.73 26.69	55.70 (29.01)				
5 Margo Geer	28	Mission Viejo Nadadores	54.09	55.92 T	q790
r:+0.65 26.82	55.92 (29.10)				
6 Mallory Comerford	23	Cardinal Aquatics	52.98	56.08 T	q783
r:+0.65 27.13	56.08 (28.95)				
7 Casey Fanz	22	Cardinal Aquatics	55.38	56.32	q773
r:+0.64 27.08	56.32 (29.24)				
8 Melanie Margalis	29	Saint Petersburg Aquatics	55.18	57.21	q738
r:+0.63 28.00	57.21 (29.21)				
9 Katie Crom	17	Mission Viejo Nadadores	56.60	57.34	q733
r:+0.63 27.09	57.34 (30.25)				



## 2021 TYR Pro Swim Series - San Antonio - 1/14/2021 to 1/17/2021

## Results

## Preliminaries ... (Event 27 Women 100 LC Meter Freestyle)

Name	Age	Team	Seed Time	Prelim Time	FINA
10 Olivia Bray	19	Unattached TEX	56.64	57.37	q732
r:+0.69 27.77	57.37 (29.60)				
11 Marina Spadoni	27	Unattached	55.86	57.74	q718
r:+0.63 27.40	57.74 (30.34)				
12 Grace Cooper	18	University of Texas	55.52	57.80	q716
r:+0.67 26.98	57.80 (30.82)				
13 Riley Francis	17	Lakeside Aquatic Club	56.09	57.90	q712
r:+0.71 27.68	57.90 (30.22)				
14 Leah Gingrich	30	Columbus Aquatic club	56.14	57.98	q709
r:+0.68 27.88	57.98 (30.10)				
15 Justina Kozan	17	Mission Viejo Nadadores	55.87	58.10	q705
r:+0.70 28.20	58.10 (29.90)				
16 Emma Weyant	19	Sarasota Sharks	57.74	58.30	q697
r:+0.77 28.40	58.30 (29.90)				
17 Lisa Bratton	24	Aggie Swim Club	58.00	58.62	686
r:+0.69 28.35	58.62 (30.27)				
18 Emma Sticklen	18	University of Texas	57.61	58.69	683
r:+0.67 28.27	58.69 (30.42)				
19 Sarah Bofinger	34	Unattached	1:11.82	1:10.73	390
r:+0.70 33.61	1:10.73 (37.12)				
--- Rachel Bernhardt	25	Gamecock Aquatics	59.37	NS	
--- Kelly Pash	19	Unattached TEX	56.08	NS	

## Event 28 Men 100 LC Meter Freestyle

<b>World:</b>	<b>46.91</b>	<b>W</b>	<b>7/30/2009</b>	<b>Cesar Cielo Filho</b>	<b>BRA</b>
<b>American:</b>	<b>46.96</b>	<b>A</b>	<b>7/25/2019</b>	<b>Caeleb Dressel</b>	<b>USA</b>
<b>U.S. Open:</b>	<b>47.39</b>	<b>O</b>	<b>7/31/2019</b>	<b>Ryan Held</b>	<b>New York Athleti</b>
<b>Jr World:</b>	<b>47.57</b>	<b>J</b>	<b>10/30/2020</b>	<b>Andrei Minakov</b>	<b>RUS</b>
<b>Pro Swim:</b>	<b>48.00</b>	<b>P</b>	<b>2016</b>	<b>Nathan Adrian</b>	
<b>Trial Cut:</b>	<b>50.49</b>	<b>T</b>			

Name	Age	Team	Prelim Time	Finals Time	FINA
<b>A - Final</b>					
1 Ryan Held	25	New York Aquatic Club	49.70	49.86 T	832
r:+0.63 23.67	49.86 (26.19)				
2 Zach Apple	23	Mission Viejo Nadadores	50.20	49.91 T	830
r:+0.62 24.03	49.91 (25.88)				
3 Tate Jackson	23	Longhorn Aquatics	50.60	50.40 T	806
r:+0.68 24.14	50.40 (26.26)				
4 Andrew Seliskar	24	California Aquatics	50.78	50.45 T	803
r:+0.62 24.44	50.45 (26.01)				
5 Drew Kibler	20	University of Texas	51.19	50.46 T	803
r:+0.60 24.58	50.46 (25.88)				
6 Brett Pinfold	25	Swim Houston Aquatics Center	50.73	50.59	797
r:+0.70 24.63	50.59 (25.96)				
7 Dean Farris	23	Veritas Swimming	50.53	50.61	796
r:+0.65 23.84	50.61 (26.77)				



## 2021 TYR Pro Swim Series - San Antonio - 1/14/2021 to 1/17/2021

## Results

## A - Final ... (Event 28 Men 100 LC Meter Freestyle)

Name	Age	Team	Prelim Time	Finals Time	FINA
8 Daniel Krueger	21	University of Texas	50.93	50.64	794
r:+0.73 24.29	50.64 (26.35)				

## B - Final

9 Townley Haas	24	NOVA of Virginia Aquatics, Inc	51.94	50.56	798
r:+0.70 24.33	50.56 (26.23)				
10 Jake Sannem	22	University of Texas	52.45	51.37	761
r:+0.72 24.87	51.37 (26.50)				
11 Zach Harting	23	Cardinal Aquatics/HSA	51.41	51.47	757
r:+0.62 24.96	51.47 (26.51)				
12 Tommy Cope	23	Club Wolverine	52.28	51.76	744
r:+0.63 25.16	51.76 (26.60)				
13 Danny Kovac	20	Unattached - UMIZ	52.11	51.93	737
r:+0.60 24.77	51.93 (27.16)				
14 Mitch D'Arrigo	25	Gator Swim Club	52.68	52.20	725
r:+0.68 25.76	52.20 (26.44)				
15 Mark Theall	22	Texas A & M University	52.02	52.45	715
r:+0.64 25.11	52.45 (27.34)				
16 Miles Smachlo	22	Club Wolverine	52.18	58.37	519
r:+0.63 24.71	58.37 (33.66)				

## Event 28 Men 100 LC Meter Freestyle

<b>World:</b>	<b>46.91</b>	<b>W</b>	<b>7/30/2009</b>	<b>Cesar Cielo Filho</b>	<b>BRA</b>
<b>American:</b>	<b>46.96</b>	<b>A</b>	<b>7/25/2019</b>	<b>Caeleb Dressel</b>	<b>USA</b>
<b>U.S. Open:</b>	<b>47.39</b>	<b>O</b>	<b>7/31/2019</b>	<b>Ryan Held</b>	<b>New York Athleti</b>
<b>Jr World:</b>	<b>47.57</b>	<b>J</b>	<b>10/30/2020</b>	<b>Andrei Minakov</b>	<b>RUS</b>
<b>Pro Swim:</b>	<b>48.00</b>	<b>P</b>	<b>2016</b>	<b>Nathan Adrian</b>	
<b>Trial Cut:</b>	<b>50.49</b>	<b>T</b>			

Name	Age	Team	Seed Time	Prelim Time	FINA
<b>Preliminaries</b>					
1 Ryan Held	25	New York Aquatic Club	47.39	49.70 T	q840
r:+0.62 23.56	49.70 (26.14)				
2 Zach Apple	23	Mission Viejo Nadadores	47.69	50.20 T	q815
r:+0.63 24.08	50.20 (26.12)				
3 Dean Farris	23	Veritas Swimming	48.07	50.53	q800
r:+0.67 24.03	50.53 (26.50)				
4 Tate Jackson	23	Longhorn Aquatics	47.88	50.60	q796
r:+0.66 24.20	50.60 (26.40)				
5 Brett Pinfold	25	Swim Houston Aquatics Center	49.69	50.73	q790
r:+0.72 24.44	50.73 (26.29)				
6 Andrew Seliskar	24	California Aquatics	48.80	50.78	q788
r:+0.64 24.30	50.78 (26.48)				
7 Daniel Krueger	21	University of Texas	48.55	50.93	q781
r:+0.75 24.22	50.93 (26.71)				
8 Drew Kibler	20	University of Texas	49.28	51.19	q769
r:+0.62 24.89	51.19 (26.30)				
9 Nathan Lile	26	Gamecock Aquatics	50.23	51.31	q764
r:+0.65 24.20	51.31 (27.11)				



## 2021 TYR Pro Swim Series - San Antonio - 1/14/2021 to 1/17/2021

## Results

## Preliminaries ... (Event 28 Men 100 LC Meter Freestyle)

	Name	Age	Team	Seed Time	Prelim Time	FINA
10	Zach Harting	23	Cardinal Aquatics/HSA	50.81	51.41	q759
	r:+0.63 24.85		51.41 (26.56)			
11	Townley Haas	24	NOVA of Virginia Aquatics, Inc	48.60	51.94	q736
	r:+0.71 24.56		51.94 (27.38)			
12	Mark Theall	22	Texas A & M University	49.39	52.02	q733
	r:+0.66 24.77		52.02 (27.25)			
13	Danny Kovac	20	Unattached - UMIZ	50.16	52.11	q729
	r:+0.61 24.85		52.11 (27.26)			
14	Miles Smachlo	22	Club Wolverine	51.02	52.18	q726
	r:+0.68 25.18		52.18 (27.00)			
15	Tommy Cope	23	Club Wolverine	52.75	52.28	q722
	r:+0.65 25.56		52.28 (26.72)			
16	Steven Richardson	25	Aggie Swim Club	50.43	52.29	q722
	r:+0.67 24.74		52.29 (27.55)			
17	Jake Sannem	22	University of Texas	49.68	52.45	715
	r:+0.77 24.94		52.45 (27.51)			
18	Mitch D'Arrigo	25	Gator Swim Club	51.32	52.68	706
	r:+0.65 25.36		52.68 (27.32)			
19	Tom Shields	29	California Aquatics	50.24	53.18	686
	r:+0.74 25.17		53.18 (28.01)			
20	Adin Williams	20	Unattached	1:12.89	1:10.59	293
	r:+0.73 31.05		1:10.59 (39.54)			
---	Sam Stewart	23	Unattached	50.67	NS	
---	Maxime Rooney	22	Pleasanton Seahawks	47.61	NS	
---	Ian Finnerty	24	Mission Viejo Nadadores	54.58	NS	

