

# LUMI HYBRID MEETING

## Guide for participants


The following pages will explain the basic features of the Lumi online platform with Zoom integration.

You will be able to vote, participate in the meeting and view documents and presentations.



# VIRTUAL ATTENDEES:

## REQUIREMENTS TO ACCESS THE VIRTUAL MEETING PLATFORM



Good internet connection -  
Preferably hardwired



A computer with  
the latest version  
of Chrome, Edge  
or Firefox.



Microphone &  
speakers (if not built  
into your laptop  
already)



Dear Member,

Lumi will be supporting us to provide a secure voting platform for the members that are entitled to vote at the Annual General Assembly. You will be able to watch a live webcast of the meeting which will provide the ability to listen to the meeting & view any presentations.

*There will be a rehearsal for call for the AGA on Thursday 3rd September at 2.00pm BST. This will give voting members an opportunity to log-in and test the system and advise of any issues. Others can also log-in for the rehearsal if they wish.*

Your authentication  
details received from  
USA Swimming  
(8-digit code and  
password)



Mobile devices and other  
browsers are  
not supported for virtual  
attendees.

## IN PERSON ATTENDEES:


# REQUIREMENTS TO ACCESS THE VIRTUAL MEETING PLATFORM



Internet will be provided in the meeting room

In person attendee will be required to provide their own voting devices for voting in the meeting room.

Clickers will not be provided.



Any device that can access the internet:  
Mobile Phone,  
Tablet, iPads or  
Laptop.



Any internet web browser other than Internet Explorer will work.

# ALL ATTENDEES: CONNECTING TO THE VIRTUAL MEETING PLATFORM

## #1. CONNECT:

Click on the link you have received  
in your USA Swimming Email  
<https://web.lumimeet.com/201712575>

Or scan the QR code in the room or  
below



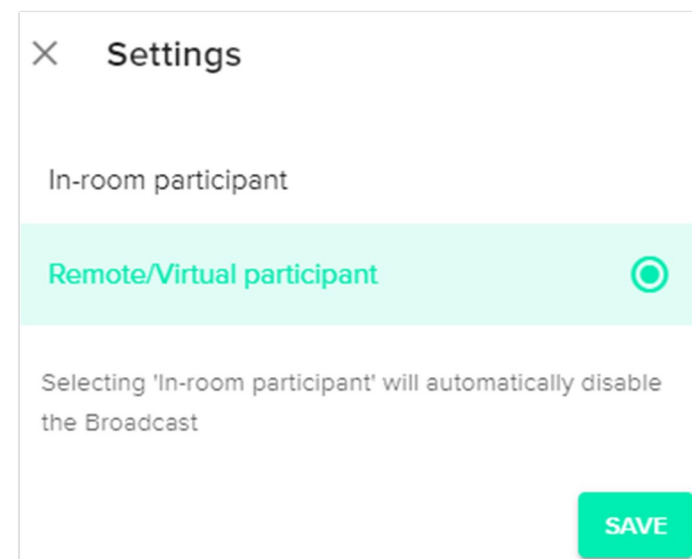
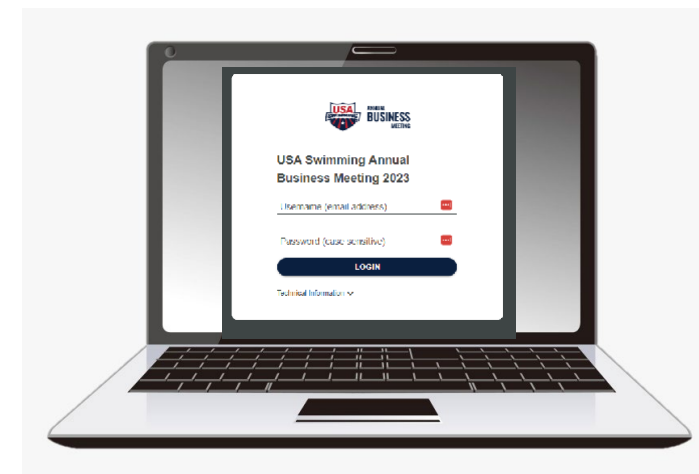

## #2. LOG IN:

Log In by entering your  
credentials.

Username:  
Unique 8-digit code provided by  
USA Swimming

Password:  
USASABM2024  
(case sensitive)

Select whether you are an in-  
room or a remote/virtual  
participant.



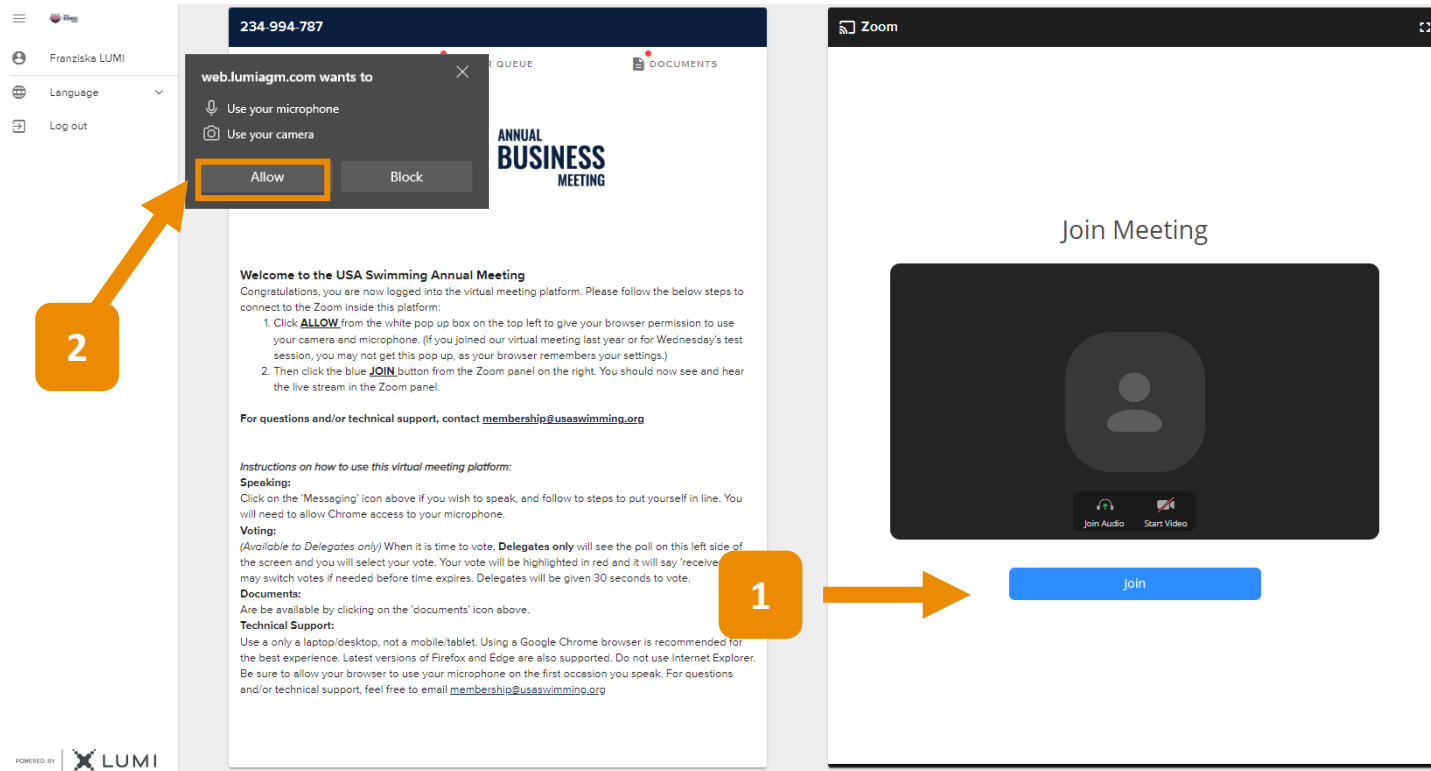
# VIRTUAL ATTENDEES:

## CONNECTING TO THE ZOOM MEETING INSIDE THE PLATFORM

After logging into the Lumi Virtual Meeting platform, you must click on the blue JOIN button to join the Zoom meeting inside the platform. [1]

Once logged in to Zoom, your browser will request permission to access your microphone and camera.  
Please **allow** it to be able to engage during the meeting. [2]

After you've clicked Allow, you will then be able to click your audio choice. Click **JOIN** to use your computer speakers and microphone or click **CALL** to dial in by telephone.



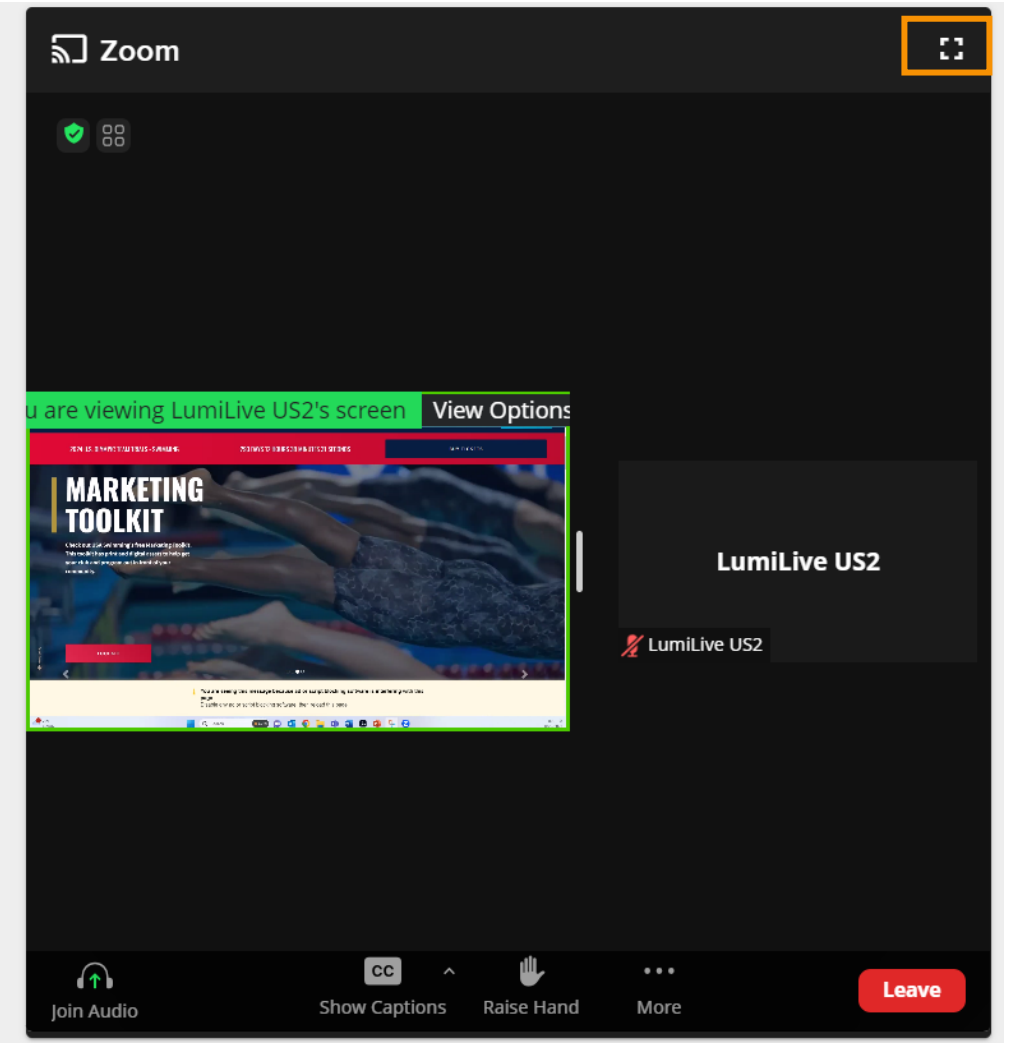

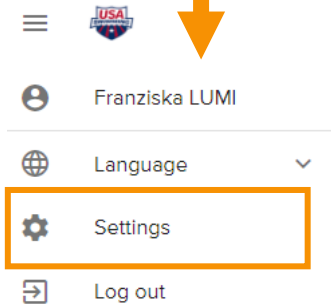
# PLATFORM FEATURES

**Settings**  
(switch from in-room to virtual and vice versa)

**Queue to speak**

**View Documents**

**Change the Zoom to fullscreen**



# VIRTUAL ATTENDEES: TO SPEAK

Use the Lumi platform **speaking queue** feature to let the moderator know why you want to speak.



The possible actions are listed on the info page.

A message will confirm we have received your request.

When it's your turn to speak, the host will ask to unmute your microphone.

Click "**Unmute**" to activate your microphone.

Identify yourself before speaking. If your microphone isn't working, make sure to select the right device using the arrow next to the mute icon.

You can mute yourself when you are finished speaking. The host will disable your mic when your comments are over.

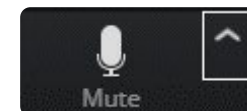
- PULL (and the item number) = Pull an item
- PRO = speak for a motion
- CON = speak against a motion
- AMEND = make an amendment
- CALL = move the previous question
- OBJECT = raise an objection
- POINT = point of order
- QUESTION = request information
- SECOND = second a motion
- REMOVE = be removed from speaking
- Motion to postpone to a definite time or indefinitely
- Motion to Commit (back to the Board or the individual task force)
- Motion to table (pause discussion until later point in meeting)
- Motion to split question (consider question by sentence, paragraph, etc.)
- Motion to reconsider

## Unmute

The host would like you to unmute

Unmute

Stay Muted



# IN PERSON ATTENDEES: TO SPEAK

Use the Lumi platform **speaking queue** feature to let the moderator know why you want to speak.



The possible actions are listed on the info page.

A message will confirm we have received your request.

Make your way to one of the microphones to be ready when the chair calls on you and it is your turn to speak.



# ALL ATTENDEES: VOTING in General Session

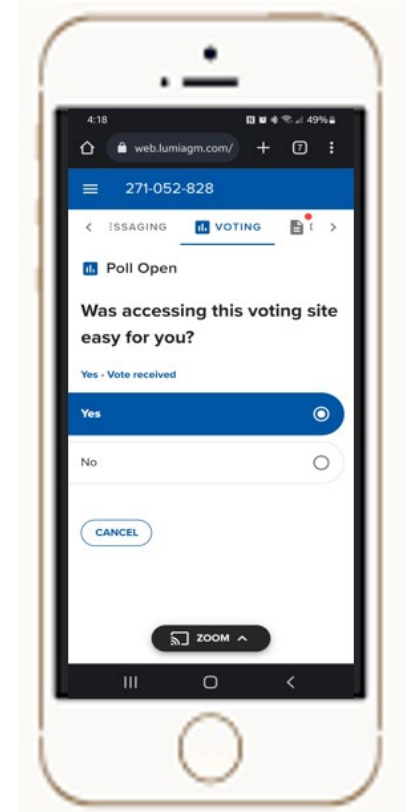
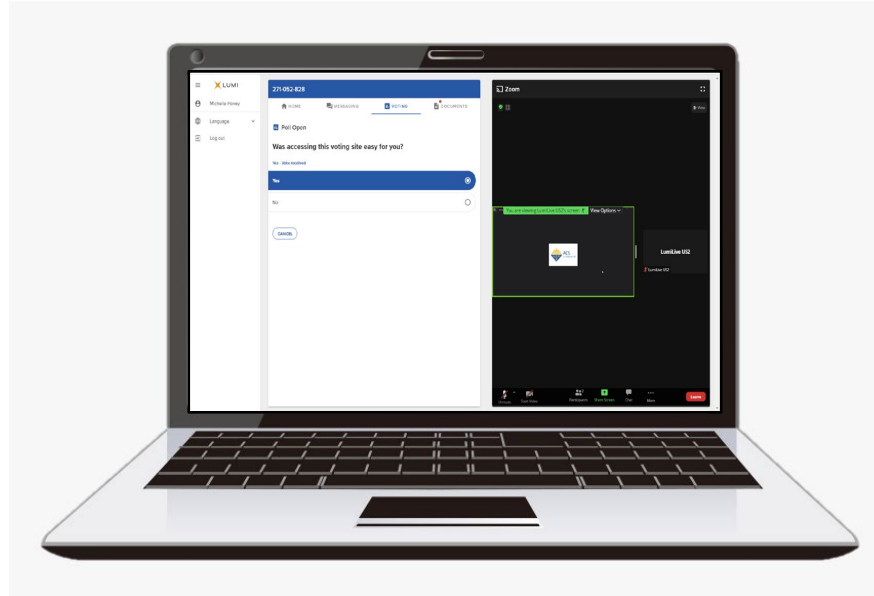
When a vote is called, a poll will pop-up on the Lumi platform.

The vote and voting choices will be displayed.

After you make your selection, a confirmation message will appear.

The Chair will close the vote and it will disappear from your screen.

The results will then be displayed.



You can **change your selection** as long as the vote is open.

If you wish to cancel your vote, please press **“Cancel”**.

There is no **“submit”** button for a simple yes/no vote