



2020 Membership Demographics Report



Table of Contents

- What is USA Swimming?..... 2
- Local Swimming Committees Map 3
- Membership History 4
- Categories of Athlete, Club and Non-athlete Memberships..... 5
- Premium and Outreach Athlete Membership..... 7
 - Premium and Outreach Athlete Membership by LSC..... 8
 - News/Renews by Age Groups 10
 - Retention Rate 11
 - Outreach Athlete Membership 12
 - Athlete Members with a Disability..... 14
 - Ethnicity 16
- Flex Athlete Membership 18
 - Flex Athlete Membership by LSC..... 18
 - News/Renews by Age Groups 20
 - Athlete Members with a Disability..... 22
 - Ethnicity 24
- Seasonal Athlete Membership 27
 - Season 1 Athlete Membership by LSC 28
 - Season 2 Athlete Membership by LSC 29
 - Individual Season Athlete Membership by LSC..... 29
 - Season 1 News/Renews by Age Groups..... 30
 - Season 2 News/Renews by Age Groups..... 31
 - Individual Season Athlete News/Renews by Age Groups 32
 - Combined Seasonal Athlete News/Renews by Age Groups 33
(includes Season 1, Season 2 and Individual Season)
 - Athlete Members with a Disability..... 34
 - Ethnicity 36
- Single-Meet Open Water Athlete Membership 38
 - Single-Meet Open Water Athlete Membership by LSC 38
 - News/Renews by Age Groups 39
 - Athlete Members with a Disability..... 39
 - Ethnicity..... 40
- Year-Round Club Membership..... 41
 - Year-Round Club Membership by LSC..... 41
 - Count of Clubs by Number of Year-Round Athletes..... 42
- Seasonal Club Membership 43
 - Season 1 Club Membership by LSC 43
 - Season 2 Club Membership by LSC 43
- Non-athlete Membership 44
 - Non-athlete Membership by LSC 45
 - Coaches and Officials..... 47
 - Other..... 49
 - Ethnicity 50
- Allied Membership..... 52
- Affiliate Membership 52



This report has been prepared by Member Services staff based on registration data for the 2020 membership year (September 1, 2019 through December 31, 2020). Questions about this report should be addressed to Member Services staff at USA Swimming Headquarters: 719-866-4578, membership@usaswimming.org.

April 2021



2020 IN REVIEW FAST FACTS

363,098 INDIVIDUAL MEMBERS | **3,032** CLUB MEMBERS

12 AVERAGE AGE OF AN ATHLETE MEMBER | **\$21,210,438** TOTAL MEMBERSHIP REVENUE

ATHLETES:
54.2% Female vs. **45.8%** Male

COACHES:
50.7% Female vs. **49.3%** Male

OFFICIALS:
45.3% Female vs. **54.7%** Male

What is USA Swimming?

VISION STATEMENT

To inspire and enable our members to achieve excellence in the sport of swimming and in life.

MISSION STATEMENT

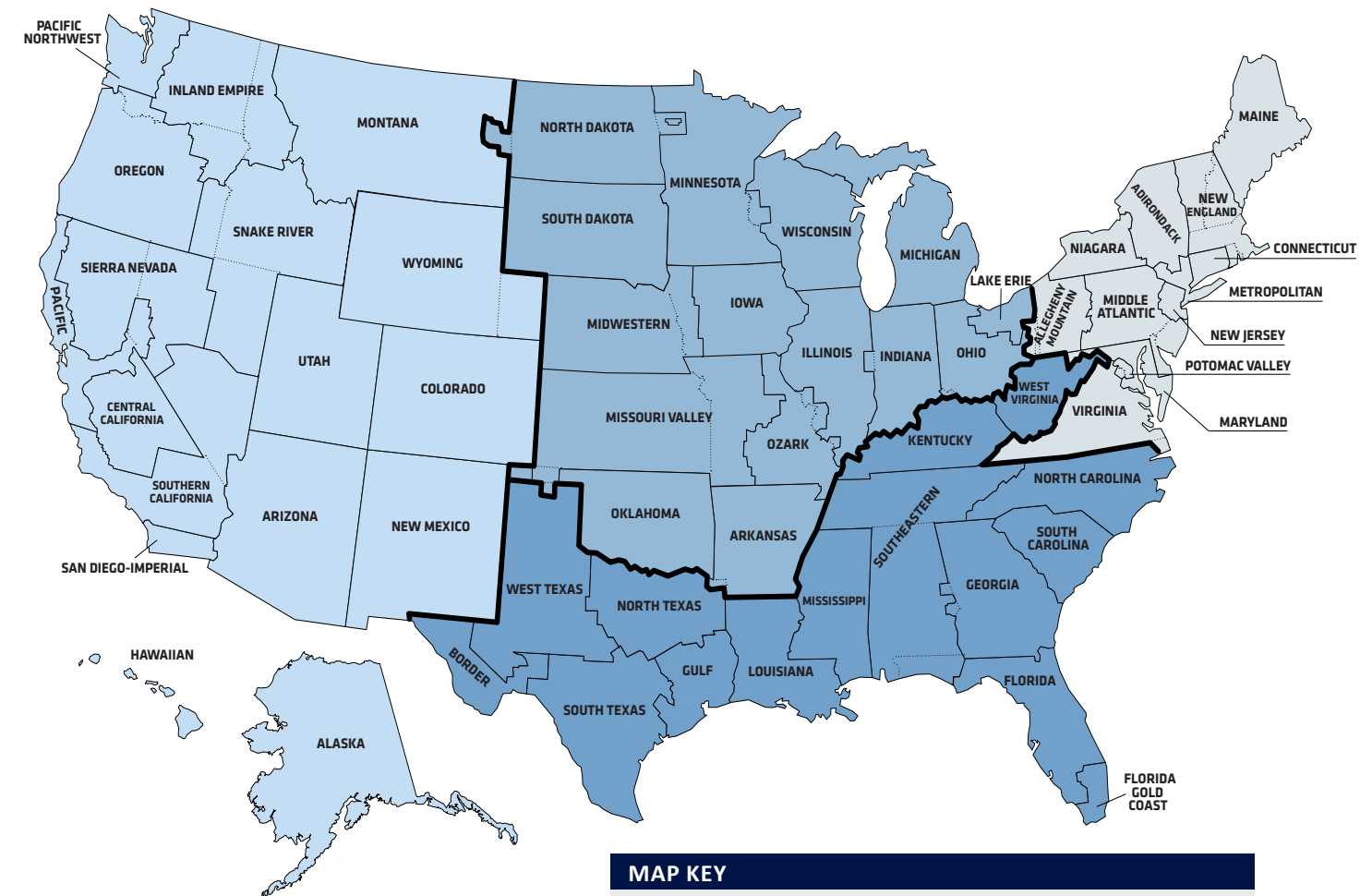
USA Swimming is the National Governing Body for the sport of swimming. We administer competitive swimming in accordance with the Olympic & Amateur Sports Act. We provide programs and services for our members, supporters, affiliates and the interested public. We value these members of the swimming community and the staff and volunteers who serve them. We are committed to excellence and the improvement of our sport. We are committed to providing a safe and positive environment for all members.

OUR END GOALS

USA Swimming exists for the growth and success of swimming in the United States. Members, volunteers and staff throughout the organization optimize available resources to ensure:

- Competitive Success at the Olympic Games and Other International Competitions
- Sustained Success for Athletes, Coaches and Clubs
- Public Engagement and Growth in Swimming Through Participation and Interest
- Recognition of USA Swimming as Best in Class NGB

LOCAL SWIMMING COMMITTEES AND ZONES



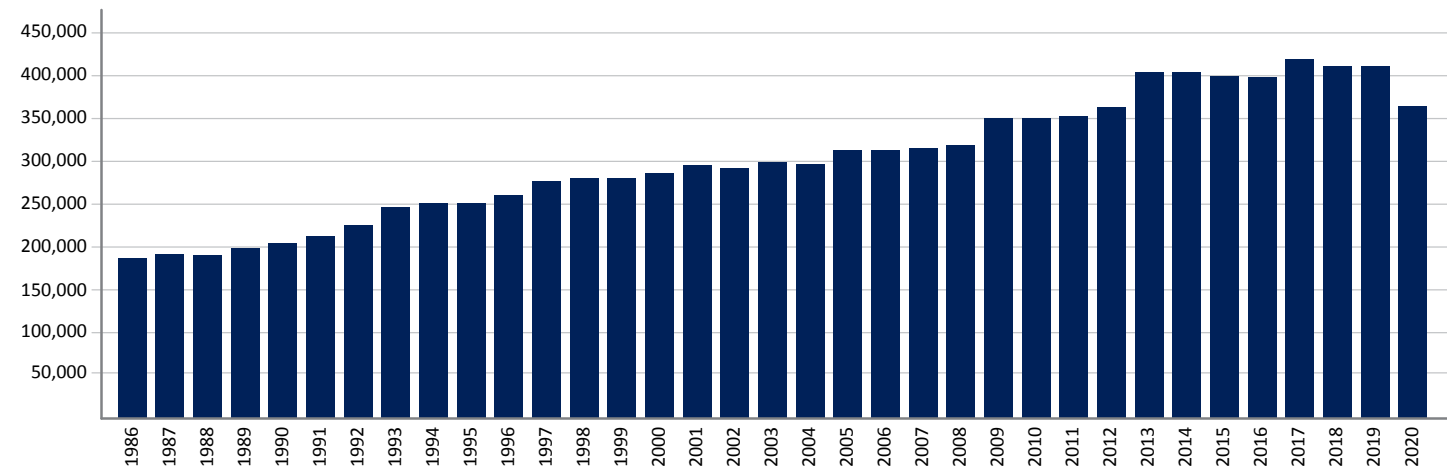
MAP KEY				
ZONES		BOUNDARY LINES		
	EASTERN		CENTRAL	
	SOUTHERN		WESTERN	
	ZONE			LSC
	STATE			

MEMBERSHIP HISTORY 1986 - 2020

YEAR	PREMIUM/OUTREACH ATHLETE	INC/DEC	FLEX ATHLETE	INC/DEC	SEASONAL ATHLETE	INC/DEC	SINGLE-MEET OPEN WATER ATHLETE	INC/DEC	YEAR-ROUND CLUB/ORG	INC/DEC	SEASONAL CLUB	INC/DEC	NON-ATHLETE	INC/DEC	TOTAL INDIVIDUAL MEMBERS	INC/DEC
2020	294,047	-10.2%	26,140	3.8%	6,042	-67.7%	32	78.8%	2,970	-2.1%	62	-44.1%	36,832	-8.5%	363,093	-11.8%
2019	327,337	-5.6%	25,183		18,728	-24.4%	151	-21.8%	3,033	0%	111	-5.9%	40,273	1.6%	411,672	0.1%
2018	346,735	-2.2%			24,759	-1.7%	193	-59.0%	3,034	0.1%	118	-7.8%	39,637	1.2%	411,324	-1.9%
2017*	354,627	5.5%			25,175	5.5%	471	44.5%	3,030	0.6%	128	-0.8%	39,154	2.0%	419,427	5.2%
2016	336,026	-0.3%			23,858	-5.8%	326	-8.4%	3,011	1.2%	129	-9.8%	38,375	2.6%	398,585	-0.4%
2015	337,084	-0.8%			25,326	-8.5%	356	12.7%	2,975	0.2%	143	13.5%	37,399	2.4%	400,165	-1.1%
2014	339,903	-0.2%			27,683	-6.3%	316	-6.2%	2,970	1.9%	126	0%	36,521	5.9%	404,423	-0.1%
2013*	340,568	13.2%			29,555	-1.7%	337	127.7%	2,915	1.1%	126	0.8%	34,480	7.7%	404,940	11.5%
2012	300,884	3.3%			30,074	-0.2%	148	-12.9%	2,884	2.8%	125	4.2%	32,013	2.8%	363,119	3.0%
2011	291,182	1.5%			30,133	-8.8%	170	-60.5%	2,805	2.0%	120	5.3%	31,154	2.0%	352,639	0.5%
2010	286,900	0.3%			33,027	-5.3%	430	68.0%	2,750	2.6%	114	4.6%	30,554	3.4%	350,911	0.0%
2009*	286,147	11.3%			34,866	3.5%	256	41.4%	2,681	-0.7%	109	-10.7%	29,557	3.9%	350,826	9.8%
2008	257,180	2.2%			33,672	-4.8%	181	-8.1%	2,701	0.3%	122	1.6%	28,447	-0.9%	319,480	1.2%
2007	251,547	0.9%			35,388	0.4%	197	109.6%	2,692	-0.7%	120	26.3%	28,695	1.0%	315,827	0.9%
2006	249,326	0.1%			35,253	-2.7%	94	32.4%	2,712	-0.4%	95	-11.2%	28,416	2.0%	313,089	-0.1%
2005*	249,182	7.3%			36,249	-2.0%	71		2,724	-0.4%	107	-6.1%	27,847	2.0%	313,349	5.6%
2004	232,361	-1.1%			36,970	-0.6%	0		2,736	-3.5%	114	7.5%	27,314	-1.2%	296,645	-1.1%
2003	235,013	3.0%			37,176	-2.1%	0		2,834	4.0%	106	-9.4%	27,652	5.1%	299,841	2.5%
2002	228,216	-1.7%			37,978	0.7%	0		2,724	-2.1%	117	2.6%	26,322	0.7%	292,516	-1.2%
2001*	232,253	4.9%			37,715	-3.8%	0		2,783	1.0%	114	-3.4%	26,151	1.6%	296,119	3.4%
2000	221,352	1.9%			39,223	5.3%	0		2,755	0.1%	118	-5.6%	25,732	-0.5%	286,307	2.1%
1999	217,325	1.5%			37,237	-8.1%	0		2,753	0.4%	125	-3.1%	25,852	-2.2%	280,414	-0.3%
1998	214,206	1.2%			40,518	2.5%	0		2,765	2.7%	129	12.2%	26,426	1.7%	281,150	1.4%
1997*	211,728	8.1%			39,525	-1.9%	0		2,692	2.8%	115	-18.4%	25,973	4.8%	277,226	6.2%
1996	195,853	2.1%			40,300	16.1%	0		2,618	0.2%	141	11.0%	24,788	0.2%	260,941	3.8%
1995	191,855	0.7%			34,703	-4.3%	0		2,612	2.2%	127	42.6%	24,740	2.6%	251,298	0.1%
1994	190,559	1.0%			36,251	5.8%	0		2,556	-0.6%	89		24,124	-0.2%	250,934	1.6%
1993*	188,647	10.1%			34,262	2.9%	0		2,571	4.8%	0		24,167	11.2%	247,076	9.1%
1992	171,346	3.5%			33,309	28.8%	0		2,453	0.7%	0		21,726	3.3%	226,381	6.5%
1991	165,622	2.3%			25,867	9.7%	0		2,435	2.4%	0		21,040	5.8%	212,529	3.5%
1990	161,885	2.0%			23,579	13.5%	0		2,379	-2.0%	0		19,885	-0.7%	205,349	2.9%
1989*	158,681	3.8%			20,768	14.9%	0		2,428	0.2%	0		20,020	2.7%	199,469	4.7%
1988	152,937	-3.8%			18,077	30.0%	0		2,422	-2.6%	0		19,468	2.6%	190,482	-0.7%
1987	159,039	-6.3%			13,905		0		2,487	-4.0%	0		18,972	11.0%	191,916	2.8%
1986	169,676				0		0		2,590		0		17,085		186,761	

* Year-round athlete membership has increased 4-12% in the post-Olympic years.

TOTAL INDIVIDUAL MEMBERS 1986 - 2020



Athlete, Club and Non-athlete Memberships

ATHLETE MEMBERSHIP

PREMIUM* ATHLETE – Premium athlete membership is for a calendar year period (January – December). New athlete memberships processed on or after September 1 are valid through December 31 of the following year. USA Swimming’s fee for registration year 2020 – \$62.00. *Formerly known as Year-Round

FLEX ATHLETE – Flex athlete membership is for a calendar year period (January – December). New memberships processed on or after September 1 are valid through December 31 of the following year. USA Swimming’s fee for registration year 2020 – \$10.00. Flex athletes are limited to two (2) sanctioned meets (below Zone, Sectional and National levels) per registration year.

OUTREACH ATHLETE – Outreach athlete membership is a year-round athlete membership with reduced fee and is offered to under-represented and/or economically disadvantaged youth. Membership is for a calendar year period (January – December). New memberships processed on or after September 1 are valid through December 31 of the following year. USA Swimming’s fee for registration year 2020 – \$5.00.

SEASONAL ATHLETE – At the option of the Local Swimming Committee (LSC), seasonal athlete membership may be offered

for one or two periods of not more than 150 days per period. The beginning and ending dates of each seasonal period is determined by the LSC.

In addition, and at the option of the LSC, individual season athlete membership may be offered for an unspecified but continuous period of not more than 150 days commencing on the date of registration. (Note: Athletes are only eligible for one seasonal membership per registration year.)

Seasonal athletes may compete in USA Swimming competitions below the Zone Championship level. USA Swimming’s fee for registration year 2020 – \$30.00.

SINGLE-MEET OPEN WATER ATHLETE – At the option of the LSC, membership may be offered for a period of three (3) days of the specific date(s) of an open water competition(s). The athlete must compete unattached. Single-meet open water athletes may compete in USA Swimming competitions below the Zone Championship level. USA Swimming’s fee for registration year 2020 – \$10.00.

CLUB MEMBERSHIP

YEAR-ROUND CLUB – Year-round club membership is for a calendar year period (January – December). New club memberships processed on or after September 1 are valid through December 31 of the following year. USA Swimming’s fee for registration year 2020 – \$70.00.

SEASONAL CLUB – At the option of the LSC, seasonal club membership may be offered for one or two periods of not more than 150 days per period. The beginning and ending dates of each seasonal period is determined by the LSC. Seasonal clubs may compete in USA Swimming competitions below the Zone Championship level. USA Swimming’s fee for registration year 2020 – \$40.00.

NON-ATHLETE MEMBERSHIP

Non-athlete membership is for a calendar year period (January – December). New non-athlete memberships processed on or after September 1 are valid through December 31 of the following year.

Non-athlete members are coaches, officials, board members, parents and other individuals who do not swim. USA Swimming’s fees for registration year 2020 – Individual: \$62.00; Life: \$1,000.00.



Premium and Outreach Athlete Membership

All Premium and Outreach athletes join USA Swimming through their Local Swimming Committee (LSC), one of 59 local organizations responsible for administering USA Swimming activities in a defined geographical area. Within each LSC, a designated Registration/Membership Chair is responsible for providing athlete registration information and applications to all interested individuals.

Premium and Outreach athlete membership is for a calendar year period (January - December). New athlete memberships processed on or after September 1 are valid through December 31 of the following year.

Premium and Outreach athlete membership provides liability and secondary accident medical insurance coverage.

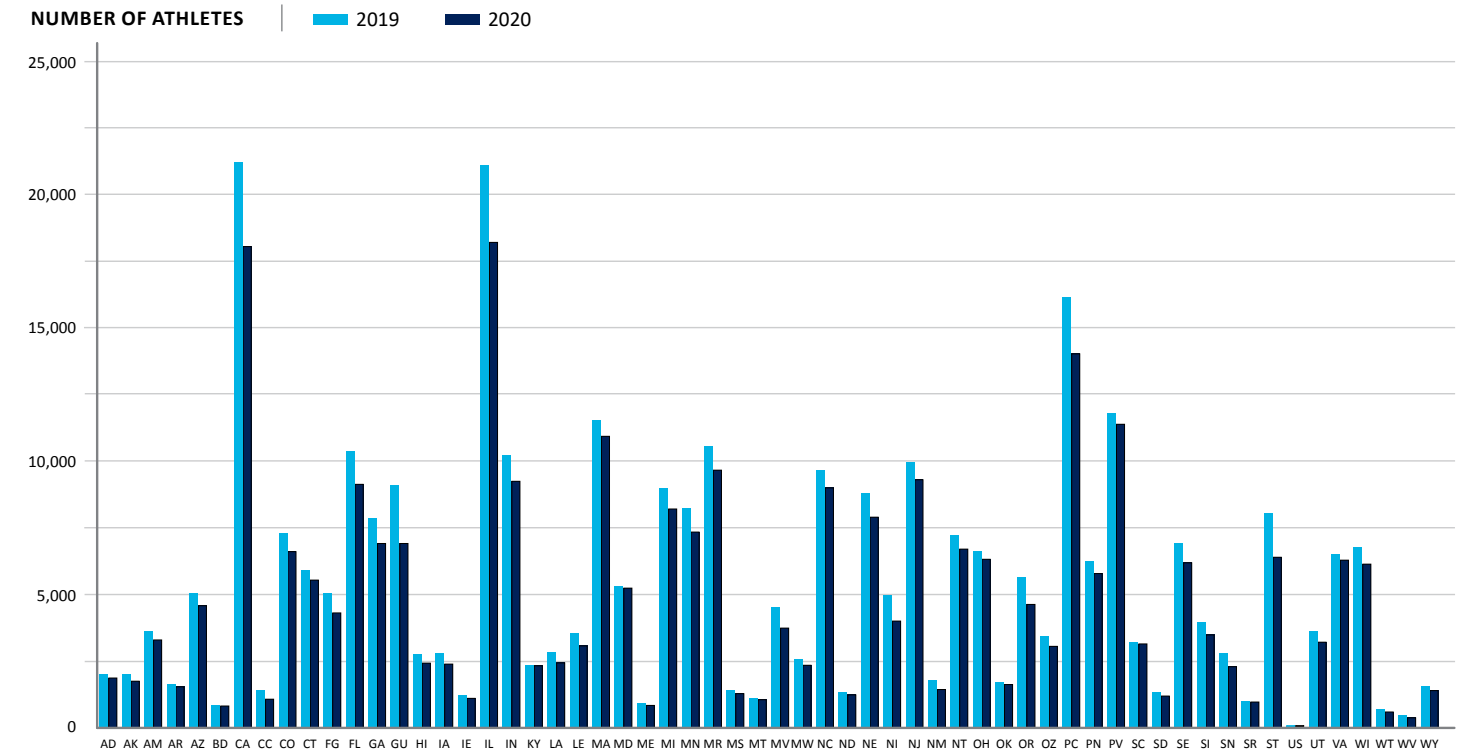
LOCAL SWIMMING COMMITTEE (LSC) ZONES

CENTRAL	EASTERN	WESTERN	SOUTHERN
AR - Arkansas	AD - Adirondack	AK - Alaska	BD - Border
IA - Iowa	AM - Allegheny Mountain	AZ - Arizona	FG - Florida Gold Coast
IL - Illinois	CT - Connecticut	CA - Southern California	FL - Florida
IN - Indiana	MA - Middle Atlantic	CC - Central California	GA - Georgia
LE - Lake Erie	MD - Maryland	CO - Colorado	GU - Gulf
MI - Michigan	ME - Maine	HI - Hawaiian	KY - Kentucky
MN - Minnesota	MR - Metropolitan	IE - Inland Empire	LA - Louisiana
MV - Missouri Valley	NE - New England	MT - Montana	MS - Mississippi
MW - Midwestern	NI - Niagara	NM - New Mexico	NC - North Carolina
ND - North Dakota	NJ - New Jersey	OR - Oregon	NT - North Texas
OH - Ohio	PV - Potomac Valley	PC - Pacific	SC - South Carolina
OK - Oklahoma	VA - Virginia	PN - Pacific Northwest	SE - Southeastern
OZ - Ozark		SI - San Diego-Imperial	ST - South Texas
SD - South Dakota		SN - Sierra Nevada	WT - West Texas
WI - Wisconsin		SR - Snake River	WV - West Virginia
		US - USA Swimming	
		UT - Utah	
		WY - Wyoming	

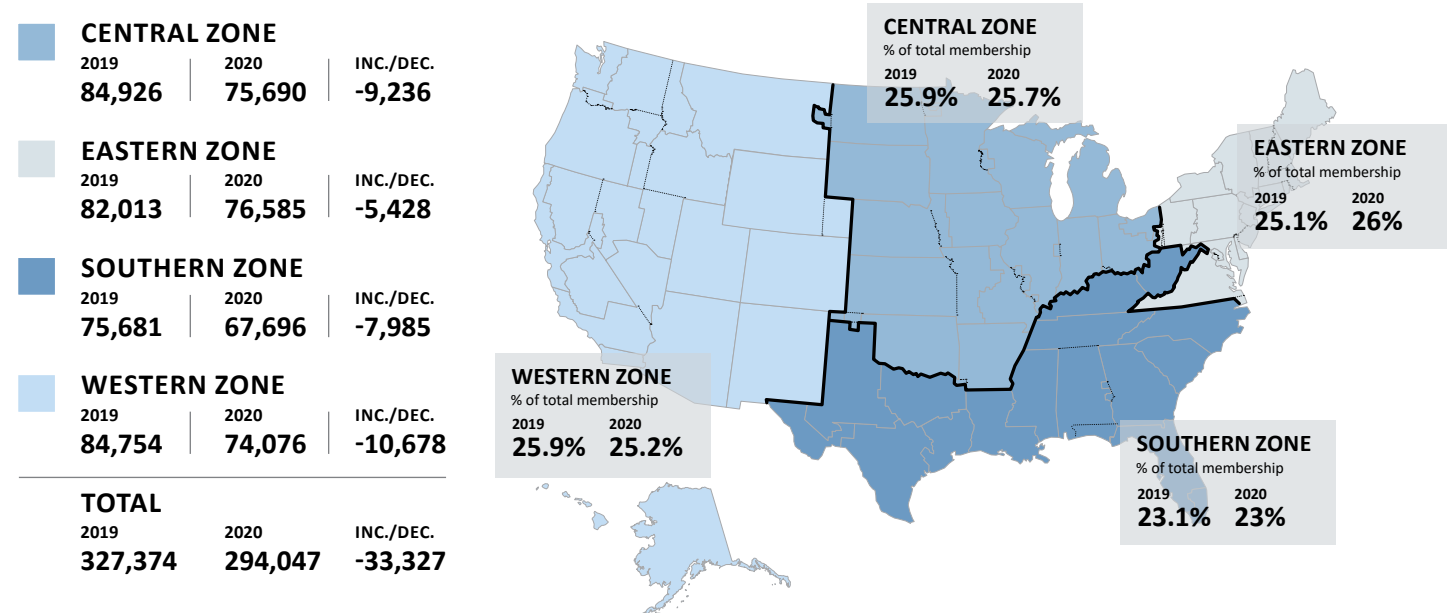
PREMIUM AND OUTREACH ATHLETE MEMBERSHIP 2019 VS. 2020

LSC CODE	LSC NAME	2019	2020	INC./DEC.	LSC CODE	LSC NAME	2019	2020	INC./DEC.
AD	ADIRONDACK	2,021	1,870	-151	MW	MIDWESTERN	2,580	2,348	-232
AK	ALASKA	2,021	1,751	-270	NC	NORTH CAROLINA	9,669	8,996	-673
AM	ALLEGHENY MOUNTAIN	3,607	3,297	-310	ND	NORTH DAKOTA	1,344	1,238	-106
AR	ARKANSAS	1,639	1,540	-99	NE	NEW ENGLAND	8,795	7,898	-897
AZ	ARIZONA	5,044	4,579	-465	NI	NIAGARA	4,975	4,004	-971
BD	BORDER	840	821	-19	NJ	NEW JERSEY	9,942	9,301	-641
CA	SOUTHERN CALIFORNIA	21,201	18,039	-3,162	NM	NEW MEXICO	1,783	1,438	-345
CC	CENTRAL CALIFORNIA	1,396	1,076	-320	NT	NORTH TEXAS	7,200	6,701	-499
CO	COLORADO	7,301	6,606	-695	OH	OHIO	6,597	6,320	-277
CT	CONNECTICUT	5,890	5,540	-350	OK	OKLAHOMA	1,721	1,625	-96
FG	FLORIDA GOLD COAST	5,053	4,310	-743	OR	OREGON	5,623	4,628	-995
FL	FLORIDA	10,349	9,129	-1,220	OZ	OZARK	3,421	3,057	-364
GA	GEORGIA	7,836	6,912	-924	PC	PACIFIC	16,141	14,019	-2,122
GU	GULF	9,098	8,560	-538	PN	PACIFIC NORTHWEST	6,224	5,784	-440
HI	HAWAIIAN	2,796	2,483	-313	PV	POTOMAC VALLEY	11,776	11,380	-396
IA	IOWA	2,807	2,392	-415	SC	SOUTH CAROLINA	3,208	3,148	-60
IE	INLAND EMPIRE	1,236	1,108	-128	SD	SOUTH DAKOTA	1,322	1,194	-128
IL	ILLINOIS	21,072	18,197	-2,875	SE	SOUTHEASTERN	6,900	6,187	-713
IN	INDIANA	10,213	9,243	-970	SI	SAN DIEGO-IMPERIAL	3,939	3,486	-453
KY	KENTUCKY	2,324	2,329	5	SN	SIERRA NEVADA	2,804	2,293	-511
LA	LOUISIANA	2,834	2,437	-397	SR	SNAKE RIVER	982	970	-12
LE	LAKE ERIE	3,526	3,074	-452	ST	SOUTH TEXAS	8,031	6,396	-1,635
MA	MIDDLE ATLANTIC	11,540	10,929	-611	US	USA SWIMMING	36	36	0
MD	MARYLAND	5,303	5,239	-64	UT	UTAH	3,624	3,213	-411
ME	MAINE	929	843	-86	VA	VIRGINIA	6,521	6,287	-234
MI	MICHIGAN	8,980	8,205	-775	WI	WISCONSIN	6,753	6,138	-615
MN	MINNESOTA	8,232	7,340	-892	WT	WEST TEXAS	703	597	-106
MR	METROPOLITAN	10,567	9,660	-907	WV	WEST VIRGINIA	472	378	-94
MS	MISSISSIPPI	1,409	1,283	-126	WY	WYOMING	1,551	1,398	-153
MT	MONTANA	1,102	1,056	-46					
MV	MISSOURI VALLEY	4,534	3,741	-793					
					TOTAL		327,337	294,047	-33,290

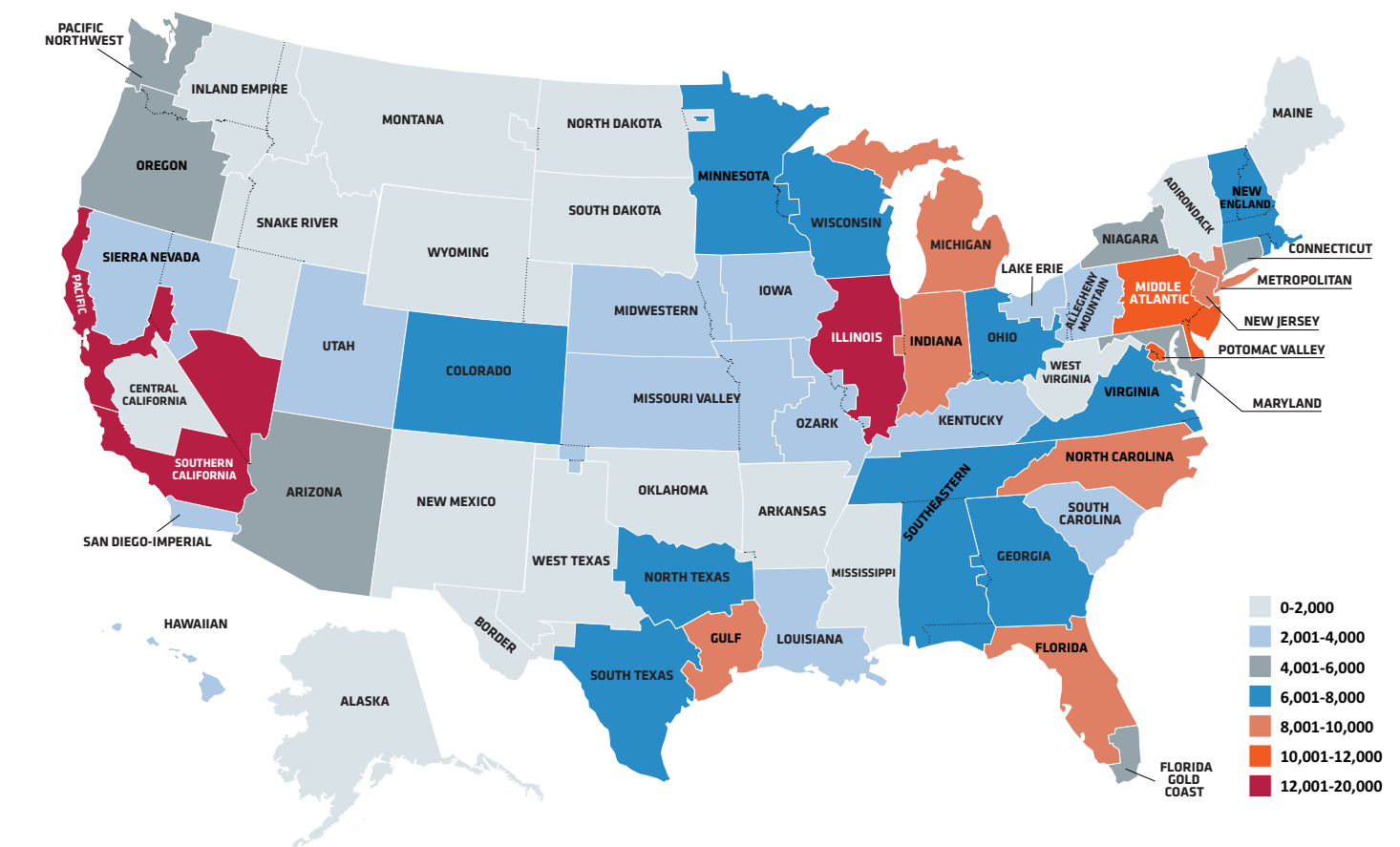
PREMIUM AND OUTREACH ATHLETE MEMBERSHIP 2019 VS. 2020



PREMIUM AND OUTREACH ATHLETE MEMBERSHIP BY ZONE 2019 VS. 2020



PREMIUM AND OUTREACH ATHLETE MEMBERSHIP 2020



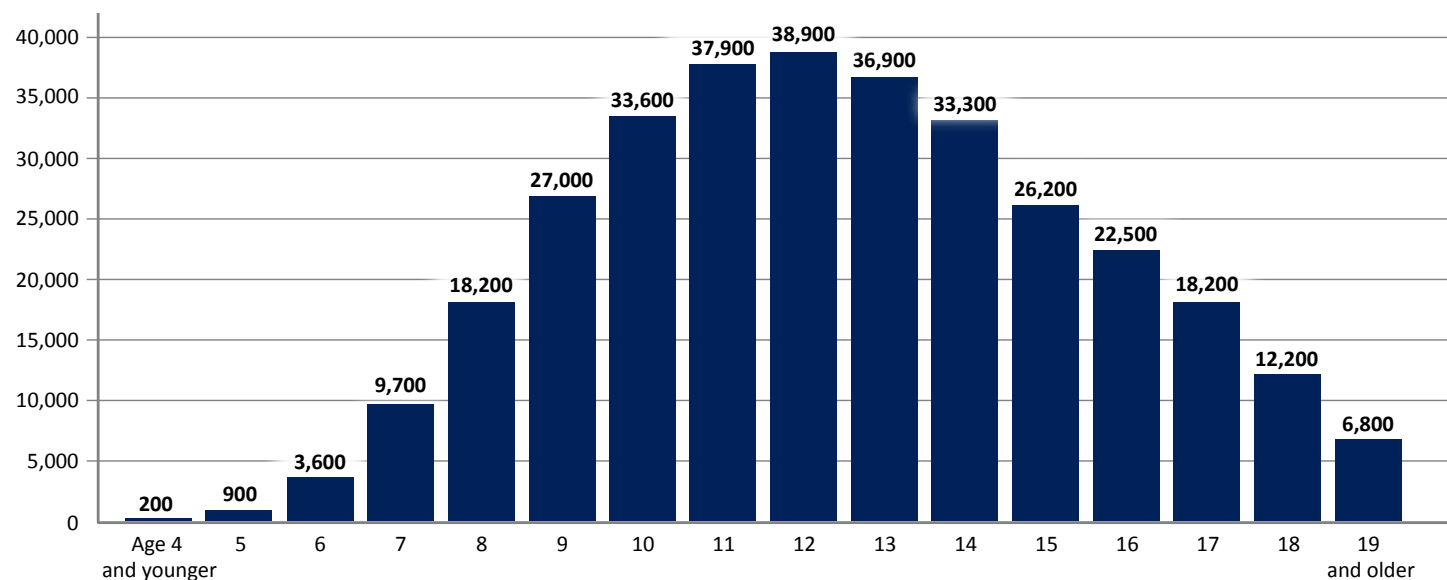
NEWS/RENEWS BY AGE GROUPS 2020 PREMIUM AND OUTREACH ATHLETE MEMBERSHIP

AGE	NEW FEMALE	RENEW FEMALE	TOTAL FEMALE	% OF TOTAL ATHLETES	NEW MALE	RENEW MALE	TOTAL MALE	% OF TOTAL ATHLETES	GRAND TOTAL	% OF TOTAL ATHLETES
8 & UNDER	6,321	3,966	10,287	3.5%	5,353	3,189	8,542	2.9%	18,829	6.4%
9	4,915	6,288	11,203	3.8%	4,100	5,120	9,220	3.1%	20,423	6.9%
10	5,319	10,079	15,398	5.2%	4,363	8,115	12,478	4.2%	27,876	9.5%
11	4,983	13,342	18,325	6.2%	4,035	10,646	14,681	5.0%	33,006	11.2%
12	4,150	15,576	19,726	6.7%	3,493	12,431	15,924	5.4%	35,650	12.1%
13	2,958	16,592	19,550	6.6%	2,776	12,888	15,664	5.3%	35,214	12.0%
14	2,139	15,962	18,101	6.2%	2,093	12,463	14,556	5.0%	32,657	11.1%
15	1,181	13,424	14,605	5.0%	1,129	10,824	11,953	4.1%	26,558	9.0%
16	676	11,546	12,222	4.2%	802	9,460	10,262	3.5%	22,484	7.6%
17	437	9,122	9,559	3.3%	511	8,372	8,883	3.0%	18,442	6.3%
18	171	6,601	6,772	2.3%	307	6,595	6,902	2.3%	13,674	4.7%
19 & OVER	196	3,830	4,026	1.4%	247	4,961	5,208	1.8%	9,234	3.1%
TOTAL	33,446	126,328	159,774	54.3%	29,209	105,064	134,273	45.7%	294,047	

New membership is defined as someone who has not been registered since 1994. Renewed membership is defined as someone who prior to registering for 2020 had been registered as any membership type in any year since 1994. Ages are calculated as of December 31, 2020. The average age of a year-round athlete is 12.

2020 ATHLETE MEMBERSHIP AGE DISTRIBUTION

NUMBER OF ATHLETES



2020 PREMIUM AND OUTREACH ATHLETE MEMBERSHIP RETENTION RATE

AGE	% OF RETAINED FEMALE ATHLETES	% OF RETAINED MALE ATHLETES	% OF RETAINED TOTAL ATHLETES
8 & UNDER	2.5%	2.4%	2.4%
9	3.9%	3.8%	3.9%
10	6.3%	6.0%	6.2%
11	8.4%	7.9%	8.2%
12	9.7%	9.3%	9.5%
13	10.4%	9.6%	10.0%
14	10.0%	9.3%	9.7%
15	8.4%	8.1%	8.2%
16	7.2%	7.0%	7.1%
17	5.7%	6.2%	5.9%
18	4.1%	4.9%	4.5%
19 & OVER	2.4%	3.7%	3.0%
TOTAL	79.1%	78.2%	78.7%

Number of Premium and Outreach athletes that have been registered for 5 or more consecutive years:

90,883

2019 VS. 2020 PREMIUM AND OUTREACH ATHLETE MEMBERSHIP

AGE	2019 FEMALE	2020 FEMALE	INC./DEC.	2019 MALE	2020 MALE	INC./DEC.	2019 TOTAL F/M	2020 TOTAL F/M	INC./DEC.
8 & UNDER	13,277	10,287	-2,990	11,005	8,540	-2,465	24,282	18,827	-5,455
9	13,143	11,202	-1,941	10,638	9,221	-1,417	23,781	20,423	-3,358
10	17,556	15,397	-2,159	14,151	12,479	-1,672	31,707	27,876	-3,831
11	20,641	18,325	-2,316	16,749	14,682	-2,067	37,390	33,007	-4,383
12	22,298	19,727	-2,571	17,492	15,925	-1,567	39,790	35,652	-4,138
13	20,945	19,550	-1,395	16,299	15,662	-637	37,244	35,212	-2,032
14	19,671	18,101	-1,570	15,444	14,556	-888	35,115	32,657	-2,458
15	16,213	14,606	-1,607	13,062	11,953	-1,109	29,275	26,559	-2,716
16	12,916	12,222	-694	11,141	10,262	-879	24,057	22,484	-1,573
17	10,079	9,559	-520	9,243	8,883	-360	19,322	18,442	-880
18	6,876	6,771	-105	6,887	6,903	16	13,763	13,674	-89
19 & OVER	5,312	4,026	-1,286	6,299	5,208	-1,091	11,611	9,234	-2,377
TOTAL	178,927	159,773	-19,154	148,410	134,274	-14,136	327,337	294,047	-33,290

Number of Premium and Outreach athletes that have been registered for 10 or more consecutive years:

13,471

OUTREACH ATHLETE MEMBERSHIP

In 2020, there were 8,506 Outreach members (which are included in the Premium athlete membership totals on pages 8 and 9). Outreach membership offers qualified individuals the opportunity to become a USA Swimming year-round athlete member at a reduced fee. The national fee for outreach membership is \$5.00 and the Local Swimming Committee has the option to set a local fee that may not exceed \$2.00. The goal is

to provide opportunities in swimming to under-represented and/or economically disadvantaged youth in the United States. Each Local Swimming Committee determines how they will qualify athletes for outreach membership. They may use but are not limited to national guidelines based on Federal Food Stamps, Free School Lunch and/or Federal Poverty Guidelines.

OUTREACH ATHLETE MEMBERSHIP 2019 VS. 2020

LSC CODE	LSC NAME	2019	2020	INC./DEC.	LSC CODE	LSC NAME	2019	2020	INC./DEC.
AD	ADIRONDACK	45	27	-18	MV	MISSOURI VALLEY	210	77	-133
AK	ALASKA	113	120	7	MW	MIDWESTERN	64	56	-8
AM	ALLEGHENY MOUNTAIN	41	51	10	NC	NORTH CAROLINA	113	122	9
AR	ARKANSAS	33	36	3	ND	NORTH DAKOTA	14	7	-7
AZ	ARIZONA	63	38	-25	NE	NEW ENGLAND	80	88	8
BD	BORDER	0	0	0	NI	NIAGARA	423	252	-171
CA	SOUTHERN CALIFORNIA	1,317	976	-341	NJ	NEW JERSEY	269	267	-2
CC	CENTRAL CALIFORNIA	21	11	-10	NM	NEW MEXICO	117	90	-27
CO	COLORADO	100	52	-48	NT	NORTH TEXAS	37	35	-2
CT	CONNECTICUT	26	24	-2	OH	OHIO	81	49	-32
FG	FLORIDA GOLD COAST	4	0	-4	OK	OKLAHOMA	51	57	6
FL	FLORIDA	229	194	-35	OR	OREGON	278	189	-89
GA	GEORGIA	23	45	22	OZ	OZARK	43	25	-18
GU	GULF	237	193	-44	PC	PACIFIC	263	220	-43
HI	HAWAIIAN	98	129	31	PN	PACIFIC NORTHWEST	188	158	-30
IA	IOWA	47	35	-12	PV	POTOMAC VALLEY	23	22	-1
IE	INLAND EMPIRE	27	33	6	SC	SOUTH CAROLINA	34	32	-2
IL	ILLINOIS	3,530	2,752	-778	SD	SOUTH DAKOTA	7	4	-3
IN	INDIANA	549	402	-147	SE	SOUTHEASTERN	133	103	-30
KY	KENTUCKY	139	180	41	SI	SAN DIEGO-IMPERIAL	130	116	-14
LA	LOUISIANA	18	10	-8	SN	SIERRA NEVADA	150	54	-96
LE	LAKE ERIE	74	99	25	SR	SNAKE RIVER	23	22	-1
MA	MIDDLE ATLANTIC	41	26	-15	ST	SOUTH TEXAS	139	94	-45
MD	MARYLAND	56	47	-9	UT	UTAH	131	131	0
ME	MAINE	29	18	-11	VA	VIRGINIA	65	66	1
MI	MICHIGAN	213	193	-20	WI	WISCONSIN	82	72	-10
MN	MINNESOTA	55	43	-12	WT	WEST TEXAS	0	0	0
MR	METROPOLITAN	185	216	31	WV	WEST VIRGINIA	1	1	0
MS	MISSISSIPPI	1	1	0	WY	WYOMING	74	75	1
MT	MONTANA	106	71	-35	TOTAL		10,643	8,506	-2,137



2020 PREMIUM AND OUTREACH ATHLETE MEMBERS WITH A DISABILITY

Athletes are asked, but not mandated, to provide disability information on the registration form.

LSC CODE	LSC NAME	BLIND OR VISUALLY IMPAIRED		DEAF OR HARD OF HEARING		PHYSICAL DISABILITY		COGNITIVE DISABILITY		NO. OF ATHLETES
		FEMALE	MALE	FEMALE	MALE	FEMALE	MALE	FEMALE	MALE	
AD	ADIRONDACK	2	2	4	4	2	0	6	7	25
AK	ALASKA	5	6	4	0	5	2	5	9	35
AM	ALLEGHENY MOUNTAIN	3	4	5	5	1	3	6	14	41
AR	ARKANSAS	4	2	5	1	5	1	7	4	26
AZ	ARIZONA	5	14	3	3	5	11	4	15	57
BD	BORDER	0	0	0	1	3	1	0	2	7
CA	SOUTHERN CALIFORNIA	18	14	11	6	22	18	21	54	160
CC	CENTRAL CALIFORNIA	6	3	5	0	1	2	4	3	24
CO	COLORADO	7	6	14	6	15	13	13	22	93
CT	CONNECTICUT	4	8	3	1	5	3	5	12	41
FG	FLORIDA GOLD COAST	3	5	4	1	4	3	4	11	31
FL	FLORIDA	11	5	10	11	13	6	15	29	97
GA	GEORGIA	11	10	7	5	11	7	15	36	98
GU	GULF	14	9	7	7	8	6	12	25	87
HI	HAWAIIAN	2	0	3	0	3	2	3	9	21
IA	IOWA	3	5	0	3	4	5	6	4	30
IE	INLAND EMPIRE	1	2	1	2	5	0	5	6	20
IL	ILLINOIS	10	12	14	10	21	14	21	33	131
IN	INDIANA	26	21	16	20	19	15	21	56	183
KY	KENTUCKY	4	3	0	2	3	4	2	6	24
LA	LOUISIANA	0	1	2	2	0	5	8	24	42
LE	LAKE ERIE	8	2	7	6	4	5	9	14	48
MA	MIDDLE ATLANTIC	16	14	12	11	11	14	10	43	126
MD	MARYLAND	1	10	11	5	11	10	11	19	74
ME	MAINE	1	1	4	2	1	2	2	2	15
MI	MICHIGAN	4	5	9	8	17	8	7	34	88
MN	MINNESOTA	6	6	11	2	10	6	20	28	88
MR	METROPOLITAN	6	8	8	5	12	13	11	24	84
MS	MISSISSIPPI	2	2	2	3	1	4	3	5	21
MT	MONTANA	0	0	1	1	1	2	3	7	15

2020 PREMIUM AND OUTREACH ATHLETE MEMBERS WITH A DISABILITY

Athletes are asked, but not mandated, to provide disability information on the registration form.

LSC CODE	LSC NAME	BLIND OR VISUALLY IMPAIRED		DEAF OR HARD OF HEARING		PHYSICAL DISABILITY		COGNITIVE DISABILITY		NO. OF ATHLETES
		FEMALE	MALE	FEMALE	MALE	FEMALE	MALE	FEMALE	MALE	
MV	MISSOURI VALLEY	7	6	4	1	8	8	9	10	51
MW	MIDWESTERN	7	3	1	3	8	1	2	13	37
NC	NORTH CAROLINA	10	12	16	14	8	10	9	13	92
ND	NORTH DAKOTA	2	1	2	2	2	3	7	5	24
NE	NEW ENGLAND	9	6	14	7	11	7	14	32	95
NI	NIAGARA	6	3	9	2	8	5	14	30	74
NJ	NEW JERSEY	5	7	9	7	6	7	7	12	53
NM	NEW MEXICO	6	3	3	2	2	2	5	16	37
NT	NORTH TEXAS	5	4	8	11	7	9	7	24	72
OH	OHIO	11	14	8	8	12	9	12	23	92
OK	OKLAHOMA	6	2	7	7	5	1	6	16	48
OR	OREGON	6	6	9	9	17	11	11	12	77
OZ	OZARK	0	4	5	1	2	3	3	8	25
PC	PACIFIC	11	10	8	12	6	8	13	36	100
PN	PACIFIC NORTHWEST	11	5	13	4	11	4	18	23	86
PV	POTOMAC VALLEY	5	8	16	11	9	8	9	19	83
SC	SOUTH CAROLINA	5	3	7	7	4	1	7	9	42
SD	SOUTH DAKOTA	0	2	3	0	4	2	2	5	18
SE	SOUTHEASTERN	6	9	4	9	9	12	13	38	91
SI	SAN DIEGO-IMPERIAL	6	2	7	5	5	3	6	11	44
SN	SIERRA NEVADA	8	5	1	5	2	4	4	10	36
SR	SNAKE RIVER	2	0	3	1	3	2	2	6	19
ST	SOUTH TEXAS	13	10	9	12	14	14	17	25	107
UT	UTAH	9	6	2	5	6	3	6	17	47
VA	VIRGINIA	14	13	4	8	6	5	12	25	83
WI	WISCONSIN	7	8	12	7	7	8	12	23	78
WT	WEST TEXAS	2	0	0	0	0	0	2	4	8
WV	WEST VIRGINIA	0	0	0	1	1	0	1	4	5
WY	WYOMING	2	2	3	2	2	1	7	5	24
TOTAL		364	334	370	296	408	336	496	1,031	3,480

2020 PREMIUM AND OUTREACH ATHLETE MEMBERSHIP — ETHNICITY

Athletes are asked, but not mandated, to provide ethnicity information on the registration form.

LSC CODE	LSC NAME	AFRICAN AMERICAN OR BLACK		AMERICAN INDIAN AND ALASKA NATIVE		ASIAN		HISPANIC OR LATINO		NATIVE HAWAIIAN AND OTHER PACIFIC ISLAND		WHITE		OTHER		MIXED		NO RESPONSE	
		FEMALE	MALE	FEMALE	MALE	FEMALE	MALE	FEMALE	MALE	FEMALE	MALE	FEMALE	MALE	FEMALE	MALE	FEMALE	MALE	FEMALE	MALE
AD	ADIRONDACK	4	4	0	0	56	58	11	5	0	0	599	326	5	5	36	21	423	271
AK	ALASKA	1	4	40	30	15	9	5	6	3	1	448	312	2	4	106	81	360	323
AM	ALLEGHENY MOUNTAIN	12	11	1	1	98	122	9	14	0	1	1,171	789	18	17	56	54	524	400
AR	ARKANSAS	17	10	2	4	61	66	22	22	2	0	571	449	5	7	64	36	103	99
AZ	ARIZONA	15	26	9	4	85	127	120	108	2	5	1,368	924	15	14	239	181	746	593
BD	BORDER	5	6	1	1	5	13	163	169	0	0	60	43	1	2	53	41	123	135
CA	SOUTHERN CALIFORNIA	90	58	11	9	1,509	2,140	678	566	32	36	2,380	1,899	92	112	1,070	857	3,254	3,247
CC	CENTRAL CALIFORNIA	9	5	0	1	47	45	66	39	7	1	217	163	4	11	72	57	191	141
CO	COLORADO	21	8	4	0	140	125	82	63	3	1	2,034	1,402	25	16	254	225	1,280	922
CT	CONNECTICUT	32	26	1	2	158	181	75	61	0	4	1,330	936	24	12	155	109	1,365	1,066
FG	FLORIDA GOLD COAST	54	27	1	0	33	53	289	439	2	0	468	451	29	35	146	155	1,005	1,125
FL	FLORIDA	65	56	6	5	204	225	206	212	5	6	2,256	1,791	32	27	332	334	1,804	1,568
GA	GEORGIA	227	183	3	1	193	289	85	78	2	2	1,837	1,443	30	28	197	167	1,130	1,018
GU	GULF	133	100	5	3	454	563	390	339	2	3	1,743	1,367	48	37	378	324	1,367	1,300
HI	HAWAIIAN	3	3	4	2	215	192	14	8	79	49	300	234	17	18	305	217	444	379
IA	IOWA	10	4	2	0	58	54	14	8	0	0	905	714	1	4	53	54	258	253
IE	INLAND EMPIRE	2	3	4	2	25	37	28	18	0	0	375	282	3	3	45	43	136	102
IL	ILLINOIS	117	98	6	5	456	621	270	221	7	2	3,922	3,094	121	99	463	369	4,308	4,019
IN	INDIANA	79	61	5	3	217	206	139	153	2	0	3,491	2,629	38	26	276	230	932	756
KY	KENTUCKY	12	7	0	1	39	51	12	13	0	0	734	565	8	6	26	28	437	390
LA	LOUISIANA	28	34	1	1	34	34	12	22	0	1	562	526	2	7	37	31	580	525
LE	LAKE ERIE	32	16	0	1	80	91	26	14	2	3	1,082	766	12	6	92	67	416	366
MA	MIDDLE ATLANTIC	108	88	6	4	317	424	80	65	5	8	3,450	2,900	56	56	276	252	1,537	1,294
MD	MARYLAND	155	140	4	0	206	256	35	31	1	3	1,562	1,294	24	15	205	181	629	499
ME	MAINE	1	5	0	2	8	14	5	1	0	0	405	250	3	4	24	15	68	38
MI	MICHIGAN	75	64	4	9	229	279	52	51	3	2	2,743	1,767	27	18	240	160	1,374	1,108
MN	MINNESOTA	26	10	5	1	140	140	34	25	3	0	2,269	1,264	27	22	135	96	1,945	1,198
MR	METROPOLITAN	123	81	2	3	415	547	254	238	2	4	1,767	1,516	106	140	356	284	2,036	1,784
MS	MISSISSIPPI	24	24	0	0	35	27	7	10	1	0	397	391	2	7	24	20	163	151
MT	MONTANA	2	3	15	6	5	5	5	4	0	0	360	214	5	3	21	20	224	165
MV	MISSOURI VALLEY	16	15	2	5	71	86	53	40	1	0	1,114	842	8	7	81	75	752	573
MW	MIDWESTERN	5	5	2	2	39	39	29	22	0	0	846	699	7	2	71	36	302	242

2020 PREMIUM AND OUTREACH ATHLETE MEMBERSHIP — ETHNICITY

Athletes are asked, but not mandated, to provide ethnicity information on the registration form.

LSC CODE	LSC NAME	AFRICAN AMERICAN OR BLACK		AMERICAN INDIAN AND ALASKA NATIVE		ASIAN		HISPANIC OR LATINO		NATIVE HAWAIIAN AND OTHER PACIFIC ISLAND		WHITE		OTHER		MIXED		NO RESPONSE	
		FEMALE	MALE	FEMALE	MALE	FEMALE	MALE	FEMALE	MALE	FEMALE	MALE	FEMALE	MALE	FEMALE	MALE	FEMALE	MALE	FEMALE	MALE
NC	NORTH CAROLINA	96	78	6	2	180	258	79	64	3	2	2,523	1,883	21	33	240	165	1,828	1,534
ND	NORTH DAKOTA	3	2	3	2	10	5	4	2	0	0	581	317	1	0	29	11	155	113
NE	NEW ENGLAND	57	45	6	9	437	492	83	58	0	2	2,462	1,591	65	65	215	180	1,268	862
NI	NIAGARA	55	49	22	4	61	90	29	20	0	0	1,450	1,077	12	22	107	72	579	400
NJ	NEW JERSEY	76	61	2	1	518	629	158	187	1	4	1,316	1,042	228	217	195	163	2,399	2,104
NM	NEW MEXICO	2	1	6	6	54	48	116	76	2	1	301	227	13	7	153	117	161	147
NT	NORTH TEXAS	62	47	7	8	670	848	127	135	4	4	1,231	1,164	42	35	248	249	927	893
OH	OHIO	37	29	3	0	127	176	40	33	3	4	2,076	1,637	18	19	197	145	952	826
OK	OKLAHOMA	12	4	21	23	62	72	20	30	1	0	442	355	2	11	114	76	192	189
OR	OREGON	9	15	11	7	186	228	59	43	2	2	1,276	866	12	17	248	154	796	697
OZ	OZARK	27	20	2	0	77	105	25	17	0	0	1,034	734	2	4	82	71	450	407
PC	PACIFIC	38	27	10	8	1,294	1,599	217	188	15	24	1,802	1,472	104	81	686	563	3,009	2,882
PN	PACIFIC NORTHWEST	28	14	3	2	518	681	44	34	12	6	1,409	1,121	37	24	358	254	627	611
PV	POTOMAC VALLEY	261	197	7	6	608	751	167	132	4	1	2,442	2,033	381	333	501	402	1,625	1,527
SC	SOUTH CAROLINA	29	33	2	0	42	41	23	29	2	0	1,056	807	8	8	83	60	478	447
SD	SOUTH DAKOTA	1	3	2	3	9	5	4	7	0	0	360	271	1	2	37	24	264	201
SE	SOUTHEASTERN	67	63	6	1	140	144	46	35	0	0	1,748	1,450	21	15	155	130	1,133	1,035
SI	SAN DIEGO-IMPERIAL	4	8	1	1	186	202	113	88	8	10	675	571	17	12	289	241	551	510
SN	SIERRA NEVADA	11	3	2	2	103	143	25	33	5	2	447	304	1	5	172	109	488	439
SR	SNAKE RIVER	5	4	0	0	14	10	24	9	0	1	407	296	5	2	43	42	66	42
ST	SOUTH TEXAS	33	33	1	3	344	416	321	353	8	7	1,674	1,396	29	29	406	372	491	482
US	USA SWIMMING	0	0	0	0	1	2	0	0	0	0	10	7	0	0	2	3	4	7
UT	UTAH	4	5	3	1	42	61	44	56	10	5	967	951	5	9	76	94	425	453
VA	VIRGINIA	65	52	3	5	138	122	56	45	6	5	1,837	1,438	20	17	238	175	1,093	970
WI	WISCONSIN	7	10	5	4	90	100	45	21	2	0	2,498	1,423	7	10	194	123	985	616
WT	WEST TEXAS	2	2	1	0	7	17	15	19	0	0	126	111	1	0	23	16	125	131
WV	WEST VIRGINIA	1	1	0	0	5	6	0	0	0	0	125	64	1	1	4	3	94	73
WY	WYOMING	2	2	2	1	4	4	9	7	2	0	476	402	1	2	26	25	241	192
TOTAL		2,497	1,993	283	207	11,574	14,374	5,163	4,786	256	212	75,517	57,252	1,852	1,750	11,009	8,859	51,622	44,840
% OF TOTAL YEAR-ROUND ATHLETES (394,047)		.8%	.7%	.1%	.1%	3.9%	4.9%	1.8%	1.6%	.1%	.1%	25.7%	19.5%	.6%	.6%	3.7%	3.0%	17.6%	15.2%

NOTE: 33% of athletes did not respond to the ethnicity question on their registration form. Response to this question is not mandatory.

Flex Athlete Membership

All Flex athletes join USA Swimming through their Local Swimming Committee (LSC), one of 59 local organizations responsible for administering USA Swimming activities in a defined geographical area. Within each LSC, a designated Registration/Membership Chair is responsible for providing athlete registration information and applications to all interested individuals.

Flex athlete membership is for a calendar year period (January - December). New athlete memberships processed on or after September 1 are valid through December 31 of the following year. Flex membership is optional for all LSCs and clubs; they are not required to offer it.

Flex athlete membership provides liability and secondary accident medical insurance coverage.



NEWS/RENEWS – 2020 FLEX ATHLETE MEMBERSHIP

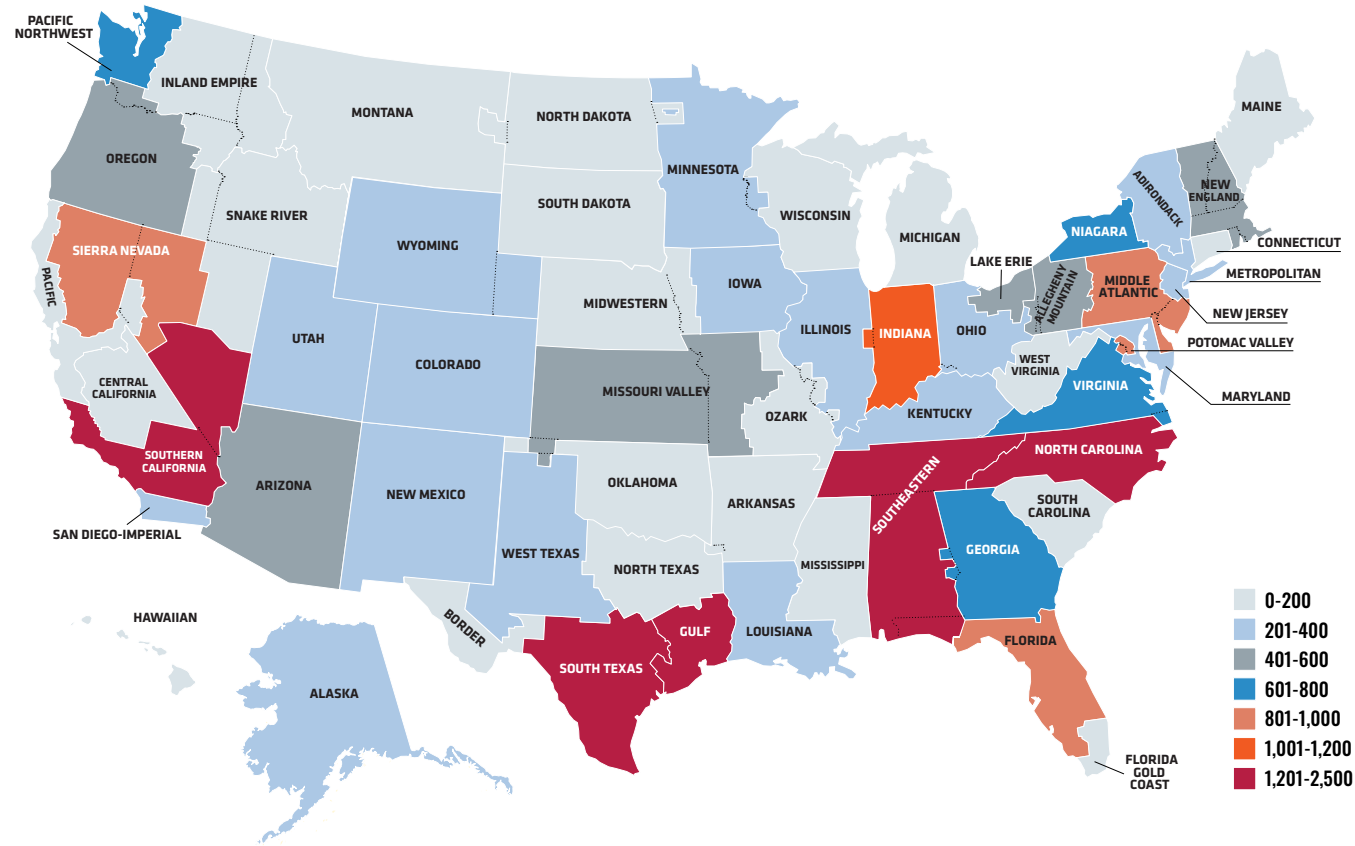
LSC CODE	LSC NAME	NEW FLEX	RENEW FLEX	TOTAL FLEX	NEW UPGRADES	RENEW UPGRADES	TOTAL UPGRADES
AD	ADIRONDACK	124	77	201	10	9	19
AK	ALASKA	211	117	328	24	13	37
AM	ALLEGHENY MOUNTAIN	347	315	662	51	17	68
AR	ARKANSAS	129	22	151	26	5	31
AZ	ARIZONA	345	165	510	18	25	43
BD	BORDER	67	23	90	18	14	32
CA	SOUTHERN CALIFORNIA	1,132	775	1,907	61	51	112
CC	CENTRAL CALIFORNIA	112	42	154	29	13	42
CO	COLORADO	214	175	389	25	21	46
CT	CONNECTICUT	91	17	108	16	4	20
FG	FLORIDA GOLD COAST	166	24	190	14	3	17
FL	FLORIDA	504	433	937	61	74	135
GA	GEORGIA	340	409	749	101	303	404
GU	GULF	814	604	1,418	82	56	138
HI	HAWAIIAN	94	97	191	10	4	14
IA	IOWA	100	102	202	23	17	40
IE	INLAND EMPIRE	86	47	133	8	11	19
IL	ILLINOIS	145	88	233	10	13	23
IN	INDIANA	664	507	1,171	139	184	323
KY	KENTUCKY	162	98	260	5	8	13
LA	LOUISIANA	214	142	356	13	10	23
LE	LAKE ERIE	179	152	331	27	40	67
MA	MIDDLE ATLANTIC	594	393	987	45	49	94
MD	MARYLAND	282	47	329	8	3	11
ME	MAINE	18	16	34	5	1	6
MI	MICHIGAN	N/A	N/A	N/A	N/A	N/A	N/A
MN	MINNESOTA	128	90	218	26	62	88
MR	METROPOLITAN	239	124	363	21	12	33
MS	MISSISSIPPI	0	1	1	0	0	0
MT	MONTANA	62	33	95	8	6	14

NEWS/RENEWS – 2020 FLEX ATHLETE MEMBERSHIP

LSC CODE	LSC NAME	NEW FLEX	RENEW FLEX	TOTAL FLEX	NEW UPGRADES	RENEW UPGRADES	TOTAL UPGRADES
MV	MISSOURI VALLEY	251	176	427	48	43	91
MW	MIDWESTERN	43	68	111	9	3	12
NC	NORTH CAROLINA	1,016	582	1,598	143	68	211
ND	NORTH DAKOTA	32	28	60	0	3	3
NE	NEW ENGLAND	330	248	578	45	38	83
NI	NIAGARA	468	315	783	53	32	85
NJ	NEW JERSEY	84	118	202	4	8	12
NM	NEW MEXICO	113	111	224	5	2	7
NT	NORTH TEXAS	N/A	N/A	N/A	N/A	N/A	N/A
OH	OHIO	139	64	203	10	6	16
OK	OKLAHOMA	21	12	33	5	0	5
OR	OREGON	311	211	522	19	21	40
OZ	OZARK	46	83	129	0	1	1
PC	PACIFIC	1	0	1	0	0	0
PN	PACIFIC NORTHWEST	269	379	648	12	18	30
PV	POTOMAC VALLEY	686	543	1,229	109	135	244
SC	SOUTH CAROLINA	133	55	188	12	5	17
SD	SOUTH DAKOTA	1	1	2	0	0	0
SE	SOUTHEASTERN	697	871	1,568	68	196	264
SI	SAN DIEGO-IMPERIAL	158	211	369	8	12	20
SN	SIERRA NEVADA	574	406	980	55	53	108
SR	SNAKE RIVER	85	108	193	15	19	34
ST	SOUTH TEXAS	896	888	1,784	56	54	110
UT	UTAH	153	100	253	11	13	24
VA	VIRGINIA	427	352	779	91	93	184
WI	WISCONSIN	N/A	N/A	N/A	N/A	N/A	N/A
WT	WEST TEXAS	125	103	228	0	5	5
WV	WEST VIRGINIA	74	30	104	5	9	14
WY	WYOMING	118	132	250	8	11	19
TOTAL		14,812	11,328	26,140	1,675	1,876	3,551

Upgrades are when a new or renewed athlete upgrades from Flex to Premium in the same registration period (September – December of the following year).

2020 FLEX MEMBERSHIP BY LSC



2020 FLEX ATHLETE MEMBERS WHO WERE PREMIUM, OUTREACH OR SEASONAL IN 2019

LSC CODE	LSC NAME	FLEX	OUTREACH	PREMIUM	SEASONAL	TOTAL
AD	ADIRONDACK	44	3	14	1	62
AK	ALASKA	34	2	53	9	98
AM	ALLEGHENY MOUNTAIN	139		50	2	191
AR	ARKANSAS	9		4	2	15
AZ	ARIZONA	80		54	4	138
BD	BORDER	11		12		23
CA	SOUTHERN CALIFORNIA	438	8	195	6	647
CC	CENTRAL CALIFORNIA	16		10		26
CO	COLORADO	99		50	7	156
FG	FLORIDA GOLD COAST			11	1	12
FL	FLORIDA	15		3		18
GA	GEORGIA	186		156	13	355
GU	GULF	62		287	2	351
HI	HAWAIIAN	330	2	175	9	516
IA	IOWA	64	2	23	1	90
IE	INLAND EMPIRE	49	1	45	1	96
IL	ILLINOIS	29		11		40
IN	INDIANA	33	1	38		72
KY	KENTUCKY	219	5	179	28	431
LA	LOUISIANA	42		29		71
LE	LAKE ERIE	79	1	38		118
MA	MIDDLE ATLANTIC	150		46	8	204
MD	MARYLAND	199		148		347
ME	MAINE	34		8		42
MR	METROPOLITAN	4		6	3	13
MT	MONTANA	1		50	5	56
MV	MISSOURI VALLEY	67		33		100
MW	MIDWESTERN	8		6	1	15
NC	NORTH CAROLINA	83	1	64	4	152
ND	NORTH DAKOTA	23		35	3	61
NE	NEW ENGLAND	346		138		484
NI	NIAGARA	14	1	7	2	24
OK	OKLAHOMA	157		70		227
OR	OREGON	157		109	7	273
OZ	OZARK			96		96
PN	PACIFIC NORTHWEST			80	10	90
PV	POTOMAC VALLEY			47	7	54
SC	SOUTH CAROLINA	7		3		10
SE	SOUTHEASTERN	95	9	74	8	186
SI	SAN DIEGO-IMPERIAL	9		71		80
SN	SIERRA NEVADA	255	1	94	1	351
SR	SNAKE RIVER	215		229	1	445
ST	SOUTH TEXAS	12		25	1	38
UT	UTAH			1		1
VA	VIRGINIA	451	2	272	21	746
WT	WEST TEXAS	78		15		93
WV	WEST VIRGINIA	9		7		16
WY	WYOMING	65	2	35	1	103
TOTAL		5,117	44	4,262	203	9,626

NEWS/RENEWS BY AGE GROUPS – 2020 FLEX ATHLETE MEMBERSHIP

AGE	NEW FEMALE	RENEW FEMALE	TOTAL FEMALE	% OF TOTAL ATHLETES	NEW MALE	RENEW MALE	TOTAL MALE	% OF TOTAL ATHLETES	GRAND TOTAL	% OF TOTAL ATHLETES
8 & UNDER	2,332	706	3,038	11.6%	2,089	594	2,683	10.3%	5,721	21.9%
9	1,160	556	1,716	6.6%	1,018	503	1,521	5.8%	3,237	12.4%
10	1,076	637	1,713	6.6%	946	587	1,533	5.9%	3,246	12.4%
11	914	675	1,589	6.1%	864	615	1,479	5.7%	3,068	11.7%
12	768	684	1,452	5.6%	757	653	1,410	5.4%	2,862	10.9%
13	482	572	1,054	4.0%	506	555	1,061	4.1%	2,115	8.1%
14	364	585	949	3.6%	400	529	929	3.6%	1,878	7.2%
15	236	447	683	2.6%	229	428	657	2.5%	1,340	5.1%
16	152	417	569	2.2%	165	363	528	2.0%	1,097	4.2%
17	111	325	436	1.7%	119	262	381	1.5%	817	3.1%
18	48	249	297	1.1%	48	211	259	1.0%	556	2.1%
19 & OVER	15	92	107	0.4%	14	82	96	0.4%	203	0.8%
TOTAL	7,658	5,945	13,603	52.0%	7,155	5,382	12,537	48.0%	26,140	

New membership is defined as someone who has not been registered since 1994. Renewed membership is defined as someone who prior to registering for 2020 had been registered as any membership type in any year since 1994. Ages are calculated as of December 31, 2020. The average age of a flex athlete is 11.

2020 FLEX ATHLETE MEMBERS WITH A DISABILITY

Athletes are asked, but not mandated, to provide disability information on the registration form.

LSC CODE	LSC NAME	BLIND OR VISUALLY IMPAIRED		DEAF OR HARD OF HEARING		PHYSICAL DISABILITY		COGNITIVE DISABILITY		NO. OF ATHLETES
		FEMALE	MALE	FEMALE	MALE	FEMALE	MALE	FEMALE	MALE	
AD	ADIRONDACK	0	0	0	1	0	0	1	1	3
AK	ALASKA	2	0	2	0	0	0	0	3	7
AM	ALLEGHENY MOUNTAIN	0	2	2	0	1	1	1	1	8
AR	ARKANSAS	0	0	1	1	0	0	1	0	3
AZ	ARIZONA	0	0	1	1	2	2	0	1	6
BD	BORDER	0	0	0	0	1	1	0	0	2
CA	SOUTHERN CALIFORNIA	5	2	0	2	5	3	8	8	29
CC	CENTRAL CALIFORNIA	1	0	1	0	0	0	1	1	4
CO	COLORADO	2	1	4	1	1	1	3	2	14
CT	CONNECTICUT	0	0	0	1	0	0	0	1	2
FG	FLORIDA GOLD COAST	0	0	0	0	0	0	0	1	1
FL	FLORIDA	2	0	2	1	3	0	0	11	17
GA	GEORGIA	0	1	1	0	1	0	1	1	5
GU	GULF	1	2	0	2	1	0	7	5	18
HI	HAWAIIAN	1	0	0	0	1	1	3	1	7
IA	IOWA	0	0	0	0	4	0	1	0	4
IE	INLAND EMPIRE	0	0	1	0	0	0	1	0	2
IL	ILLINOIS	0	1	1	0	0	0	0	2	4
IN	INDIANA	5	5	4	3	3	0	3	9	28
KY	KENTUCKY	1	0	0	0	0	0	1	0	2
LA	LOUISIANA	1	1	0	0	0	1	0	4	6
LE	LAKE ERIE	1	0	1	0	0	0	0	0	2
MA	MIDDLE ATLANTIC	0	1	0	1	1	0	2	3	7
MD	MARYLAND	0	1	0	0	1	1	1	3	7
ME	MAINE	1	0	1	1	0	1	0	1	5
MI	MICHIGAN	0	0	0	0	0	0	0	0	0
MN	MINNESOTA	0	2	0	0	0	0	0	2	4
MR	METROPOLITAN	2	0	2	1	0	1	1	1	8
MS	MISSISSIPPI	0	0	0	0	0	0	0	0	0
MT	MONTANA	0	1	1	0	1	0	1	3	6

2020 FLEX ATHLETE MEMBERS WITH A DISABILITY

Athletes are asked, but not mandated, to provide disability information on the registration form.

LSC CODE	LSC NAME	BLIND OR VISUALLY IMPAIRED		DEAF OR HARD OF HEARING		PHYSICAL DISABILITY		COGNITIVE DISABILITY		NO. OF ATHLETES
		FEMALE	MALE	FEMALE	MALE	FEMALE	MALE	FEMALE	MALE	
MV	MISSOURI VALLEY	0	2	0	0	0	0	0	1	3
MW	MIDWESTERN	0	0	0	0	1	0	0	0	1
NC	NORTH CAROLINA	2	1	5	1	1	0	0	4	14
ND	NORTH DAKOTA	0	0	1	0	0	0	0	0	1
NE	NEW ENGLAND	1	0	0	0	0	1	0	3	5
NI	NIAGARA	0	0	0	0	1	4	3	2	10
NJ	NEW JERSEY	1	0	0	0	0	0	0	1	2
NM	NEW MEXICO	0	0	0	1	0	0	0	1	2
NT	NORTH TEXAS	0	0	0	0	0	0	0	0	0
OH	OHIO	0	0	0	3	0	1	2	1	7
OK	OKLAHOMA	0	0	0	0	0	0	0	0	0
OR	OREGON	0	0	1	0	3	3	3	1	11
OZ	OZARK	0	0	0	0	0	0	0	0	0
PC	PACIFIC	0	1	1	0	1	2	1	2	8
PN	PACIFIC NORTHWEST	1	0	1	0	0	0	0	1	3
PV	POTOMAC VALLEY	0	1	0	3	3	1	1	0	9
SC	SOUTH CAROLINA	0	0	0	1	0	0	0	1	2
SD	SOUTH DAKOTA	0	0	0	0	0	0	0	0	0
SE	SOUTHEASTERN	1	2	1	1	5	1	2	3	16
SI	SAN DIEGO-IMPERIAL	1	1	1	0	1	0	2	3	9
SN	SIERRA NEVADA	2	0	0	0	0	2	2	4	10
SR	SNAKE RIVER	0	0	1	0	1	0	0	2	4
ST	SOUTH TEXAS	2	2	0	1	2	5	1	7	18
UT	UTAH	0	0	0	0	0	0	1	0	1
VA	VIRGINIA	7	2	0	0	0	0	4	2	15
WI	WISCONSIN	0	0	0	0	0	0	0	0	0
WT	WEST TEXAS	0	0	0	0	0	0	1	0	1
WV	WEST VIRGINIA	0	0	0	1	0	0	0	1	1
WY	WYOMING	0	0	0	0	1	1	2	0	4
TOTAL		43	32	37	28	46	34	62	105	368

2020 FLEX ATHLETE MEMBERSHIP — ETHNICITY

Athletes are asked, but not mandated, to provide ethnicity information on the registration form.

LSC CODE	LSC NAME	AFRICAN AMERICAN OR BLACK		AMER. IND. AND ALASKA NATIVE		ASIAN		HISPANIC OR LATINO		NATIVE HAW. AND OTHER PAC. ISL.		WHITE		OTHER		MIXED		NO RESPONSE	
		FEMALE	MALE	FEMALE	MALE	FEMALE	MALE	FEMALE	MALE	FEMALE	MALE	FEMALE	MALE	FEMALE	MALE	FEMALE	MALE	FEMALE	MALE
AD	ADIRONDACK	0	1	0	0	2	4	0	0	0	0	35	39	0	0	5	2	34	78
AK	ALASKA	0	1	6	3	0	0	0	2	0	1	58	51	1	0	15	14	80	95
AM	ALLEGHENY MOUNTAIN	2	5	0	0	15	13	4	0	0	0	132	145	2	1	10	7	80	98
AR	ARKANSAS	2	0	0	0	1	5	4	5	0	0	36	37	0	2	3	2	27	30
AZ	ARIZONA	0	2	1	0	6	11	9	8	1	1	127	78	3	4	19	18	96	130
BD	BORDER	1	0	0	0	0	2	8	21	0	0	4	5	0	0	4	3	25	18
CA	SOUTHERN CALIFORNIA	4	4	3	0	86	92	56	48	3	2	227	188	11	12	70	56	531	516
CC	CENTRAL CALIFORNIA	0	0	0	0	6	5	5	5	0	0	21	22	2	2	11	12	30	28
CO	COLORADO	3	1	0	0	2	5	12	6	1	0	87	75	0	4	17	10	68	101
CT	CONNECTICUT	0	0	0	0	3	1	0	0	0	0	10	6	0	0	1	1	46	40
FG	FLORIDA GOLD COAST	3	1	0	0	0	1	7	10	0	0	11	6	0	1	1	1	83	66
FL	FLORIDA	5	4	0	1	17	23	10	18	0	0	187	167	4	3	30	22	199	252
GA	GEORGIA	15	15	0	0	23	40	11	15	0	0	222	168	3	2	28	22	84	103
GU	GULF	15	17	2	1	113	128	60	54	1	0	211	226	9	17	63	49	234	218
HI	HAWAIIAN	1	0	0	0	13	14	1	1	4	2	13	7	1	0	18	10	51	56
IA	IOWA	1	1	0	0	6	9	0	1	0	0	57	44	0	0	8	3	21	47
IE	INLAND EMPIRE	0	0	0	0	0	0	1	0	0	0	30	22	1	0	2	3	33	41
IL	ILLINOIS	0	1	1	0	4	4	0	2	0	0	36	21	0	0	3	1	60	99
IN	INDIANA	10	5	0	0	42	45	20	16	0	0	360	283	4	4	33	21	148	176
KY	KENTUCKY	0	0	1	0	5	2	1	1	0	0	63	54	0	3	2	1	62	64
LA	LOUISIANA	3	7	0	1	8	4	4	6	0	0	59	64	2	0	3	4	81	109
LE	LAKE ERIE	1	2	0	0	15	21	6	2	0	0	138	107	1	0	5	4	89	86
MA	MIDDLE ATLANTIC	6	6	0	3	46	64	11	7	0	0	255	227	6	4	15	16	155	165
MD	MARYLAND	4	9	0	0	12	7	2	2	0	0	66	60	1	2	4	5	76	79
ME	MAINE	0	0	0	0	0	2	0	0	0	0	14	9	0	0	3	0	5	1
MN	MINNESOTA	1	2	0	0	9	7	1	0	0	0	68	28	0	2	3	3	45	48
MR	METROPOLITAN	8	3	0	0	9	11	8	5	0	0	66	76	8	0	15	18	60	73
MS	MISSISSIPPI	0	0	0	0	0	0	0	0	0	0	0	0	0	0	0	0	1	0
MT	MONTANA	0	0	0	0	0	0	3	1	0	0	38	17	1	1	1	4	15	14
MV	MISSOURI VALLEY	4	7	0	0	16	32	3	4	0	0	107	82	1	0	6	2	71	92
MW	MIDWESTERN	2	0	0	0	0	2	1	2	0	0	32	28	0	0	0	0	22	24

2020 FLEX ATHLETE MEMBERSHIP — ETHNICITY

Athletes are asked, but not mandated, to provide ethnicity information on the registration form.

LSC CODE	LSC NAME	AFRICAN AMERICAN OR BLACK		AMER. IND. AND ALASKA NATIVE		ASIAN		HISPANIC OR LATINO		NATIVE HAW. AND OTHER PAC. ISL.		WHITE		OTHER		MIXED		NO RESPONSE	
		FEMALE	MALE	FEMALE	MALE	FEMALE	MALE	FEMALE	MALE	FEMALE	MALE	FEMALE	MALE	FEMALE	MALE	FEMALE	MALE	FEMALE	MALE
NC	NORTH CAROLINA	11	16	1	0	40	40	8	11	0	1	285	248	6	9	30	28	402	456
ND	NORTH DAKOTA	0	0	0	1	0	0	0	0	0	0	23	24	0	0	0	1	6	5
NE	NEW ENGLAND	4	0	0	0	26	24	5	2	0	0	113	104	8	1	18	12	100	161
NI	NIAGARA	6	5	1	0	17	24	2	4	0	0	225	203	4	1	9	15	130	137
NJ	NEW JERSEY	0	0	0	0	11	15	1	1	0	0	30	22	2	2	4	2	45	70
NM	NEW JERSEY	1	0	0	0	4	13	7	14	0	0	31	32	1	1	9	5	55	48
NT	NORTH TEXAS	0	0	0	0	0	0	0	0	0	0	0	0	0	0	0	0	0	1
OH	OHIO	0	2	0	0	5	8	0	3	0	0	60	40	0	0	3	3	42	42
OK	OKLAHOMA	0	0	3	1	0	0	1	0	0	0	15	8	0	0	0	3	1	4
OR	OREGON	3	2	3	0	11	12	10	9	1	2	150	86	3	4	18	22	91	95
OZ	OZARK	0	2	0	0	0	0	1	1	1	0	32	30	1	1	1	1	31	27
PC	PACIFIC	0	0	0	0	1	1	0	0	0	0	1	1	0	0	1	1	0	0
PN	PACIFIC NORTHWEST	4	0	2	0	35	23	6	4	0	1	163	129	4	3	30	18	117	106
PV	POTOMAC VALLEY	15	5	1	1	68	105	14	17	0	0	231	194	6	10	48	52	223	237
SC	SOUTH CAROLINA	8	3	0	0	1	1	0	0	0	0	27	31	1	0	2	0	49	68
SD	SOUTH DAKOTA	0	0	0	0	0	0	0	0	0	0	1	0	0	0	0	0	0	1
SE	SOUTHEASTERN	9	14	1	1	34	35	13	12	0	0	402	331	9	7	21	16	346	314
SI	SAN DIEGO-IMPERIAL	1	0	0	1	7	13	17	19	0	0	51	54	1	0	29	23	88	67
SN	SIERRA NEVADA	4	1	0	0	38	51	14	12	4	2	105	109	3	7	48	45	271	260
SR	SNAKE RIVER	0	0	0	0	4	3	2	1	0	0	83	54	1	1	8	4	14	13
ST	SOUTH TEXAS	10	4	3	1	240	333	52	50	1	3	195	214	11	7	71	79	270	239
UT	UTAH	0	0	0	0	3	3	5	2	0	2	87	93	0	1	3	9	22	25
VA	VIRGINIA	16	19	0	0	22	19	19	17	1	0	260	196	3	9	21	25	77	77
WT	WEST TEXAS	0	1	0	0	0	0	2	3	0	0	11	9	0	0	0	1	96	105
WV	WEST VIRGINIA	0	0	0	0	0	0	0	0	0	0	18	12	0	0	1	0	42	31
WY	WYOMING	0	1	0	1	2	2	4	5	0	0	78	87	0	0	4	0	37	29
TOTAL		183	169	29	16	1,028	1,279	431	429	18	17	5,447	4,653	125	128	777	679	5,167	5,565
% OF TOTAL FLEX ATHLETES (26,140)		.7%	.6%	.1%	.1%	3.9%	4.9%	1.6%	1.6%	.1%	.1%	20.8%	17.8%	.5%	.5%	3.0%	2.6%	19.8%	21.3%

NOTE: 41.1% of athletes did not respond to the ethnicity question on their registration form. Response to this question is not mandatory.



Seasonal Athlete Membership

SEASON 1 AND SEASON 2: At the option of the Local Swimming Committee (LSC), seasonal athlete membership may be offered for one or two periods of not more than 150 days per period. The beginning and ending dates of each seasonal period is determined by the LSC.

INDIVIDUAL SEASON: The LSC may also offer a seasonal membership for an unspecified but continuous period of not more than 150 days commencing on the date of registration.

An athlete can only register as a seasonal athlete for one period (Season 1, Season 2 or Individual Season) within a registration year. If they would like to extend their membership beyond the seasonal membership, they are required to change to Premium and pay the difference.

The seasonal membership program offers a competitive swimming program to those athletes who swim for only part of the year. They may compete in USA Swimming competitions below the Zone Championship level.

All seasonal athletes join USA Swimming through their LSC, one of 59 local organizations responsible for administering USA Swimming activities in a defined geographical area. Within each LSC, a designated Registration/Membership Chair is responsible for providing athlete information and applications to all interested individuals.

Seasonal athlete membership provides liability and secondary accident medical insurance coverage for the designated period of the membership.

Number of LSCs with one seasonal membership type only:*

34

Number of LSCs with two or three seasonal membership types:**

20

Number of LSCs with no seasonal memberships:

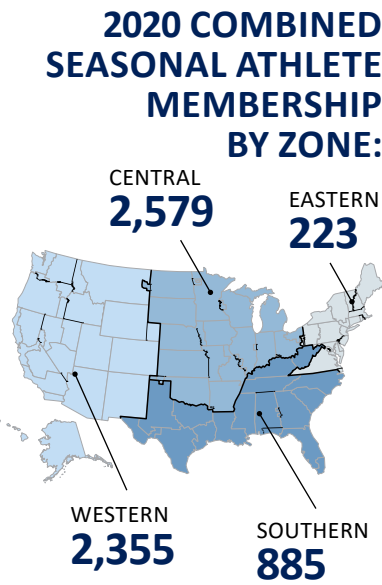
5

* Season 1, Season 2 or Individual Season

** Season 1, Season 2 and/or Individual Season

SEASON 1 ATHLETE MEMBERSHIP 2019 VS. 2020

LSC CODE	LSC NAME	2019	2020	INC./DEC.
AD	ADIRONDACK	161	6	-155
AM	ALLEGHENY MOUNTAIN	100	50	-50
AR	ARKANSAS	84	14	-70
AZ	ARIZONA	1	27	26
CA	SOUTHERN CALIFORNIA	901	116	-785
CC	CENTRAL CALIFORNIA	5	0	-5
CO	COLORADO	1,083	354	-729
CT	CONNECTICUT	347	18	-329
FG	FLORIDA GOLD COAST	69	0	-69
FL	FLORIDA	1,439	195	-1,244
GA	GEORGIA	134	129	-5
HI	HAWAIIAN	64	0	-64
IA	IOWA	265	0	-265
IN	INDIANA	986	66	-920
KY	KENTUCKY	27	0	-27
LA	LOUISIANA	11	6	-5
ME	MAINE	157	100	-57
MN	MINNESOTA	939	290	-649
MW	MIDWESTERN	136	0	-136
MS	MISSISSIPPI	0	9	9
ND	NORTH DAKOTA	88	84	-4
NI	NIAGARA	59	14	-45
NM	NEW MEXICO	103	0	-103
NT	NORTH TEXAS	153	23	-130
OH	OHIO	416	0	-416
OK	OKLAHOMA	1	0	-1
OR	OREGON	429	0	-429
PC	PACIFIC	977	95	-882
PN	PACIFIC NORTHWEST	0	1	1
PV	POTOMAC VALLEY	13	15	2
SC	SOUTH CAROLINA	31	2	-29
SD	SOUTH DAKOTA	20	0	-20
SE	SOUTHEASTERN	269	237	-32
SI	SAN DIEGO-IMPERIAL	189	0	-189
SN	SIERRA NEVADA	60	0	-60
SR	SNAKE RIVER	33	6	-27
ST	SOUTH TEXAS	116	0	-116
UT	UTAH	26	21	-5
VA	VIRGINIA	78	0	-78
WI	WISCONSIN	356	82	-274
WV	WEST VIRGINIA	5	0	-5
WY	WYOMING	58	7	-51
TOTAL		10,389	1,967	-8,422



SEASON 2 ATHLETE MEMBERSHIP 2019 VS. 2020

LSC CODE	LSC NAME	2019	2020	INC./DEC.
AZ	ARIZONA	169	12	-157
BD	BORDER	42	0	-42
CO	COLORADO	101	38	-63
GA	GEORGIA	170	26	-144
LA	LOUISIANA	77	0	-77
ME	MAINE	54	3	-51
MS	MISSISSIPPI	39	0	-39
MV	MISSOURI VALLEY	2,344	1,245	-1,099
ND	NORTH DAKOTA	77	0	-77
OH	OHIO	334	91	-243
OK	OKLAHOMA	7	0	-7
OZ	OZARK	65	3	-62
PC	PACIFIC	1,152	1,205	53
PN	PACIFIC NORTHWEST	188	15	-173
SD	SOUTH DAKOTA	300	69	-231
SE	SOUTHEASTERN	79	25	-54
SN	SIERRA NEVADA	338	0	-338
SR	SNAKE RIVER	0	1	1
UT	UTAH	157	84	-73
TOTAL		5,693	2,817	-2,876

INDIVIDUAL SEASON ATHLETE MEMBERSHIP 2019 VS. 2020

LSC CODE	LSC NAME	2019	2020	INC./DEC.
AK	ALASKA	71	11	-60
CC	CENTRAL CALIFORNIA	17	13	-4
GU	GULF	243	76	-167
IA	IOWA	496	189	-307
IE	INLAND EMPIRE	72	26	-46
LE	LAKE ERIE	218	34	-184
MD	MARYLAND	17	10	-7
MI	MICHIGAN	586	233	-353
MT	MONTANA	57	16	-41
NC	NORTH CAROLINA	145	100	-45
OH	OHIO	107	131	24
PC	PACIFIC	0	9	9
SD	SOUTH DAKOTA	0	48	48
SE	SOUTHEASTERN	108	57	-51
SN	SIERRA NEVADA	469	297	-172
SR	SNAKE RIVER	0	1	1
VA	VIRGINIA	0	7	7
WT	WEST TEXAS	38	0	-38
WV	WEST VIRGINIA	2	0	-2
TOTAL		2,646	1,258	-1,388

**NEWS/RENEWS BY AGE GROUPS –
2020 SEASON 1 ATHLETE MEMBERSHIP**

AGE	NEW FEMALE	RENEW FEMALE	TOTAL FEMALE	NEW MALE	RENEW MALE	TOTAL MALE	GRAND TOTAL
8 & UNDER	102	40	142	52	23	75	217
9	42	47	89	33	34	67	156
10	46	67	113	30	35	65	178
11	49	51	100	34	54	88	188
12	45	61	106	27	50	77	183
13	34	74	108	27	52	79	187
14	25	58	83	23	53	76	159
15	7	56	63	8	40	48	111
16	14	68	82	14	42	56	138
17	10	64	74	6	37	43	117
18	4	45	49	4	25	29	78
19 & OVER	2	155	157	7	91	98	255
TOTAL	380	786	1,166	265	536	801	1,967

New membership is defined as someone who has not been registered since 1994. Renewed membership is defined as someone who prior to registering for 2020 had been registered as any membership type in any year since 1994. Ages are calculated as of December 31, 2020.

2019 VS. 2020 SEASON 1 ATHLETE MEMBERSHIP

AGE	2019 FEMALE	2020 FEMALE	INC./DEC.	2019 MALE	2020 MALE	INC./DEC.	2019 TOTAL F/M	2020 TOTAL F/M	INC./DEC.
8 & UNDER	1,097	142	-955	893	75	-818	1,990	217	-1,773
9	556	89	-467	424	67	-357	980	156	-824
10	587	113	-474	479	65	-414	1,066	178	-888
11	633	100	-533	442	88	-354	1,075	188	-887
12	593	106	-487	440	77	-363	1,033	183	-850
13	499	108	-391	379	79	-300	878	187	-691
14	404	83	-321	349	76	-273	753	159	-594
15	412	63	-349	331	48	-283	743	111	-632
16	341	82	-259	284	56	-228	625	138	-487
17	258	74	-184	200	43	-157	458	117	-341
18	112	49	-63	115	29	-86	227	78	-149
19 & OVER	306	157	-149	255	98	-157	561	255	-306
TOTAL	5,798	1,166	-4,632	4,591	801	-3,790	10,389	1,967	-8,422

**NEWS/RENEWS BY AGE GROUPS –
2020 SEASON 2 ATHLETE MEMBERSHIP**

AGE	NEW FEMALE	RENEW FEMALE	TOTAL FEMALE	NEW MALE	RENEW MALE	TOTAL MALE	GRAND TOTAL
8 & UNDER	155	122	277	128	96	224	501
9	71	113	184	56	82	138	322
10	56	115	171	63	98	161	332
11	49	121	170	50	93	143	313
12	57	131	188	39	81	120	308
13	37	106	143	39	95	134	277
14	31	88	119	20	72	92	211
15	17	72	89	14	63	77	166
16	10	74	84	23	43	66	150
17	12	48	60	4	43	47	107
18	2	32	34	6	22	28	62
19 & OVER	0	27	27	2	39	41	68
TOTAL	497	1,049	1,546	444	827	1,271	2,817

New membership is defined as someone who has not been registered since 1994. Renewed membership is defined as someone who prior to registering for 2020 had been registered as any membership type in any year since 1994. Ages are calculated as of December 31, 2020.

2019 VS. 2020 SEASON 2 ATHLETE MEMBERSHIP

AGE	2019 FEMALE	2020 FEMALE	INC./DEC.	2019 MALE	2020 MALE	INC./DEC.	2019 TOTAL F/M	2020 TOTAL F/M	INC./DEC.
8 & UNDER	681	277	-404	490	224	-266	1,171	501	-670
9	363	184	-179	272	138	-134	635	322	-313
10	362	171	-191	309	161	-148	671	332	-339
11	386	170	-216	271	143	-128	657	313	-344
12	300	188	-112	246	120	-126	546	308	-238
13	277	143	-134	218	134	-84	495	277	-218
14	222	119	-103	188	92	-96	410	211	-199
15	192	89	-103	155	77	-78	347	166	-181
16	144	84	-60	118	66	-52	262	150	-112
17	116	60	-56	87	47	-40	203	107	-96
18	65	34	-31	57	28	-29	122	62	-60
19 & OVER	80	27	-53	94	41	-53	174	68	-106
TOTAL	3,188	1,546	-1,642	2,505	1,271	-1,234	5,693	2,817	-2,876

NEWS/RENEWS BY AGE GROUPS 2020 INDIVIDUAL SEASON ATHLETE MEMBERSHIP

AGE	NEW FEMALE	RENEW FEMALE	TOTAL FEMALE	NEW MALE	RENEW MALE	TOTAL MALE	GRAND TOTAL
8 & UNDER	42	11	53	31	18	49	102
9	34	24	58	22	18	40	98
10	35	28	63	28	24	52	115
11	28	35	63	26	31	57	120
12	30	45	75	19	19	38	113
13	15	44	59	12	32	44	103
14	17	37	54	14	28	42	96
15	24	42	66	9	23	32	98
16	10	36	46	8	29	37	83
17	14	39	53	13	32	45	98
18	4	25	29	5	21	26	55
19 & OVER	7	100	107	4	66	70	177
TOTAL	260	466	726	191	341	532	1,258

New membership is defined as someone who has not been registered since 1994. Renewed membership is defined as someone who prior to registering for 2020 had been registered as any membership type in any year since 1994. Ages are calculated as of December 31, 2020.

2019 VS. 2020 INDIVIDUAL SEASON ATHLETE MEMBERSHIP

AGE	2019 FEMALE	2020 FEMALE	INC./DEC.	2019 MALE	2020 MALE	INC./DEC.	2019 TOTAL F/M	2020 TOTAL F/M	INC./DEC.
8 & UNDER	205	53	-152	148	49	-99	353	102	-251
9	140	58	-82	126	40	-86	266	98	-168
10	171	63	-108	123	52	-71	294	115	-179
11	165	63	-102	119	57	-62	284	120	-164
12	159	75	-84	98	38	-60	257	113	-144
13	128	59	-69	115	44	-71	243	103	-140
14	105	54	-51	92	42	-50	197	96	-101
15	93	66	-27	85	32	-53	178	98	-80
16	79	46	-33	101	37	-64	180	83	-97
17	56	53	-3	71	45	-26	127	98	-29
18	36	29	-7	32	26	-6	68	55	-13
19 & OVER	112	107	-5	87	70	-17	199	177	-22
TOTAL	1,449	726	-723	1,197	532	-665	2,646	1,258	-1,388

NEWS/RENEWS BY AGE GROUPS 2020 COMBINED SEASONAL ATHLETE MEMBERSHIP

(includes Season 1, Season 2 and Individual Season)

AGE	NEW FEMALE	RENEW FEMALE	TOTAL FEMALE	% OF TOTAL ATHLETES	NEW MALE	RENEW MALE	TOTAL MALE	% OF TOTAL ATHLETES	GRAND TOTAL	% OF TOTAL ATHLETES
8 & UNDER	299	173	472	7.8%	211	137	348	5.8%	820	13.6%
9	147	184	331	5.5%	111	134	245	4.1%	576	9.5%
10	137	210	347	5.7%	121	157	278	4.6%	625	10.3%
11	126	207	333	5.5%	110	178	288	4.8%	621	10.3%
12	132	237	369	6.1%	85	150	235	3.9%	604	10.0%
13	86	224	310	5.1%	78	179	257	4.3%	567	9.4%
14	73	183	256	4.2%	57	153	210	3.5%	466	7.7%
15	48	170	218	3.6%	31	126	157	2.6%	375	6.2%
16	34	178	212	3.5%	45	114	159	2.6%	371	6.1%
17	36	151	187	3.1%	23	112	135	2.2%	322	5.3%
18	10	102	112	1.9%	15	68	83	1.4%	195	3.2%
19 & OVER	9	282	291	4.8%	13	196	209	3.5%	500	8.3%
TOTAL	1,137	2,301	3,438	56.9%	900	1,704	2,604	43.1%	6,042	

New membership is defined as someone who has not been registered since 1994. Renewed membership is defined as someone who prior to registering for 2020 had been registered as any membership type in any year since 1994. Ages are calculated as of December 31, 2020. The average age of a seasonal athlete is 12.

2019 VS. 2020 COMBINED SEASONAL ATHLETE MEMBERSHIP

(includes Season 1, Season 2 and Individual Season)

AGE	2019 FEMALE	2020 FEMALE	INC./DEC.	2019 MALE	2020 MALE	INC./DEC.	2019 TOTAL F/M	2020 TOTAL F/M	INC./DEC.
8 & UNDER	1,983	472	-1,511	1,531	348	-1,183	3,514	820	-2,694
9	1,059	331	-728	822	245	-577	1,881	576	-1,305
10	1,120	347	-773	911	278	-633	2,031	625	-1,406
11	1,184	333	-851	832	288	-544	2,016	621	-1,395
12	1,052	369	-683	784	235	-549	1,836	604	-1,232
13	904	310	-594	712	257	-455	1,616	567	-1,049
14	731	256	-475	629	210	-419	1,360	466	-894
15	697	218	-479	571	157	-414	1,268	375	-893
16	564	212	-352	503	159	-344	1,067	371	-696
17	430	187	-243	358	135	-223	788	322	-466
18	213	112	-101	204	83	-121	417	195	-222
19 & OVER	498	291	-207	436	209	-227	934	500	-434
TOTAL	10,435	3,438	-6,997	8,293	2,604	-5,689	18,728	6,042	-12,686

2020 SEASONAL ATHLETE MEMBERS WITH A DISABILITY

(includes Season 1, Season 2 and Individual Season)

Athletes are asked, but not mandated, to provide disability information on the registration form.

LSC CODE	LSC NAME	BLIND OR VISUALLY IMPAIRED		DEAF OR HARD OF HEARING		PHYSICAL DISABILITY		COGNITIVE DISABILITY		NO. OF ATHLETES
		FEMALE	MALE	FEMALE	MALE	FEMALE	MALE	FEMALE	MALE	
AD	ADIRONDACK	0	0	0	0	0	0	0	1	1
AK	ALASKA	0	0	0	0	0	0	0	0	0
AM	ALLEGHENY MOUNTAIN	1	0	1	0	0	0	0	2	3
AR	ARKANSAS	0	0	0	0	0	0	0	0	0
AZ	ARIZONA	0	0	0	0	0	0	0	0	0
BD	BORDER	0	0	0	0	0	0	0	0	0
CA	SOUTHERN CALIFORNIA	0	0	0	1	0	0	0	1	1
CC	CENTRAL CALIFORNIA	1	0	0	0	0	0	0	0	1
CO	COLORADO	0	0	0	0	0	0	1	0	1
CT	CONNECTICUT	0	0	0	0	0	0	0	0	0
FG	FLORIDA GOLD COAST	0	0	0	0	0	0	0	0	0
FL	FLORIDA	0	0	0	0	0	0	1	0	1
GA	GEORGIA	0	0	0	0	1	0	0	0	1
GU	GULF	0	0	0	0	0	0	0	0	0
HI	HAWAIIAN	0	0	0	0	0	0	0	0	0
IA	IOWA	0	0	0	1	0	0	1	3	5
IE	INLAND EMPIRE	0	0	0	0	0	0	0	1	1
IL	ILLINOIS	0	0	0	0	0	0	0	0	0
IN	INDIANA	0	0	0	0	1	0	0	0	1
KY	KENTUCKY	0	0	0	0	0	0	0	0	0
LA	LOUISIANA	0	0	0	0	0	0	0	0	0
LE	LAKE ERIE	0	0	0	0	0	0	0	0	0
MA	MIDDLE ATLANTIC	0	0	0	0	0	0	0	0	0
MD	MARYLAND	0	0	0	0	0	0	0	0	0
ME	MAINE	0	0	0	0	0	0	0	0	0
MI	MICHIGAN	0	0	0	0	0	0	0	1	1
MN	MINNESOTA	2	0	0	1	1	0	0	1	4
MR	METROPOLITAN	0	0	0	0	0	0	0	0	0
MS	MISSISSIPPI	0	0	0	0	0	0	0	0	0
MT	MONTANA	0	0	0	0	0	0	0	0	0

2020 SEASONAL ATHLETE MEMBERS WITH A DISABILITY

(includes Season 1, Season 2 and Individual Season)

Athletes are asked, but not mandated, to provide disability information on the registration form.

LSC CODE	LSC NAME	BLIND OR VISUALLY IMPAIRED		DEAF OR HARD OF HEARING		PHYSICAL DISABILITY		COGNITIVE DISABILITY		NO. OF ATHLETES
		FEMALE	MALE	FEMALE	MALE	FEMALE	MALE	FEMALE	MALE	
MV	MISSOURI VALLEY	0	0	0	0	0	0	1	2	3
MW	MIDWESTERN	0	0	0	0	0	0	0	0	0
NC	NORTH CAROLINA	1	0	0	0	0	0	0	0	1
ND	NORTH DAKOTA	0	0	0	0	0	0	0	0	0
NE	NEW ENGLAND	0	0	0	0	0	0	0	0	0
NI	NIAGARA	0	0	0	0	0	0	0	0	0
NJ	NEW JERSEY	0	0	0	0	0	0	0	0	0
NM	NEW MEXICO	0	0	0	0	0	0	0	0	0
NT	NORTH TEXAS	0	0	0	0	1	0	0	0	1
OH	OHIO	0	1	1	0	0	0	1	1	4
OK	OKLAHOMA	0	0	0	0	0	0	0	0	0
OR	OREGON	0	0	0	0	0	0	0	0	0
OZ	OZARK	0	0	0	0	0	0	0	0	0
PC	PACIFIC	0	0	1	3	0	0	0	3	6
PN	PACIFIC NORTHWEST	0	0	0	0	0	0	0	0	0
PV	POTOMAC VALLEY	0	0	0	0	0	0	0	0	0
SC	SOUTH CAROLINA	0	0	0	0	0	0	0	0	0
SD	SOUTH DAKOTA	0	0	0	1	0	0	0	0	1
SE	SOUTHEASTERN	0	1	1	1	0	0	0	0	3
SI	SAN DIEGO-IMPERIAL	0	0	0	0	0	0	0	0	0
SN	SIERRA NEVADA	1	2	0	2	1	0	0	2	8
SR	SNAKE RIVER	0	0	0	0	0	0	0	0	0
ST	SOUTH TEXAS	0	0	0	0	0	0	0	0	0
UT	UTAH	0	0	0	0	0	0	0	3	3
VA	VIRGINIA	0	0	0	0	0	0	0	0	0
WI	WISCONSIN	0	0	0	1	0	0	0	0	1
WT	WEST TEXAS	0	0	0	0	0	0	0	0	0
WV	WEST VIRGINIA	0	0	0	0	0	0	0	0	0
WY	WYOMING	0	0	0	0	0	0	0	0	0
TOTAL		6	4	4	11	5	0	5	21	52

2020 SEASONAL ATHLETE MEMBERSHIP – ETHNICITY

(includes Season 1, Season 2 and Individual Season)

Athletes are asked, but not mandated, to provide ethnicity information on the registration form.

LSC CODE	LSC NAME	AFRICAN AMERICAN OR BLACK		AMER. IND. AND ALASKA NATIVE		ASIAN		HISPANIC OR LATINO		NATIVE HAW. AND OTHER PAC. ISL.		WHITE		OTHER		MIXED		NO RESPONSE	
		FEMALE	MALE	FEMALE	MALE	FEMALE	MALE	FEMALE	MALE	FEMALE	MALE	FEMALE	MALE	FEMALE	MALE	FEMALE	MALE	FEMALE	MALE
AD	ADIRONDACK	0	0	0	0	6	7	0	1	0	0	41	25	0	1	4	1	44	31
AK	ALASKA	0	0	1	0	0	2	0	1	0	0	13	9	0	0	2	3	27	13
AD	ADIRONDACK	0	0	0	0	0	0	0	0	0	0	3	2	0	0	0	0	0	1
AK	ALASKA	0	0	0	0	0	1	0	0	0	0	1	2	0	0	1	0	3	3
AM	ALLEGHENY MOUNTAIN	0	2	0	0	1	2	0	0	0	0	27	12	0	0	0	0	4	2
AR	ARKANSAS	0	0	0	0	0	0	0	0	0	0	9	3	2	0	0	0	0	0
AZ	ARIZONA	0	0	0	0	1	0	2	2	0	0	8	7	0	0	4	3	6	6
CA	SOUTHERN CALIFORNIA	1	3	0	0	0	3	1	2	0	0	11	29	0	0	6	5	27	28
CC	CENTRAL CALIFORNIA	0	0	0	0	0	0	1	1	0	0	5	1	0	0	0	1	1	3
CO	COLORADO	1	0	0	1	0	1	3	4	0	0	111	52	2	0	10	4	124	79
CT	CONNECTICUT	0	0	0	0	0	0	0	0	0	0	6	1	0	0	0	1	7	3
FL	FLORIDA	2	2	0	0	0	0	5	2	0	0	55	47	0	2	4	4	43	29
GA	GEORGIA	7	5	0	0	1	4	1	0	0	1	36	21	0	0	2	3	41	33
GU	GULF	1	0	0	0	1	1	3	5	0	0	20	17	0	0	4	3	11	10
IA	IOWA	1	0	1	0	3	5	1	1	0	0	86	60	2	1	2	0	18	8
IE	INLAND EMPIRE	0	0	0	0	0	0	0	0	0	0	15	7	0	1	1	0	1	1
IN	INDIANA	0	0	0	0	0	2	0	0	0	0	35	11	0	1	0	3	6	8
LA	LOUISIANA	0	1	0	0	0	0	0	0	0	0	0	0	0	0	0	0	3	2
LE	LAKE ERIE	0	0	0	0	0	0	0	0	0	0	10	15	0	0	0	1	6	2
MD	MARYLAND	0	0	0	0	0	0	0	0	0	0	4	5	0	0	0	0	0	1
ME	MAINE	0	0	0	0	1	0	0	0	0	0	44	37	0	0	1	2	8	10
MI	MICHIGAN	1	2	0	0	4	1	0	3	0	0	79	63	0	1	9	7	39	24
MN	MINNESOTA	1	0	0	0	10	1	2	1	0	0	116	55	0	0	10	3	65	26
MS	MISSISSIPPI	0	0	0	0	0	0	0	0	0	0	2	2	0	0	0	0	2	3
MT	MONTANA	0	0	0	0	0	0	0	0	0	0	2	2	0	0	0	0	9	3
MV	MISSOURI VALLEY	1	0	1	0	0	0	7	10	0	0	173	125	0	0	12	10	502	404
NC	NORTH CAROLINA	0	0	0	0	0	1	0	1	0	0	15	6	0	0	0	0	48	29
ND	NORTH DAKOTA	0	0	1	0	0	0	0	2	0	0	37	24	0	0	0	0	15	5

2020 SEASONAL ATHLETE MEMBERSHIP – ETHNICITY

(includes Season 1, Season 2 and Individual Season)

Athletes are asked, but not mandated, to provide ethnicity information on the registration form.

LSC CODE	LSC NAME	AFRICAN AMERICAN OR BLACK		AMER. IND. AND ALASKA NATIVE		ASIAN		HISPANIC OR LATINO		NATIVE HAW. AND OTHER PAC. ISL.		WHITE		OTHER		MIXED		NO RESPONSE	
		FEMALE	MALE	FEMALE	MALE	FEMALE	MALE	FEMALE	MALE	FEMALE	MALE	FEMALE	MALE	FEMALE	MALE	FEMALE	MALE	FEMALE	MALE
NI	NIAGARA	0	0	0	0	0	0	0	0	0	0	3	3	0	0	0	0	6	2
NT	NORTH TEXAS	1	0	0	0	1	0	0	0	0	0	1	3	0	0	0	0	11	6
OH	OHIO	4	1	1	0	1	1	1	2	0	0	101	63	0	0	5	7	17	18
OZ	OZARK	0	0	0	0	0	0	0	0	0	0	1	2	0	0	0	0	0	0
PC	PACIFIC	1	3	0	0	32	66	13	9	2	0	124	120	3	10	56	33	466	371
PN	PACIFIC NORTHWEST	0	0	0	0	0	1	0	0	0	0	3	6	0	0	0	2	2	2
PV	POTOMAC VALLEY	0	0	0	0	0	0	1	1	0	0	4	0	2	4	1	0	1	1
SC	SOUTH CAROLINA	0	0	0	0	0	0	0	0	0	0	2	0	0	0	0	0	0	0
SD	SOUTH DAKOTA	0	0	0	1	0	1	0	0	0	0	35	23	0	0	0	0	36	21
SE	SOUTHEASTERN	2	0	0	0	5	2	1	0	0	0	84	49	0	0	1	5	89	81
SN	SIERRA NEVADA	1	1	1	0	4	3	5	3	0	2	51	38	1	2	24	12	78	71
SR	SNAKE RIVER	0	0	0	0	0	0	0	0	0	0	2	5	0	0	0	0	1	0
UT	UTAH	0	0	0	0	0	1	0	0	0	0	40	38	0	0	2	4	13	7
VA	VIRGINIA	0	0	0	0	0	0	0	0	0	0	1	4	0	0	1	1	0	0
WI	WISCONSIN	0	0	0	0	0	0	0	0	0	0	38	20	0	0	4	4	9	7
WY	WYOMING	0	0	0	0	0	0	0	0	0	0	4	3	0	0	0	0	0	0
TOTAL		25	20	5	2	65	97	47	49	2	3	1,404	983	12	22	160	118	1,718	1,310
% OF TOTAL SEASONAL ATHLETES (6,042)		.4%	.3%	.1%	.03%	1.1%	1.6%	.8%	.8%	.03%	.05%	23.2%	16.3%	.2%	.4%	2.6%	2.0%	28.4%	21.7%

NOTE: 50.1% of athletes did not respond to the ethnicity question on their registration form. Response to this question is not mandatory.

Single-Meet Open Water Athlete Membership

At the option of the Local Swimming Committee (LSC), single-meet open water athlete membership may be offered for the specific date(s) of an open water competition(s). The athlete must compete unattached. Single-meet open water athletes may compete in USA Swimming competitions below the Zone Championship level.

All single-meet open water athletes join USA Swimming through their LSC, one of 59 local organizations responsible for administering USA Swimming activities in a defined geographical area. Within each LSC, a designated Registration/Membership Chair is

responsible for providing athlete information and applications to all interested individuals.

There is no limit to how many times an athlete can join as a single-meet open water member during a given registration year. Single-meet open water membership is valid for a period of three days.

Single-meet open water membership provides liability and secondary accident medical insurance coverage for the designated period of the membership.

2019 VS. 2020 SINGLE-MEET OPEN WATER ATHLETE MEMBERSHIP

LSC CODE	LSC NAME	2019	2020	INC./DEC.
CO	COLORADO	0	10	10
CT	CONNECTICUT	13	0	-13
FL	FLORIDA	3	0	-3
GU	GULF	22	5	-17
MA	MIDDLE ATLANTIC	60	0	-60
MR	METROPOLITAN	0	12	12
MN	MINNESOTA	5	0	-5
NC	NORTH CAROLINA	45	5	-40
NI	NIAGARA	1	0	-1
OH	OHIO	1	0	-1
PC	PACIFIC	1	0	-1
TOTAL		151	32	-119

For registration year 2020, number of LSCs with single-meet open water memberships – 4.

NEWS/RENEWS BY AGE GROUPS 2020 SINGLE-MEET OPEN WATER ATHLETE MEMBERSHIP

AGE	NEW FEMALE	RENEW FEMALE	TOTAL FEMALE	NEW MALE	RENEW MALE	TOTAL MALE	GRAND TOTAL
12	0	0	0	1	0	1	1
17	0	0	0	0	1	1	1
19 & OVER	8	8	16	11	3	14	30
TOTAL	8	8	16	12	4	16	32

New membership is defined as someone who has not been registered since 1994. Renewed membership is defined as someone who prior to registering for 2020 had been registered as any membership type in any year since 1994. Ages are calculated as of December 31, 2020.

2019 VS. 2020 SINGLE-MEET OPEN WATER ATHLETE MEMBERSHIP

AGE	2019 FEMALE	2020 FEMALE	INC./DEC.	2019 MALE	2020 MALE	INC./DEC.	2019 TOTAL F/M	2020 TOTAL F/M	INC./DEC.
8 & UNDER	0	0	0	1	0	-1	1	0	-1
9	0	0	0	0	0	0	1	0	-1
10	0	0	0	0	0	0	0	0	0
11	0	0	0	0	0	0	0	0	0
12	1	0	-1	1	1	0	2	1	-1
13	1	0	-1	0	0	0	1	0	-1
14	0	0	0	0	0	0	0	0	0
15	1	0	-1	0	0	0	1	0	-1
16	2	0	-2	0	0	0	3	0	-3
17	2	0	-2	0	1	1	2	1	-1
18	0	0	0	0	0	0	0	0	0
19 & OVER	38	16	-22	38	14	-24	140	30	-110
TOTAL	45	16	-29	40	16	-24	151	32	-119

2020 SINGLE-MEET OPEN WATER ATHLETE MEMBERS WITH A DISABILITY

Athletes are asked, but not mandated, to provide disability information on the registration form

LSC CODE	LSC NAME	BLIND OR VISUALLY IMPAIRED		DEAF OR HARD OF HEARING		PHYSICAL DISABILITY		COGNITIVE DISABILITY		NO. OF ATHLETES
		FEMALE	MALE	FEMALE	MALE	FEMALE	MALE	FEMALE	MALE	
NC	NORTH CAROLINA	0	0	1	0	0	0	0	0	1
TOTAL		0	0	1	0	0	0	0	0	1

2020 SINGLE-MEET MEMBERSHIP – ETHNICITY

Athletes are asked, but not mandated, to provide ethnicity information on the registration form.

LSC CODE	LSC NAME	AFRICAN AMERICAN OR BLACK		AMER. IND. AND ALASKA NATIVE		ASIAN		HISPANIC OR LATINO		NATIVE HAW. AND OTHER PAC. ISL.		WHITE		OTHER		MIXED		NO RESPONSE	
		FEMALE	MALE	FEMALE	MALE	FEMALE	MALE	FEMALE	MALE	FEMALE	MALE	FEMALE	MALE	FEMALE	MALE	FEMALE	MALE	FEMALE	MALE
CO	COLORADO	0	0	0	0	0	0	0	0	0	0	2	0	0	0	0	0	4	4
GU	GULF	0	0	0	0	0	0	0	0	0	0	1	1	0	0	0	0	3	0
MR	METROPOLITAN	0	0	0	0	0	0	0	0	0	0	0	2	0	0	0	0	2	8
NC	NORTH CAROLINA	0	0	0	0	0	0	0	0	0	0	4	1	0	0	0	0	0	0
TOTAL		0	0	0	0	0	0	0	0	0	0	7	4	0	0	0	0	9	12
% OF TOTAL SEASONAL ATHLETES (32)		0%	0%	0%	0%	0%	0%	0%	0%	0%	0%	21.0%	12.5%	0%	0%	0%	0%	28.1%	37.5%

NOTE: 65% of athletes did not respond to the ethnicity question on their registration form. Response to this question is not mandatory.



Year-Round Club Membership

All clubs join USA Swimming through their Local Swimming Committee (LSC), one of 59 local organizations responsible for administering USA Swimming activities in a defined geographical area. Within each LSC, a designated Registration/ Membership Chair is responsible for providing information and applications to all interested groups.

Year-round club membership is for a calendar year period (January - December). New club memberships processed on or after September 1 are valid through December 31 of the following year.

All USA Swimming registered year-round clubs have liability insurance coverage.

YEAR-ROUND CLUB MEMBERSHIP BY LSC – 2019 VS. 2020

LSC CODE	LSC NAME	2019	2020	INC./DEC.	LSC CODE	LSC NAME	2019	2020	INC./DEC.
AD	ADIRONDACK	32	30	-2	MV	MISSOURI VALLEY	48	45	-3
AK	ALASKA	24	27	3	MW	MIDWESTERN	33	32	-1
AM	ALLEGHENY MOUNTAIN	51	49	-2	NC	NORTH CAROLINA	84	84	0
AR	ARKANSAS	17	16	-1	ND	NORTH DAKOTA	15	14	-1
AZ	ARIZONA	46	48	2	NE	NEW ENGLAND	104	99	-5
BD	BORDER	8	8	0	NI	NIAGARA	77	75	-2
CA	SOUTHERN CALIFORNIA	181	167	-14	NJ	NEW JERSEY	77	73	-4
CC	CENTRAL CALIFORNIA	14	14	0	NM	NEW MEXICO	23	23	0
CO	COLORADO	72	73	1	NT	NORTH TEXAS	27	27	0
CT	CONNECTICUT	69	67	-2	OH	OHIO	64	69	5
FG	FLORIDA GOLD COAST	63	60	-3	OK	OKLAHOMA	20	18	-2
FL	FLORIDA	99	96	-3	OR	OREGON	64	60	-4
GA	GEORGIA	61	60	-1	OZ	OZARK	32	27	-5
GU	GULF	62	61	-1	PC	PACIFIC	126	115	-11
HI	HAWAIIAN	30	30	0	PN	PACIFIC NORTHWEST	56	57	1
IA	IOWA	35	34	-1	PV	POTOMAC VALLEY	50	50	0
IE	INLAND EMPIRE	16	17	1	SC	SOUTH CAROLINA	33	32	-1
IL	ILLINOIS	120	114	-6	SD	SOUTH DAKOTA	18	16	-2
IN	INDIANA	117	112	-5	SE	SOUTHEASTERN	77	75	-2
KY	KENTUCKY	27	28	1	SI	SAN DIEGO-IMPERIAL	33	32	-1
LA	LOUISIANA	26	27	1	SN	SIERRA NEVADA	50	50	0
LE	LAKE ERIE	38	42	4	SR	SNAKE RIVER	11	11	0
MA	MIDDLE ATLANTIC	142	143	1	ST	SOUTH TEXAS	44	46	2
MD	MARYLAND	43	45	2	UT	UTAH	32	32	0
ME	MAINE	24	23	-1	VA	VIRGINIA	48	46	-2
MI	MICHIGAN	85	81	-4	WI	WISCONSIN	62	66	4
MN	MINNESOTA	65	66	1	WT	WEST TEXAS	8	7	-1
MR	METROPOLITAN	86	88	2	WV	WEST VIRGINIA	13	12	-1
MS	MISSISSIPPI	12	12	0	WY	WYOMING	23	23	0
MT	MONTANA	16	16	0	TOTAL		3,033	2,970	-63

Of the 2,970 year-round clubs registered in 2020, 46 are "organizations." Organizations are group members which conduct a program in swimming (schools, recreation districts, swim leagues, YMCA, AAU, zone of LSCs) which may also have USA Swimming member clubs within its program; other groups which are composed of persons joined together in support of swimming or some aspect of it (Rotary Club, Boy Scouts, athletic clubs, Chamber of Commerce, city government) or anyone who evidences an interest in the sport of swimming and wishes to support it. Organizations do not have athletes, coaches or insurance coverage.



COUNT OF YEAR-ROUND CLUBS BY NUMBER OF YEAR-ROUND ATHLETE MEMBERS REGISTERED FOR 2020

NO. OF MEMBERS	NO. OF CLUBS	% OF TOTAL CLUBS	TOTAL MEMBERS	% OF TOTAL MEMBERS	AVG. NO. OF MEMBERS PER CLUB
1 TO 50	1,015	35.9%	25,709	8.2%	25
51 TO 100	784	27.8%	57,325	18.2%	73
101 TO 150	386	13.7%	47,644	15.1%	123
151 TO 200	235	8.3%	41,119	13.1%	175
201 TO 250	143	5.1%	31,576	10.2%	227
251 TO 500	211	7.5%	70,160	22.1%	330
501 TO 1,000	44	1.6%	30,106	9.6%	684
1,001 OR MORE	6	0.2%	10,809	3.4%	1,802
TOTAL	2,824		314,448		111

Seasonal Club Membership

At the option of the LSC, seasonal club membership may be offered for one or two periods of not more than 150 days per period. The seasonal membership program offers a competitive swimming program to clubs who have athletes that swim for only part of the year. They may compete in USA Swimming competitions below the Zone Championship level.

Committee (LSC), one of 59 local organizations responsible for administering USA Swimming activities in a defined geographical area. Within each LSC, a designated Registration/Membership Chair is responsible for providing information and applications to all interested groups.

All clubs join USA Swimming through their Local Swimming

All USA Swimming registered seasonal clubs have liability insurance coverage for the designated period of the membership.

SEASON 1 CLUB MEMBERSHIP BY LSC – 2019 VS. 2020

LSC CODE	LSC NAME	2019	2020	INC./DEC.
AD	ADIRONDACK	1	0	-1
CA	SOUTHERN CALIFORNIA	4	1	-3
CO	COLORADO	24	10	-14
FL	FLORIDA	13	3	-10
GA	GEORGIA	14	13	-1
IA	IOWA	3	0	-3
LE	LAKE ERIE	2	0	-2
ME	MAINE	0	1	1
NM	NEW MEXICO	1	0	-1
OH	OHIO	5	0	-5
OR	OREGON	4	0	-4
PC	PACIFIC	1	0	-1
SE	SOUTHEASTERN	2	5	3
SI	SAN DIEGO-IMPERIAL	0	1	1
TOTAL		74	34	-40

Number of LSCs with one seasonal club membership period only:

8

Number of LSCs with two seasonal club membership periods:

2

Number of LSCs with no seasonal club memberships:

49

SEASON 2 CLUB MEMBERSHIP BY LSC – 2019 VS. 2020

LSC CODE	LSC NAME	2019	2020	INC./DEC.
CO	COLORADO	5	1	-4
GA	GEORGIA	12	8	-4
LA	LOUISIANA	1	0	-1
MV	MISSOURI VALLEY	18	14	-4
OH	OHIO	2	2	0
PC	PACIFIC	4	2	-2
PN	PACIFIC NORTHWEST	1	0	-1
SD	SOUTH DAKOTA	4	1	-3
TOTAL		47	28	-19



Non-athlete Membership

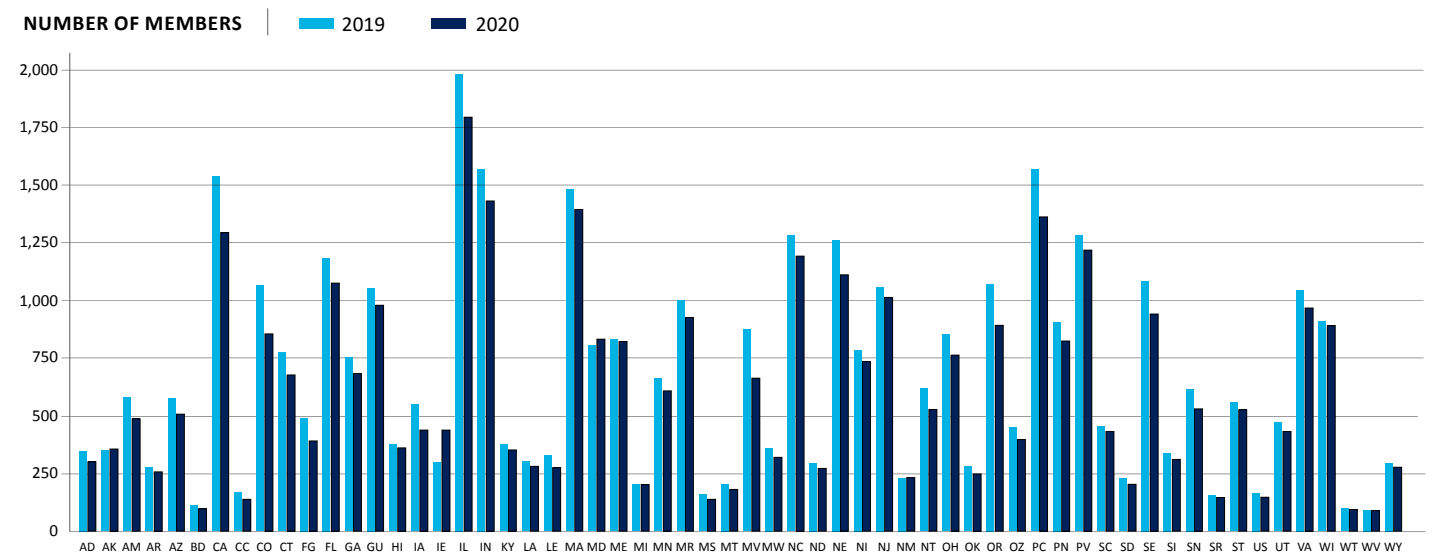
All non-athletes join USA Swimming through their Local Swimming Committee (LSC), one of 59 local organizations responsible for administering USA Swimming activities in a defined geographical area. Within each LSC, a designated Registration/Membership Chair is responsible for providing information and applications to all interested individuals.

Non-athlete membership is for a calendar year period (January – December). New non-athlete memberships processed on or after September 1 are valid through December 31 of the following year.

Non-athlete members are coaches, jr. coaches, officials, board members, parents and other individuals who do not swim. Non-athlete members can be designated as one or more registration types: coach/official, coach/official/other, and official/other.

All non-athlete membership categories provide liability and secondary accident medical insurance coverage.

NON-ATHLETE MEMBERSHIP BY LSC – 2019 VS. 2020



NON-ATHLETE MEMBERSHIP BY LSC – 2019 VS. 2020

LSC CODE	LSC NAME	2019	2020	INC./DEC.	LSC CODE	LSC NAME	2019	2020	INC./DEC.
AD	ADIRONDACK	347	301	-46	MW	MIDWESTERN	360	320	-40
AK	ALASKA	351	356	5	NC	NORTH CAROLINA	1,281	1,192	-89
AM	ALLEGHENY MOUNTAIN	580	487	-93	ND	NORTH DAKOTA	296	272	-24
AR	ARKANSAS	275	257	-18	NE	NEW ENGLAND	1,262	1,111	-151
AZ	ARIZONA	574	507	-67	NI	NIAGARA	786	735	-51
BD	BORDER	112	97	-15	NJ	NEW JERSEY	1,059	1,013	-46
CA	SOUTHERN CALIFORNIA	1,538	1,294	-244	NM	NEW MEXICO	230	232	2
CC	CENTRAL CALIFORNIA	169	138	-31	NT	NORTH TEXAS	618	527	-91
CO	COLORADO	1064	855	-209	OH	OHIO	852	763	-89
CT	CONNECTICUT	775	677	-98	OK	OKLAHOMA	279	248	-31
FG	FLORIDA GOLD COAST	491	391	-100	OR	OREGON	1,072	892	-180
FL	FLORIDA	1,184	1,075	-109	OZ	OZARK	449	397	-52
GA	GEORGIA	752	683	-69	PC	PACIFIC	1,568	1,362	-206
GU	GULF	1,054	979	-75	PN	PACIFIC NORTHWEST	907	824	-83
HI	HAWAIIAN	375	361	-14	PV	POTOMAC VALLEY	1,281	1,218	-63
IA	IOWA	548	438	-110	SC	SOUTH CAROLINA	455	432	-23
IE	INLAND EMPIRE	299	289	-10	SD	SOUTH DAKOTA	228	203	-25
IL	ILLINOIS	1,981	1,794	-187	SE	SOUTHEASTERN	1,085	941	-144
IN	INDIANA	1,570	1,431	-139	SI	SAN DIEGO-IMPERIAL	339	311	-28
KY	KENTUCKY	375	352	-23	SN	SIERRA NEVADA	616	530	-86
LA	LOUISIANA	301	281	-20	SR	SNAKE RIVER	146	140	-6
LE	LAKE ERIE	327	275	-52	ST	SOUTH TEXAS	558	526	-32
MA	MIDDLE ATLANTIC	1,481	1,394	-87	US	USA SWIMMING	166	147	-19
MD	MARYLAND	832	822	-10	UT	UTAH	470	432	-38
ME	MAINE	203	202	-1	VA	VIRGINIA	1,045	967	-78
MI	MICHIGAN	663	608	-55	WI	WISCONSIN	908	891	-17
MN	MINNESOTA	1,001	926	-75	WT	WEST TEXAS	99	94	-5
MR	METROPOLITAN	1,049	962	-87	WV	WEST VIRGINIA	92	89	-3
MS	MISSISSIPPI	160	138	-22	WY	WYOMING	296	277	-19
MT	MONTANA	204	181	-23					
MV	MISSOURI VALLEY	875	663	-212					
TOTAL							40,313	36,300	-4,013

2020 COACHES & OFFICIALS *(included in the non-athlete membership totals on page 46)*

LSC CODE	LSC NAME	PART-TIME COACH	FULL-TIME COACH	TOTAL COACH	OFFICIALS	LSC CODE	LSC NAME	PART-TIME COACH	FULL-TIME COACH	TOTAL COACH	OFFICIALS
AD	ADIRONDACK	168	10	178	80	MW	MIDWESTERN	174	13	187	119
AK	ALASKA	100	24	124	199	NC	NORTH CAROLINA	386	200	586	541
AM	ALLEGHENY MOUNTAIN	219	52	271	136	ND	NORTH DAKOTA	92	6	98	128
AR	ARKANSAS	82	22	104	114	NE	NEW ENGLAND	506	135	641	466
AZ	ARIZONA	220	80	300	193	NI	NIAGARA	394	25	419	276
BD	BORDER	47	0	47	40	NJ	NEW JERSEY	488	57	545	468
CA	SOUTHERN CALIFORNIA	666	277	943	206	NM	NEW MEXICO	105	14	119	105
CC	CENTRAL CALIFORNIA	61	19	80	46	NT	NORTH TEXAS	155	89	244	215
CO	COLORADO	290	133	423	368	OH	OHIO	356	78	434	320
CT	CONNECTICUT	253	110	363	315	OK	OKLAHOMA	111	15	126	94
FG	FLORIDA GOLD COAST	171	84	255	177	OR	OREGON	195	62	257	529
FL	FLORIDA	452	158	610	413	OZ	OZARK	125	32	157	202
GA	GEORGIA	200	166	366	289	PC	PACIFIC	407	238	645	584
GU	GULF	311	153	464	366	PN	PACIFIC NORTHWEST	203	82	285	459
HI	HAWAIIAN	179	8	187	161	PV	POTOMAC VALLEY	472	128	600	588
IA	IOWA	191	36	227	209	SC	SOUTH CAROLINA	163	54	217	180
IE	INLAND EMPIRE	91	16	107	134	SD	SOUTH DAKOTA	58	15	73	131
IL	ILLINOIS	802	175	977	776	SE	SOUTHEASTERN	337	106	443	454
IN	INDIANA	643	54	697	702	SI	SAN DIEGO-IMPERIAL	94	59	153	126
KY	KENTUCKY	90	27	117	214	SN	SIERRA NEVADA	134	52	186	329
LA	LOUISIANA	131	37	168	126	SR	SNAKE RIVER	59	9	68	67
LE	LAKE ERIE	187	20	207	54	ST	SOUTH TEXAS	226	92	318	210
MA	MIDDLE ATLANTIC	732	149	881	493	US	USA SWIMMING	8	3	11	1
MD	MARYLAND	181	24	205	207	UT	UTAH	173	20	193	212
ME	MAINE	46	29	75	107	VA	VIRGINIA	306	115	421	465
MI	MICHIGAN	373	98	471	99	WI	WISCONSIN	363	83	446	375
MN	MINNESOTA	407	93	500	318	WT	WEST TEXAS	55	7	62	30
MR	METROPOLITAN	536	45	581	374	WV	WEST VIRGINIA	49	8	57	43
MS	MISSISSIPPI	56	10	66	65	WY	WYOMING	116	7	123	133
MT	MONTANA	70	5	75	88						
MV	MISSOURI VALLEY	256	33	289	336						
TOTAL								14,521	3,951	18,472	15,255

BREAKDOWN, BY CATEGORY, OF NON-ATHLETE MEMBERS REGISTERED IN 2020

INDIVIDUAL	36,300
LIFE – NEW	35
LIFE – FROM PRIOR YEARS	532
TOTAL	36,867

COACHES

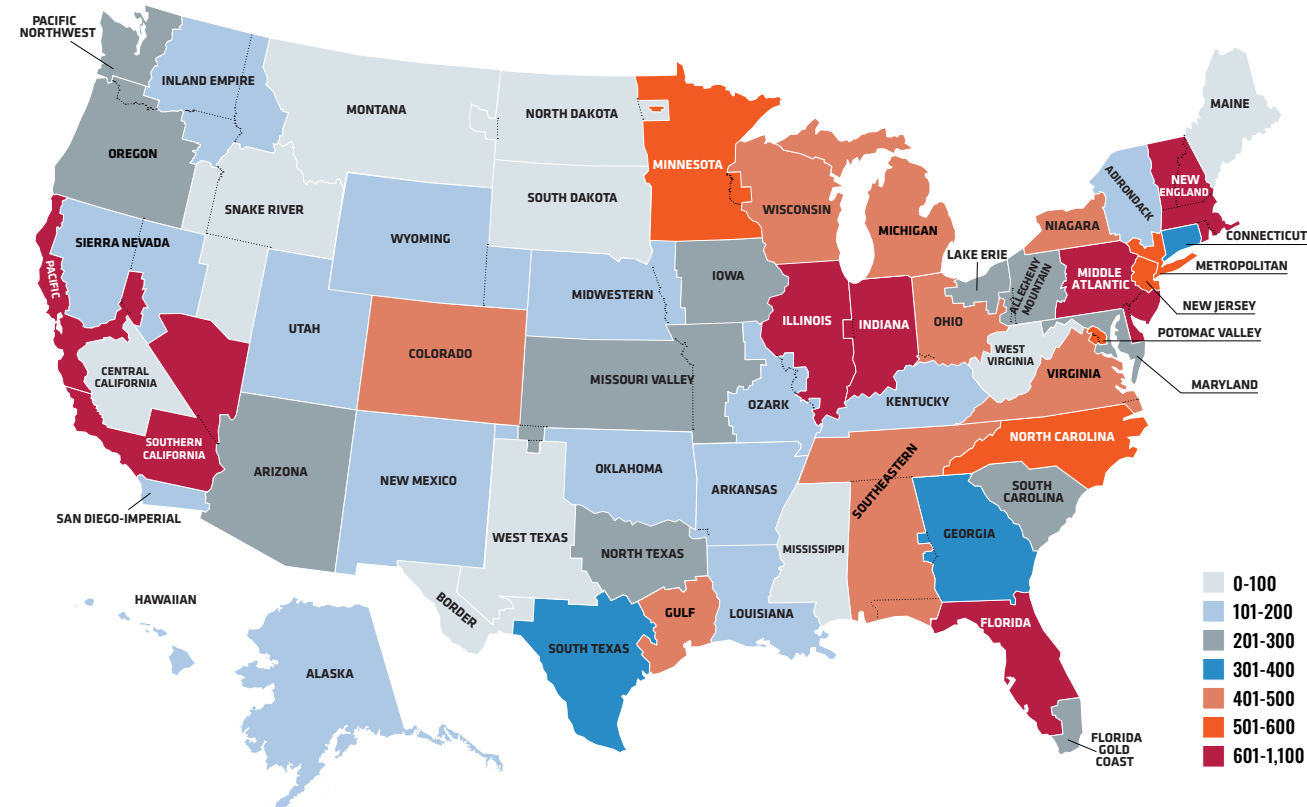


OFFICIALS



2020 NON-ATHLETE COACH MEMBERSHIP BY LSC

(included in the non-athlete membership totals on page 46)

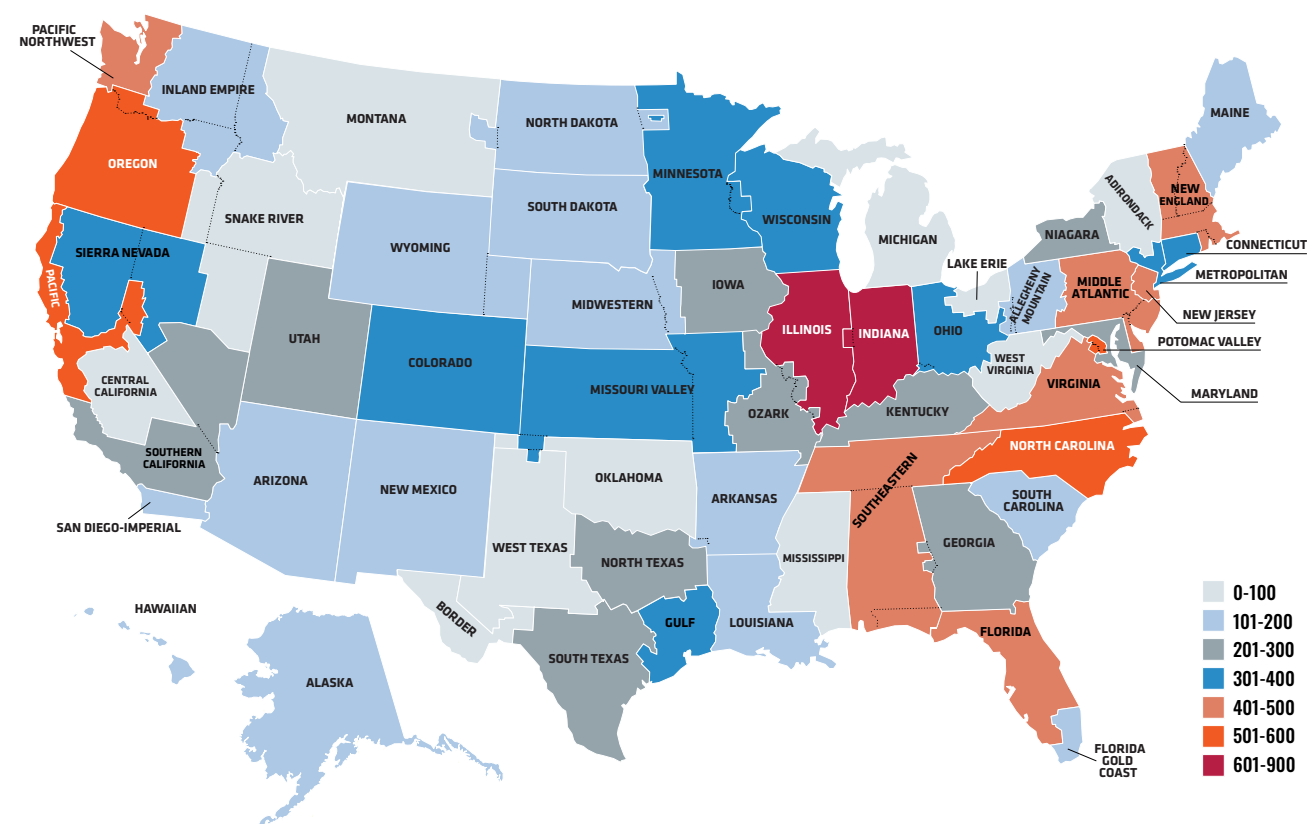


2020 NON-ATHLETE OTHER MEMBERSHIP BY LSC

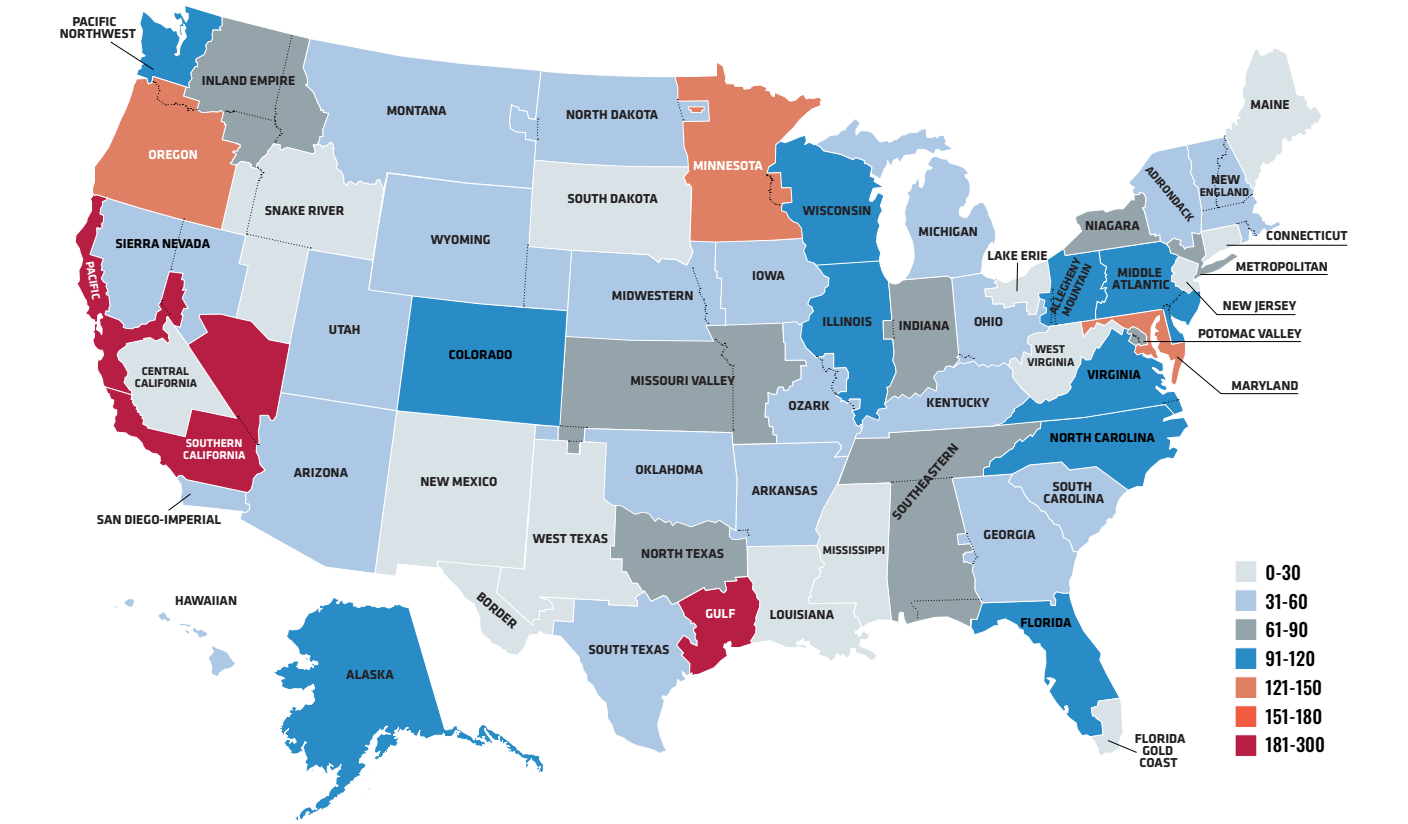
(included in the non-athlete membership totals on page 46)

LSC CODE	LSC NAME	OTHER	LSC CODE	LSC NAME	OTHER	LSC CODE	LSC NAME	OTHER
AD	ADIRONDACK	56	LE	LAKE ERIE	26	OZ	OZARK	62
AK	ALASKA	103	MA	MIDDLE ATLANTIC	140	PC	PACIFIC	201
AM	ALLEGHENY MOUNTAIN	94	MD	MARYLAND	417	PN	PACIFIC NORTHWEST	102
AR	ARKANSAS	44	ME	MAINE	27	PV	POTOMAC VALLEY	62
AZ	ARIZONA	52	MI	MICHIGAN	53	SC	SOUTH CAROLINA	57
BD	BORDER	14	MN	MINNESOTA	150	SD	SOUTH DAKOTA	13
CA	SOUTHERN CALIFORNIA	220	MR	METROPOLITAN	79	SE	SOUTHEASTERN	99
CC	CENTRAL CALIFORNIA	29	MS	MISSISSIPPI	13	SI	SAN DIEGO-IMPERIAL	60
CO	COLORADO	122	MT	MONTANA	42	SN	SIERRA NEVADA	39
CT	CONNECTICUT	30	MV	MISSOURI VALLEY	81	SR	SNAKE RIVER	63
FG	FLORIDA GOLD COAST	12	MW	MIDWESTERN	37	ST	SOUTH TEXAS	45
FL	FLORIDA	115	NC	NORTH CAROLINA	137	US	USA SWIMMING	139
GA	GEORGIA	56	ND	NORTH DAKOTA	82	UT	UTAH	62
GU	GULF	247	NE	NEW ENGLAND	68	VA	VIRGINIA	133
HI	HAWAIIAN	37	NI	NIAGARA	81	WI	WISCONSIN	111
IA	IOWA	116	NJ	NEW JERSEY	25	WT	WEST TEXAS	3
IE	INLAND EMPIRE	73	NM	NEW MEXICO	41	WV	WEST VIRGINIA	8
IL	ILLINOIS	136	NT	NORTH TEXAS	82	WY	WYOMING	62
IN	INDIANA	99	OH	OHIO	47			
KY	KENTUCKY	31	OK	OKLAHOMA	41			
LA	LOUISIANA	19	OR	OREGON	154			
			TOTAL					4,849

2020 NON-ATHLETE OFFICIALS MEMBERSHIP BY LSC



2020 NON-ATHLETE OTHER MEMBERSHIP BY LSC



2020 NON-ATHLETE MEMBERSHIP – ETHNICITY

Non-athletes are asked, but not mandated, to provide ethnicity information on the registration form.

LSC CODE	LSC NAME	AFRICAN AMERICAN OR BLACK		AMER. IND. AND ALASKA NATIVE		ASIAN		HISPANIC OR LATINO		NATIVE HAW. AND OTHER PAC. ISL.		WHITE		OTHER		MIXED		NO RESPONSE	
		FEMALE	MALE	FEMALE	MALE	FEMALE	MALE	FEMALE	MALE	FEMALE	MALE	FEMALE	MALE	FEMALE	MALE	FEMALE	MALE	FEMALE	MALE
AD	ADIRONDACK	2	0	1	0	2	1	2	0	1	1	160	121	0	0	1	1	6	6
AK	ALASKA	1	0	4	1	3	1	1	1	0	0	167	105	1	0	9	4	38	22
AM	ALLEGHENY MOUNTAIN	4	1	0	0	5	2	1	1	0	0	249	198	1	0	7	3	12	8
AR	ARKANSAS	0	0	0	1	3	3	1	2	0	1	122	115	1	2	0	1	1	4
AZ	ARIZONA	2	2	1	0	4	15	8	9	0	3	187	197	3	1	11	14	25	39
BD	BORDER	0	0	0	0	0	1	3	6	0	0	6	11	0	0	0	1	30	40
CA	SOUTHERN CALIFORNIA	8	15	1	2	61	65	48	70	7	2	369	358	6	7	49	72	106	76
CC	CENTRAL CALIFORNIA	1	0	0	0	2	1	2	4	0	0	18	33	0	1	3	5	47	25
CO	COLORADO	1	4	1	3	11	7	8	13	0	1	283	291	0	1	23	13	136	83
CT	CONNECTICUT	5	6	0	3	21	12	11	9	1	0	277	270	0	2	12	18	12	22
FG	FLORIDA GOLD COAST	4	13	0	0	5	6	34	86	0	0	94	111	1	0	1	2	19	27
FL	FLORIDA	8	12	0	0	14	12	15	21	2	1	373	406	2	4	29	27	96	73
GA	GEORGIA	18	25	0	0	10	9	7	5	0	1	275	257	1	3	18	13	20	31
GU	GULF	19	21	1	3	21	41	28	31	1	1	349	366	3	3	35	38	15	16
HI	HAWAIIAN	1	1	0	0	52	39	2	3	18	27	101	73	0	1	22	15	5	3
IA	IOWA	1	1	0	1	3	6	3	2	0	1	220	178	1	0	7	4	5	9
IE	INLAND EMPIRE	0	2	0	1	4	2	4	2	0	1	135	108	1	1	9	6	10	5
IL	ILLINOIS	17	25	0	1	17	25	31	41	1	0	473	440	6	7	24	24	334	345
IN	INDIANA	2	6	0	0	11	6	3	7	0	0	328	456	1	0	5	11	331	276
KY	KENTUCKY	0	0	0	0	3	5	0	4	0	1	144	140	1	2	0	3	18	35
LA	LOUISIANA	3	8	0	0	4	5	4	3	0	1	131	111	0	0	1	2	7	6
LE	LAKE ERIE	0	2	1	0	1	1	0	1	0	0	44	65	0	1	0	2	79	84
MA	MIDDLE ATLANTIC	7	11	0	1	16	14	8	7	0	2	615	635	1	6	10	26	39	22
MD	MARYLAND	28	25	0	0	14	20	3	10	0	0	339	310	3	0	6	16	25	26
ME	MAINE	0	1	2	1	3	1	1	0	0	0	94	81	2	0	0	1	10	6
MI	MICHIGAN	6	14	1	0	4	6	5	5	0	0	210	251	0	2	11	9	44	44
MN	MINNESOTA	2	2	0	0	13	17	3	4	0	1	467	372	2	2	9	14	15	11
MR	METROPOLITAN	20	28	0	1	27	36	23	48	0	1	263	265	3	4	15	18	109	107
MS	MISSISSIPPI	3	5	0	0	2	1	3	1	1	0	64	47	0	0	1	4	5	1
MT	MONTANA	0	0	2	1	1	0	0	0	0	0	66	62	0	1	4	1	30	21
MV	MISSOURI VALLEY	2	2	2	0	6	3	3	6	0	0	210	192	1	2	6	4	131	101
MW	MIDWESTERN	0	3	1	0	2	0	2	2	0	0	158	143	0	0	6	5	0	1

2020 NON-ATHLETE MEMBERSHIP – ETHNICITY

Non-athletes are asked, but not mandated, to provide ethnicity information on the registration form.

LSC CODE	LSC NAME	AFRICAN AMERICAN OR BLACK		AMER. IND. AND ALASKA NATIVE		ASIAN		HISPANIC OR LATINO		NATIVE HAW. AND OTHER PAC. ISL.		WHITE		OTHER		MIXED		NO RESPONSE	
		FEMALE	MALE	FEMALE	MALE	FEMALE	MALE	FEMALE	MALE	FEMALE	MALE	FEMALE	MALE	FEMALE	MALE	FEMALE	MALE	FEMALE	MALE
NC	NORTH CAROLINA	15	16	1	4	21	23	6	7	2	1	529	504	4	4	19	8	20	27
ND	NORTH DAKOTA	0	0	0	1	0	1	1	0	0	0	164	92	0	1	1	0	3	8
NE	NEW ENGLAND	6	11	0	0	28	48	5	7	2	1	512	420	0	1	18	27	20	26
NI	NIAGARA	3	4	0	1	7	10	2	5	2	1	341	325	3	2	6	5	11	14
NJ	NEW JERSEY	16	15	1	0	45	85	16	24	1	1	317	371	1	5	14	16	48	45
NM	NEW MEXICO	1	1	1	1	5	2	12	14	0	1	90	74	0	1	10	7	10	5
NT	NORTH TEXAS	3	3	1	2	28	36	12	15	1	1	156	180	0	1	13	14	34	35
OH	OHIO	1	4	0	1	2	4	1	1	0	0	159	213	1	0	1	1	199	189
OK	OKLAHOMA	0	0	0	1	0	0	0	0	0	0	21	35	0	0	5	2	97	93
OR	OREGON	2	1	4	2	48	46	10	12	1	1	381	301	3	5	23	19	30	14
OZ	OZARK	3	1	0	2	3	5	1	2	0	0	154	183	0	0	2	3	27	14
PC	PACIFIC	7	8	0	1	106	190	20	20	5	5	384	446	3	13	57	52	41	64
PN	PACIFIC NORTHWEST	0	2	0	0	62	99	5	2	3	4	249	284	2	7	23	27	34	29
PV	POTOMAC VALLEY	34	39	0	1	42	54	12	19	0	1	310	344	4	5	19	15	156	181
SC	SOUTH CAROLINA	2	12	1	0	7	5	2	7	0	1	196	165	2	0	8	11	13	8
SD	SOUTH DAKOTA	0	0	0	1	1	0	0	0	0	0	89	66	0	0	3	2	28	14
SE	SOUTHEASTERN	8	11	3	0	8	11	6	11	1	2	416	411	2	1	12	13	14	20
SI	SAN DIEGO-IMPERIAL	0	1	1	0	12	21	13	16	1	2	83	114	1	2	16	21	7	5
SN	SIERRA NEVADA	0	2	1	0	13	16	6	9	1	1	140	126	1	2	17	25	79	102
SR	SNAKE RIVER	0	0	0	0	2	2	3	1	1	0	76	50	0	0	1	1	1	4
ST	SOUTH TEXAS	1	6	1	2	8	16	32	37	1	0	160	200	1	0	17	22	22	17
US	USA SWIMMING	1	2	0	0	1	2	1	0	0	0	28	33	0	2	0	1	46	34
UT	UTAH	1	0	0	0	8	2	8	5	1	4	217	147	0	1	4	6	15	15
VA	VIRGINIA	8	16	0	1	11	16	10	9	1	1	417	425	0	2	8	19	22	17
WI	WISCONSIN	3	3	1	0	6	8	7	6	0	0	443	352	0	1	8	8	21	25
WT	WEST TEXAS	0	0	0	1	2	0	6	7	0	0	27	36	2	1	3	3	0	5
WV	WEST VIRGINIA	0	0	0	0	1	0	1	0	0	0	31	35	0	1	0	1	11	12
WY	WYOMING	0	0	1	0	2	1	3	4	0	0	152	89	1	2	7	6	5	6
TOTAL		280	393	35	42	824	1,066	468	644	56	74	13,233	12,789	72	113	649	712	2,774	2,603
% OF TOTAL NON-ATHLETE (36,827)		.8%	1.1%	.1%	.1%	2.2%	2.9%	1.3%	1.7%	.2%	.2%	35.9%	34.7%	.2%	.3%	1.8%	1.9%	7.5%	7.1%

NOTE: 14.6% of non-athletes did not respond to the ethnicity question on their registration form. Response to this question is not mandatory.

Allied Membership

Organizations that meet the following criteria may apply for allied membership in USA Swimming.

The organization must have:

1. a national swimming program;
2. closed national competition that provides for elite athlete development or production;
3. due process;
4. a rulebook; and
5. an officials training program.

Application for allied membership must be approved by USA

Swimming's Board of Directors and by the House of Delegates. Due to a recent restructuring of the Board, allied members do not have a seat on the board currently. Allied members are entitled to at least one (1) delegate to the House of Delegates. The Board of Directors recommends to the House of Delegates how many additional delegates they may have; the House must approve the additional delegates. The organization must pay \$50 for each additional delegate.

In 2020, there was one allied membership:

- YMCA of the USA

Affiliate Membership

Organizations that have an interest in swimming may apply for affiliate membership in USA Swimming.

Application for affiliate membership must be approved by USA Swimming's Board of Directors and then by the House of Delegates. Dues for affiliate membership are \$100 annually and entitles each affiliate organization to at least one (1) delegate to the House of Delegates. The House of Delegates determines how many additional delegates they may have. The organization must pay \$50 for each additional delegate.

In 2020, there were 4 affiliate memberships:

- Amateur Athletic Union of the U.S., Inc.
- College Swimming Coaches Association of America, Inc.
- National Junior College Athletic Association
- American Red Cross



