

2019-20 - TYR Pro Swim Series #2 Knoxville - 1/16/2020 to 1/19/2020

Results

Event 1 Women 800 LC Meter Freestyle

World:	8:04.79	W	8/7/2016	Katie Ledecky	USA
American:	8:04.79	A	8/7/2016	Katie Ledecky	USA
U.S. Open:	8:06.68	O	1/17/2016	Katie Ledecky	Nation's Capital
Jr World:	8:11.00	J	6/22/2014	Katie Ledecky	USA
Pro Swim:	8:06.68	P	2016	Katie Ledecky	
Pool:	8:29.75	P	1/16/2020	Erica Sullivan	Sandpipers Of Ne
Trial Cut:	8:48.09	T			

Name	Age	Team	Seed Time	Finals Time
1 Erica Sullivan	19	Sandpipers Of Nevada	8:26.13	8:29.75 P
r:+0.67	29.86	31.36	31.81	32.00
	32.46	31.82	32.02	31.92
				31.94
				31.99
				32.11
				31.12
2 Kaersten Meitz	24	Boilermaker Aquatics	8:31.52	8:31.85 T
r:+0.82	30.81	32.40	32.46	32.18
	32.07	31.82	32.25	32.08
				32.17
				32.00
				32.09
				30.92
3 Mariah Denigan	16	Lakeside Swim Team	8:28.15	8:35.07 T
r:+0.74	30.43	32.01	32.67	32.32
	32.10	32.67	32.41	32.73
				32.45
				31.89
				31.63
				31.60
4 Emma Weyant	18	Sarasota Sharks	8:29.31	8:36.08 T
r:+0.81	31.08	32.69	32.34	32.59
	32.11	32.49	32.40	32.63
				32.25
				32.68
				32.11
				31.34
5 *Kristel Kobrich	34	Chile	8:34.13	8:36.74
r:+0.78	30.86	32.48	32.42	32.77
	32.24	32.45	32.27	32.47
				32.31
				32.39
				32.25
				31.67
6 Amanda Nunan	20	University Of Tennessee	8:37.49	8:40.34 T
r:+0.84	30.06	32.31	32.56	32.68
	32.90	33.00	32.87	32.87
				32.82
				32.74
				32.70
				32.06
7 *Helena Rosendahl Bach	19	Denmark	8:42.12	8:43.79
r:+0.82	30.49	32.90	32.71	32.99
	32.59	32.96	32.95	33.14
				33.04
				33.24
				33.06
				32.15
8 Hayden Miller	15	Cypress Fairbanks Swim Club	8:48.93	8:44.76 T
	30.21	32.61	33.28	33.08
	32.66	33.13	32.75	33.13
				32.92
				33.09
				32.91
				32.34
9 Katie Grimes	14	Sandpipers Of Nevada	8:37.46	8:44.91 T
r:+0.65	29.83	32.15	31.94	33.91
	33.18	33.39	33.19	33.25
				33.01
				33.10
				33.10
				32.56
				32.14
10 *Emma O'Croinin	16	Edmonton Keyano Swim Club	8:39.63	8:46.35
r:+0.80	30.30	32.88	33.12	33.10
	33.01	33.26	33.16	33.12
				33.24
				33.53
				33.11
				31.48
11 Geena Freriks	23	Kentucky Aquatics	8:47.32	8:46.43 T
r:+0.70	30.29	32.90	33.14	33.40
	33.31	33.42	33.41	33.36
				33.20
				33.00
				32.79
				30.95
12 Rachel Stege	16	Fox Valley Swim Team	8:38.42	8:47.29 T
r:+0.76	29.64	32.55	33.25	33.33
	33.78	33.47	33.48	33.30
				33.53
				32.92
				32.71
				30.55
13 Abigail McCulloh	17	SwimAtlanta	8:45.87	8:47.97 T
r:+0.74	30.52	32.89	33.46	33.14
	33.33	33.40	33.52	33.30
				33.22
				33.11
				33.03
				31.03



2019-20 - TYR Pro Swim Series #2 Knoxville - 1/16/2020 to 1/19/2020

Results

(Event 1 Women 800 LC Meter Freestyle)

Name	Age	Team	Seed Time	Finals Time
14 *Katrina Bellio	15	Etobicoke Swim Club	8:41.77	8:49.02
r:+0.76 30.29 32.63 33.45	33.30 33.55 33.23 33.53	33.42		
33.54 33.45 33.38	33.52 33.55 33.13 32.78	32.27		
15 *Viviane Jungblut	23	Gremio Nautico Uniao	8:35.53	8:49.74
r:+0.76 31.12 32.81 33.04	32.80 33.05 32.99 33.53	33.28		
33.40 33.21 33.37	33.47 33.66 33.46 33.85	32.70		
16 *Summer McIntosh	13	Etobicoke Swim Club	8:48.34	8:50.28
r:+0.76 30.38 32.59 33.44	33.51 33.55 33.30 33.52	33.38		
33.73 33.66 33.51	33.54 33.49 33.32 33.21	32.15		
17 *Alyson Ackman	26	Pointe-Claire Swim Club	8:48.05	8:50.53
r:+0.64 30.25 33.01 33.42	33.25 33.53 33.35 33.70	33.23		
33.70 33.23 33.82	33.34 33.57 33.45 33.53	32.15		
18 *Mackenzie Paddington	20	Swimming Canada	8:36.38	8:51.88
r:+0.75 29.88 32.49 32.89	33.26 33.34 33.43 33.62	33.63		
33.56 33.60 34.14	34.07 33.70 33.94 33.54	32.79		
19 Abby Dunford	14	Sandpipers Of Nevada	9:53.19Y	8:53.16
r:+0.79 30.26 33.10 33.65	33.23 33.68 33.72 33.76	33.58		
33.79 33.80 33.59	33.68 33.79 33.46 33.67	32.40		
20 *Maria Yegres Cottin	14	SCLN - Venezuela	8:51.68	8:54.44
r:+0.70 30.58 32.25 33.22	33.17 33.45 33.56 33.82	33.73		
33.94 33.91 34.17	33.90 34.33 33.95 34.10	32.36		
21 Michaela Mattes	14	Sarasota Sharks	8:48.08	8:55.13
r:+0.81 30.11 32.60 33.49	33.27 33.68 33.25 33.74	33.63		
33.63 33.80 34.13	34.41 34.34 34.30 34.07	32.68		
22 Clare Vetkoetter	16	Texas Ford Aquatics	8:59.03	8:56.10
r:+0.80 31.45 33.62 33.63	34.10 33.81 33.72 33.96	33.84		
33.24 33.34 33.67	33.47 33.76 33.70 33.84	32.95		
23 Addie Sauickie	13	Sarasota Sharks	8:56.73	8:56.37
r:+0.74 29.08 34.66 34.13	33.61 27.62 40.05 33.75	34.09		
32.37 35.15 32.77	34.96 33.88 33.88 33.52	32.85		
24 Paige Kuwata	15	Sandpipers Of Nevada	8:48.16	8:56.44
r:+0.71 30.35 32.73 33.40	33.59 33.42 33.64 33.83	33.99		
34.43 34.40 34.31	33.60 33.76 34.07 33.96	32.96		
25 Sophia Knapp	15	Tide Swimming	9:03.19	8:59.88
r:+0.72 30.65 34.46 33.74	34.86 33.58 34.54 33.80	33.58		
33.92 33.82 34.08	33.75 33.73 34.40 33.90	33.07		
26 *Kyla Ross	18	Swimming Canada	9:01.76	9:00.31
r:+0.67 31.05 33.47 33.75	33.86 33.70 33.90 33.94	34.08		
34.17 34.23 34.51	34.33 34.44 34.70 34.20	31.98		
27 *Maria Alvarez	30	Tennessee Aquatics	8:58.26	9:00.51
r:+0.77 31.04 33.41 33.83	33.69 34.04 34.04 34.28	34.29		
33.95 34.31 34.17	34.56 34.30 34.25 34.16	32.19		
28 Hannah Bellard	14	Club Wolverine	10:02.62Y	9:02.11
r:+0.84 31.67 33.84 33.82	34.29 34.15 34.29 34.26	34.12		
34.15 33.81 34.46	33.94 34.22 34.34 34.29	32.46		
29 Mercedes Traba	16	Sarasota Sharks	10:03.25Y	9:04.30
r:+0.70 31.35 33.75 34.02	34.21 33.82 34.10 33.83	34.28		
34.45 34.09 34.49	34.58 34.90 34.46 34.74	33.23		



2019-20 - TYR Pro Swim Series #2 Knoxville - 1/16/2020 to 1/19/2020

Results

(Event 1 Women 800 LC Meter Freestyle)

Name	Age	Team	Seed Time	Finals Time
30 Stella Grace Watts	16	Area Tallahassee Aquatic Club	8:55.86	9:08.77
r:+0.71 30.26 32.87 33.85 33.93 34.47 34.64 34.76 35.00				
34.64 34.98 34.94 35.09 35.19 35.27 35.05 33.83				
31 Katherine Randall	16	Riptide	9:03.16	9:09.25
r:+0.78 31.31 33.86 34.25 34.47 34.74 34.40 34.63 34.64				
34.61 34.66 34.99 34.87 34.88 34.82 34.61 33.51				
32 Claudia Chang	17	Aquajets Swim Team	9:02.90	9:12.50
r:+0.75 31.60 34.08 34.10 34.41 34.17 34.72 34.43 34.28				
34.47 34.78 34.97 35.41 35.26 35.57 35.60 34.65				
33 Alicia Davie	17	Sarasota Sharks	10:05.49Y	9:17.49
r:+0.65 31.69 33.70 33.90 34.21 34.23 34.80 34.73 35.18				
35.35 35.43 35.54 35.47 36.04 35.73 35.88 35.61				
34 Elle Caldwell	17	Tide Swimming	9:00.97	9:17.74
r:+0.83 31.01 33.99 34.15 34.27 34.37 34.63 34.87 35.29				
35.41 35.91 36.03 35.89 35.70 35.70 35.65 34.87				
--- Morgan Razewski	15	SwimMAC Carolina	8:50.54	DFS
Declared false start				

Event 2 Men 800 LC Meter Freestyle

World: 7:32.12	W 7/29/2009	Lin Zhang	CHN
American: 7:43.60	A 7/31/2013	Michael McBroom	USA
U.S. Open: 7:44.57	O 7/29/2018	Zane Grothe	Mission Viejo Na
Jr World: 7:45.67	J 8/28/2013	Mack Horton	AUS
Pro Swim: 7:49.96	P 2014	Michael McBroom	
Pool: 7:59.63	P 1/16/2020	Alexander Norgaard	Denmark-US
Trial Cut: 8:12.99	T		

Name	Age	Team	Seed Time	Finals Time
1 *Alexander Norgaard	19	Denmark	7:57.50	7:59.63 P
r:+0.70 27.70 29.94 30.14 30.04 30.34 30.41 30.50 30.38				
30.18 30.10 30.16 30.40 30.23 30.12 30.00 28.99				
2 Zane Grothe	27	Boulder City Henderson Swim Te	7:43.74	8:03.21 T
r:+0.69 27.44 30.18 30.76 30.45 30.67 30.28 30.57 30.73				
30.36 30.41 30.80 30.75 30.71 29.92 30.03 29.15				
3 Taylor Abbott	21	University Of Tennessee	8:08.12	8:05.51 T
r:+0.72 28.21 30.00 30.61 30.69 30.71 30.55 30.74 30.44				
30.91 30.84 30.85 30.48 30.88 30.57 29.84 29.19				
4 *Jeremy Bagshaw	27	Swimming Canada	8:03.38	8:06.17
r:+0.69 27.06 30.72 29.94 31.69 30.15 31.31 30.44 31.44				
30.36 31.71 31.18 31.20 30.60 30.18 28.75 29.44				
5 *Marcelo Acosta	23	Cardinal Aquatics	7:59.17	8:06.25
r:+0.73 28.15 30.34 30.83 30.96 30.74 30.80 30.70 30.78				
30.69 30.79 30.88 30.58 30.63 30.64 29.83 28.91				
6 Sawyer Grimes	18	Sandpipers Of Nevada	8:11.88	8:07.51 T
r:+0.63 27.40 29.35 30.31 30.41 30.91 30.75 31.13 30.70				
31.06 30.97 29.84 32.00 29.49 32.21 29.60 31.38				
7 Jake Magahey	18	SwimAtlanta	8:01.64	8:07.65 T
r:+0.73 27.78 30.18 30.60 30.41 30.72 30.83 31.23 31.01				
31.01 30.96 31.23 31.11 30.86 30.57 30.47 28.68				



2019-20 TYR Pro Swim Series #2 Knoxville - 1/16/2020 to 1/19/2020

Results

(Event 2 Men 800 LC Meter Freestyle)

Name	Age	Team	Seed Time	Finals Time
8 Dylan Becker	17	Sandpipers Of Nevada	8:07.48	8:10.27 T
r:+0.68 27.73 30.09 30.74 30.67 31.18 30.77 31.10 30.99				
30.76 31.10 31.03 30.93 31.11 30.94 31.01 30.12				
9 Sam Rice	23	Tennessee Aquatics	8:15.54	8:11.97 T
r:+0.70 28.11 30.65 30.84 31.11 30.62 30.87 30.84 31.14				
30.77 30.99 30.95 31.12 31.27 31.39 30.98 30.32				
10 *Stanford Li	17	Pointe-Claire Swim Club	8:24.94	8:12.19
r:+0.65 28.09 29.88 30.34 30.90 30.90 31.15 31.09 31.23				
31.07 31.21 31.30 31.64 31.32 31.48 30.70 29.89				
11 David Heron	24	Mission Viejo Nadadores	8:09.96	8:13.63
r:+0.67 28.21 30.59 30.59 31.16 31.33 31.58 31.34 31.59				
31.12 31.20 31.13 31.09 31.16 31.11 30.63 29.80				
12 *Peter Brothers	23	University of Calgary Swim Clu	8:02.40	8:16.16
r:+0.71 28.13 30.29 30.89 31.00 30.98 31.37 31.47 31.70				
31.66 31.48 31.80 31.37 31.66 31.39 31.13 29.84				
13 Dare Rose	17	Scarlet Aquatics	8:09.47	8:16.25
r:+0.70 28.04 30.56 31.02 30.78 31.02 30.76 31.47 31.43				
31.79 31.56 31.97 31.63 31.93 31.23 31.05 30.01				
14 Eric Hedlin	26	Swimming Canada	8:02.71	8:16.49
r:+0.70 28.23 30.60 30.93 31.11 31.09 31.30 31.11 31.47				
31.05 31.97 31.58 31.95 31.58 31.71 31.07 29.74				
15 *Josh Zakala	21	Swimming Canada	8:09.07	8:17.57
r:+0.74 28.09 30.07 30.76 30.91 31.35 31.15 31.50 31.56				
31.86 31.81 31.92 31.92 31.72 31.69 31.36 29.90				
16 Conor Cranfield	17	Swim Florida	8:23.45	8:17.62
r:+0.71 28.10 30.79 31.15 31.28 31.39 31.37 31.67 31.31				
31.75 32.05 31.87 31.57 31.59 31.34 30.82 29.57				
17 *Michal McGillivray	17	Regina Optimist Dolphins Swim	8:12.51	8:19.05
r:+0.74 29.43 30.77 31.57 31.42 31.50 31.77 31.84 31.77				
32.11 31.34 31.75 31.11 31.48 30.97 30.78 29.44				
18 Blake Simpson	18	Santa Maria Swim Club	8:22.60	8:19.59
r:+0.78 28.96 31.32 31.31 31.06 31.35 31.06 32.08 31.30				
31.37 32.15 31.91 31.27 31.99 30.86 31.83 29.77				
19 Cooper Lucas	14	Lakeside Aquatic Club	8:17.05	8:20.00
r:+0.71 28.11 30.85 31.52 31.43 31.42 31.40 31.43 31.55				
31.50 31.85 31.97 31.87 32.05 31.82 31.11 30.12				
20 Chris Wieser	24	DART Swimming	8:01.98	8:21.05
r:+0.67 27.36 30.20 30.30 31.33 31.31 31.13 31.15 31.76				
31.92 32.38 31.87 32.26 31.88 32.01 32.13 32.06				
21 Ethan Sanders	20	University Of Tennessee	8:25.25	8:21.33
r:+0.70 28.05 30.30 31.70 31.55 32.10 31.73 31.94 31.57				
32.52 31.12 31.71 31.57 32.12 31.52 31.44 30.39				
22 Owen Lloyd	18	North Carolina Aquatic Club	8:14.26	8:21.40
r:+0.80 28.36 30.77 31.54 31.66 31.64 31.75 31.76 31.52				
31.80 31.80 31.89 31.92 31.80 31.73 31.34 30.12				
23 *Marc Hinawi	22	University Of Tennessee	8:11.86	8:23.17
r:+0.69 28.17 30.66 31.01 31.23 31.59 31.50 31.83 31.93				
31.69 31.85 32.26 32.60 32.10 32.19 32.00 30.56				



2019-20 - TYR Pro Swim Series #2 Knoxville - 1/16/2020 to 1/19/2020

Results

(Event 2 Men 800 LC Meter Freestyle)

Name	Age	Team	Seed Time	Finals Time
24 Logan Zucker	16	SwimMAC Carolina	8:21.07	8:23.24
r:+0.67 28.81 30.97 31.49	31.51 31.75 31.94 31.80		32.06	
31.87 32.26 31.86	31.89 31.76 31.50 31.04		30.73	
25 Stuart Higdon	16	Area Tallahassee Aquatic Club	8:26.15	8:23.87
r:+0.70 29.19 31.63 31.72	32.06 31.98 32.04 31.73		32.11	
31.75 31.62 31.99	31.72 31.68 31.65 31.05		29.95	
26 Liam Custer	15	Sarasota Sharks	9:23.60 Y	8:24.36
r:+0.72 28.73 31.43 31.89	31.66 31.53 31.67 31.88		31.69	
31.68 31.91 31.91	31.96 32.06 32.03 31.84		30.49	
27 Parker Reynolds	15	Santa Maria Swim Club	8:11.86	8:26.39
r:+0.73 28.60 30.47 31.32	31.43 31.69 31.59 32.17		31.71	
32.41 32.10 32.68	31.36 33.24 31.53 33.44		30.65	
28 Alexander Gusev	18	Sarasota Sharks	8:30.32	8:26.62
r:+0.69 28.70 31.57 32.19	32.22 32.14 32.17 32.09		32.19	
31.83 31.94 32.28	31.97 31.97 31.50 31.21		30.65	
29 Ryan Staunch	17	Swim Florida	8:27.48	8:27.49
r:+0.79 29.20 32.23 31.63	31.79 31.69 31.90 31.80		32.12	
31.96 31.92 32.12	32.12 32.35 32.22 31.76		30.68	
30 *Eric Brown	17	Pointe-Claire Swim Club	8:12.39	8:28.34
r:+0.79 28.63 31.05 31.41	31.76 31.99 32.30 32.17		32.22	
32.37 32.50 32.17	32.38 32.10 32.24 32.08		30.97	
31 Brandon Miller	16	North Carolina Aquatic Club	8:26.52	8:28.84
r:+0.65 29.42 32.06 31.46	31.67 31.74 32.06 32.18		32.40	
32.38 32.51 32.48	32.54 32.09 32.56 31.97		29.32	
32 *Patrick Hussey	18	Pointe-Claire Swim Club	8:22.03	8:30.42
r:+0.83 28.63 31.31 31.43	31.52 31.72 32.14 32.21		32.21	
32.27 32.48 32.94	32.55 32.80 32.25 32.57		31.39	
33 *Kareem Mohammed	19	Regina Optimist Dolphins Swim	8:25.31	8:30.73
r:+0.65 29.51 31.76 32.02	31.88 31.74 31.61 32.09		31.88	
32.00 32.21 32.58	32.53 32.42 32.56 32.58		31.36	
34 James Don	17	Scarlet Aquatics	8:26.43	8:32.22
r:+0.66 29.94 31.73 32.50	31.91 32.59 32.38 32.40		32.38	
32.43 32.26 32.36	32.58 32.48 32.04 31.40		30.84	
35 Stuart Pluskaitis	19	Snow Swimming	8:21.04	8:32.24
r:+0.77 28.97 31.55 31.72	31.73 31.86 32.11 31.94		32.51	
32.33 32.67 32.54	32.46 32.79 32.58 32.60		31.88	
36 Andrew Taylor	15	Tampa Bay Aquatic Club	8:31.56	8:32.68
r:+0.74 28.71 31.31 32.41	32.16 32.40 32.24 32.76		32.55	
32.44 32.28 32.43	32.69 32.51 32.33 32.34		31.12	
37 *Yeziel Morales	24	Azura Florida Aquatics	8:23.75	8:33.84
r:+0.68 28.94 32.19 32.65	32.40 32.87 32.44 31.94		32.41	
32.26 32.70 32.08	32.75 32.30 32.42 31.91		31.58	
38 Tristan McFarland	17	Univ of Denver Hilltoppers	8:33.98	8:34.97
r:+0.73 29.59 31.76 31.80	32.27 32.23 32.36 32.62		32.74	
32.39 32.61 32.61	32.60 32.76 32.80 32.75		31.08	
39 Ben Cote	16	Saint Petersburg Aquatics	8:30.55	8:35.01
r:+0.68 29.46 32.13 32.52	32.94 31.94 32.52 32.14		32.54	
32.27 32.66 32.79	32.67 32.41 32.60 32.44		30.98	



2019-20 - TYR Pro Swim Series #2 Knoxville - 1/16/2020 to 1/19/2020

Results

(Event 2 Men 800 LC Meter Freestyle)

Name	Age	Team	Seed Time	Finals Time
40 Peter Bretzmann	16	North Carolina Aquatic Club	8:26.32	8:37.25
r:+0.71 29.22 32.49 32.21	32.16	31.99 32.30 32.30	32.73	
32.69 32.71 32.67	32.66	33.21 32.64 33.29	31.98	
41 *Charlie Kwinter	15	Etobicoke Swim Club	8:25.83	8:42.39
r:+0.69 29.20 31.16 32.26	32.50	33.02 33.04 33.42	33.74	
33.38 33.51 33.33	33.21	33.15 32.93 32.85	31.69	
42 Aj Sheppard	17	Clovis Swim Club	8:26.12	8:44.69
r:+0.74 29.51 32.16 33.09	32.78	32.99 32.90 32.86	32.64	
32.86 33.12 33.31	33.26	33.63 33.48 33.65	32.45	
43 *Danylo Sosnovik	20	Pointe-Claire Swim Club	8:31.93	8:48.45
r:+0.71 29.50 30.92 31.77	32.23	32.53 32.92 32.85	33.26	
33.60 33.77 34.15	34.59	34.62 34.18 34.02	33.54	
44 Owen Ngan	16	Unattached LOSC	8:30.26	8:52.34
r:+0.69 30.20 32.28 32.71	32.96	32.80 32.96 32.78	33.39	
33.46 33.94 34.17	34.20	34.31 34.17 34.34	33.67	
45 Ike Atkinson	18	SwimMAC Carolina	8:36.35	8:53.03
r:+0.78 28.48 31.85 32.48	32.88	33.41 34.00 33.77	33.40	
34.33 34.88 34.34	34.79	33.57 34.29 33.34	33.22	

Event 3 Women 200 LC Meter Freestyle

World:	1:52.98	W	7/29/2009	Federica Pellegrini	ITA
American:	1:53.61	A	7/31/2012	Allison Schmitt	USA Olympic Team
U.S. Open:	1:54.40	O	6/25/2012	Allison Schmitt	North Baltimore
Jr World:	1:54.81	J	4/5/2018	Taylor Ruck	CAN
Pro Swim:	1:54.43	P	2016	Katie Ledecky	
Pool:	1:55.78	P	1/9/2019	Katie Ledecky	NCAP
Trial Cut:	2:01.69	T			

Name	Age	Team	Prelim Time	Finals Time
A - Final				
1 Allison Schmitt	29	Sun Devil Swimming	1:59.04	1:56.01 T
r:+0.70 27.75 29.12 29.61	29.53			
2 Simone Manuel	23	Alto Swim Club	1:59.16	1:57.25 T
r:+0.71 27.85 29.68 29.91	29.81			
3 Melanie Margalis	28	Saint Petersburg Aquatics/Georgia	1:59.05	1:57.80 T
r:+0.67 28.42 30.29 29.96	29.13			
4 Regan Smith	17	Riptide	1:59.85	1:58.67 T
r:+0.73 27.68 30.02 30.51	30.46			
5 *Penny Oleksiak	19	Swimming Canada	1:58.77	1:58.74
r:+0.71 27.34 29.76 30.66	30.98			
6 Madisyn Cox	24	Longhorn Aquatics	1:59.78	1:58.93 T
r:+0.67 28.32 30.06 30.30	30.25			
7 Hali Flickinger	25	Sun Devil Swimming	1:59.85	1:59.24 T
r:+0.73 28.70 30.20 30.21	30.13			
8 Kaersten Meitz	24	Boilermaker Aquatics	1:59.63	2:00.17 T
r:+0.85 28.84 30.54 30.79	30.00			



2019-20 TYR Pro Swim Series #2 Knoxville - 1/16/2020 to 1/19/2020

Results

B - Final ... (Event 3 Women 200 LC Meter Freestyle)

Name	Age	Team	Prelim Time	Finals Time
B - Final				
9 *Kayla Sanchez	18	Swimming Canada	2:00.18	1:57.91
r:+0.67 27.38 29.30 30.25 30.98				
10 Mallory Comerford	22	Cardinal Aquatics	2:00.45	1:59.92 T
r:+0.66 28.31 30.38 30.90 30.33				
11 *Rebecca Smith	19	Swimming Canada	2:00.19	2:00.07
r:+0.73 27.80 30.19 31.09 30.99				
12 Meaghan Raab	23	Nashville Aquatic Club/UGA	2:00.17	2:00.21 T
r:+0.72 28.21 30.08 31.11 30.81				
13 *Alyson Ackman	26	Pointe-Claire Swim Club	2:01.44	2:00.73
r:+0.67 28.63 30.94 30.98 30.18				
14 *Helena Rosendahl Bach	19	Denmark	2:01.21	2:00.78
r:+0.86 28.79 30.42 30.94 30.63				
15 Meghan Small	21	University Of Tennessee	2:01.39	2:00.84 T
r:+0.71 28.42 30.60 30.84 30.98				
16 Emma Weyant	18	Sarasota Sharks	2:01.20	2:01.45 T
r:+0.78 28.64 30.68 30.95 31.18				
C - Final				
17 *Danica Ludlow	23	University of Calgary Swim Clu	2:01.58	2:00.72
r:+0.68 28.55 30.61 30.97 30.59				
18 *Signe Bro	21	Denmark	2:02.30	2:01.12
r:+0.73 28.49 30.62 31.09 30.92				
19 *Emma O'Croinin	16	Edmonton Keyano Swim Club	2:01.91	2:01.34
r:+0.78 28.67 31.09 31.21 30.37				
20 Geena Freriks	23	Kentucky Aquatics	2:01.99	2:01.48 T
r:+0.70 28.92 31.02 31.25 30.29				
21 Olivia McMurray	16	Swim Florida	2:02.47	2:03.40
r:+0.80 28.97 31.43 32.41 30.59				
22 Summer Cardwell	15	Tampa Bay Aquatic Club	2:02.03	2:03.53
r:+0.82 28.19 30.88 32.35 32.11				
23 *Kennedy Goss	23	Granite Gators Swim Team	2:02.85	2:03.65
r:+0.65 29.14 31.36 31.98 31.17				
24 Bella Sims	14	Sandpipers Of Nevada	2:01.84	2:04.16
r:+0.58 28.55 31.44 32.30 31.87				
D - Final				
25 *Taylor Ruck	19	Swimming Canada	2:03.20	2:01.26
r:+0.70 27.45 30.43 31.38 32.00				
26 Rachel Stege	16	Fox Valley Swim Team	2:04.10	2:02.53
r:+0.78 29.09 31.27 31.61 30.56				
27 Julia Burroughs	15	Tennessee Aquatics	2:03.65	2:03.38
r:+0.77 28.96 31.23 31.79 31.40				
28 Kate McCarville	16	Springfield Aquatics	2:03.53	2:03.46
r:+0.68 29.20 31.27 31.71 31.28				
29 Trude Rothrock	20	University Of Tennessee	2:03.86	2:04.22
r:+0.67 28.81 31.34 32.03 32.04				
30 Paige Hetrick	17	Bradford Family YMCA	2:04.27	2:04.35
r:+0.70 28.32 31.05 32.50 32.48				



2019-20 - TYR Pro Swim Series #2 Knoxville - 1/16/2020 to 1/19/2020

Results

D - Final ... (Event 3 Women 200 LC Meter Freestyle)

Name	Age	Team	Prelim Time	Finals Time
31 Julimar Avila	22	Unattached	2:04.30	2:04.58
r:+0.70 29.13 31.59 32.40 31.46				
32 Amanda Nunan	20	University Of Tennessee	2:04.20	2:05.67
r:+0.85 29.93 31.58 32.33 31.83				

Event 3 Women 200 LC Meter Freestyle

World:	1:52.98	W	7/29/2009	Federica Pellegrini	ITA
American:	1:53.61	A	7/31/2012	Allison Schmitt	USA Olympic Team
U.S. Open:	1:54.40	O	6/25/2012	Allison Schmitt	North Baltimore
Jr World:	1:54.81	J	4/5/2018	Taylor Ruck	CAN
Pro Swim:	1:54.43	P	2016	Katie Ledecky	
Pool:	1:55.78	P	1/9/2019	Katie Ledecky	NCAP
Trial Cut:	2:01.69	T			

Name	Age	Team	Seed Time	Prelim Time
Preliminaries				
1 *Penny Oleksiak	19	Swimming Canada	1:56.41	1:58.77 q
r:+0.76 27.45 29.73 30.93 30.66				
2 Allison Schmitt	29	Sun Devil Swimming	1:55.82	1:59.04T q
r:+0.75 28.20 30.11 30.43 30.30				
3 Melanie Margalis	28	Saint Petersburg Aquatics/Georgia	1:56.84	1:59.05T q
r:+0.68 28.51 30.29 30.17 30.08				
4 Simone Manuel	23	Alto Swim Club	1:56.09	1:59.16T q
r:+0.75 28.25 30.24 30.47 30.20				
5 Kaersten Meitz	24	Boilermaker Aquatics	1:58.23	1:59.63T q
r:+0.82 28.68 30.23 30.52 30.20				
6 Madisyn Cox	24	Longhorn Aquatics	1:58.52	1:59.78T q
r:+0.68 28.64 30.52 30.49 30.13				
*7 Hali Flickinger	25	Sun Devil Swimming	1:57.65	1:59.85T q
r:+0.75 28.92 30.35 30.55 30.03				
*7 Regan Smith	17	Riptide	1:58.44	1:59.85T q
r:+0.72 27.91 30.16 30.90 30.88				
9 Meaghan Raab	23	Nashville Aquatic Club/UGA	1:58.42	2:00.17T q
r:+0.74 28.66 30.02 30.85 30.64				
10 *Kayla Sanchez	18	Swimming Canada	1:57.23	2:00.18 q
r:+0.70 27.87 30.23 31.21 30.87				
11 *Rebecca Smith	19	Swimming Canada	1:57.72	2:00.19 q
r:+0.71 28.15 30.66 30.82 30.56				
12 Erika Brown	21	University Of Tennessee	2:00.09	2:00.29T q
r:+0.65 28.18 30.51 31.00 30.60				
13 Mallory Comerford	22	Cardinal Aquatics	1:57.48	2:00.45T q
r:+0.68 28.40 30.62 30.98 30.45				
14 Emma Weyant	18	Sarasota Sharks	1:58.36	2:01.20T q
r:+0.85 28.97 30.39 31.05 30.79				
15 *Helena Rosendahl Bach	19	Denmark	2:00.14	2:01.21 q
r:+0.84 29.15 30.38 31.08 30.60				
16 Meghan Small	21	University Of Tennessee	2:02.30	2:01.39T q
r:+0.72 28.25 30.58 31.08 31.48				



2019-20 TYR Pro Swim Series #2 Knoxville - 1/16/2020 to 1/19/2020

Results

Preliminaries ... (Event 3 Women 200 LC Meter Freestyle)

Name	Age	Team				
17 *Alyson Ackman	26	Pointe-Claire Swim Club	1:58.85	2:01.44	q	
r:+0.68 28.91 30.38 30.87	31.28					
18 *Danica Ludlow	23	University of Calgary Swim Clu	2:00.84	2:01.58	q	
r:+0.66 28.85 30.54 31.18	31.01					
19 Margo Geer	27	Mission Viejo Nadadores	2:01.62	2:01.72	q	
r:+0.67 27.35 30.29 31.97	32.11					
20 Bella Sims	14	Sandpipers Of Nevada	2:02.65	2:01.84	q	
r:+0.65 27.85 30.67 31.86	31.46					
21 *Emma O'Croinin	16	Edmonton Keyano Swim Club	1:58.64	2:01.91	q	
r:+0.78 28.11 30.91 31.29	31.60					
22 Geena Freriks	23	Kentucky Aquatics	1:59.17	2:01.99	q	
r:+0.70 28.75 30.64 31.16	31.44					
23 Summer Cardwell	15	Tampa Bay Aquatic Club	2:04.10	2:02.03	q	
r:+0.74 28.29 30.51 31.72	31.51					
24 *Signe Bro	21	Denmark	1:58.64	2:02.30	q	
r:+0.76 28.75 30.54 31.33	31.68					
25 Olivia McMurray	16	Swim Florida	2:00.34	2:02.47	q	
r:+0.75 29.07 31.12 31.73	30.55					
26 *Kennedy Goss	23	Granite Gators Swim Team	1:59.37	2:02.85	q	
r:+0.65 29.13 30.75 31.52	31.45					
27 Erica Sullivan	19	Sandpipers Of Nevada	2:00.73	2:02.93	q	
r:+0.65 29.03 30.94 31.82	31.14					
28 *Taylor Ruck	19	Swimming Canada	1:54.44	2:03.20	q	
r:+0.75 27.98 30.82 31.75	32.65					
29 Natalie Hinds	26	Athens Bulldog Swim Club	2:01.42	2:03.21	q	
r:+0.69 28.88 31.45 31.66	31.22					
30 Kate McCarville	16	Springfield Aquatics	2:02.57	2:03.53	q	
r:+0.67 29.03 31.14 31.79	31.57					
31 Julia Burroughs	15	Tennessee Aquatics	2:05.45	2:03.65	q	
r:+0.74 29.16 31.40 31.73	31.36					
32 Gretchen Walsh	16	Nashville Aquatic Club	2:01.12	2:03.70	q	
r:+0.79 28.61 30.85 32.18	32.06					
33 Trude Rothrock	20	University Of Tennessee	2:02.08	2:03.86		
r:+0.66 28.54 31.09 31.91	32.32					
34 Rachel Stege	16	Fox Valley Swim Team	1:59.90	2:04.10		
r:+0.76 28.72 31.11 32.41	31.86					
35 Lisa Bratton	23	Aggie Swim Club	2:04.40	2:04.17		
r:+0.69 29.58 31.72 31.80	31.07					
36 Amanda Nunan	20	University Of Tennessee	2:01.52	2:04.20		
r:+0.88 29.49 31.57 31.93	31.21					
37 Paige Hetrick	17	Bradford Family YMCA	2:03.02	2:04.27		
r:+0.69 28.59 31.91 32.28	31.49					
38 Julimar Avila	22	Unattached	2:06.72	2:04.30		
r:+0.70 29.10 31.67 32.00	31.53					
39 Annika Wagner	17	NASA Wildcat Aquatics	2:02.79	2:04.33		
r:+0.68 29.59 31.28 32.04	31.42					

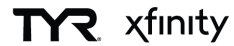


2019-20 - TYR Pro Swim Series #2 Knoxville - 1/16/2020 to 1/19/2020

Results

Preliminaries ... (Event 3 Women 200 LC Meter Freestyle)

Name	Age	Team	Seed Time	Prelim Time
40 Carly Novelline r:+0.69 28.71 31.25 32.07 32.31	15	NASA Wildcat Aquatics	2:02.03	2:04.34
41 Addie Sauickie r:+0.72 29.54 31.84 31.54 31.47	13	Sarasota Sharks	2:04.98	2:04.39
42 *Mackenzie Paddington r:+0.74 28.33 31.57 32.44 32.21	20	Swimming Canada	1:58.84	2:04.55
43 Abby Samansky r:+0.79 28.83 31.32 32.83 31.62	18	University Of Tennessee	2:03.41	2:04.60
44 Abigail McCulloh r:+0.76 28.95 31.67 32.33 31.84	17	SwimAtlanta	2:04.13	2:04.79
45 Katie Grimes r:+0.70 29.54 31.67 32.44 31.46	14	Sandpipers Of Nevada	2:03.61	2:05.11
46 *Katrina Bellio r:+0.75 29.64 31.51 32.09 31.99	15	Etobicoke Swim Club	2:00.25	2:05.23
47 *Mabel Zavaros r:+0.71 29.16 31.68 32.55 31.86	19	Oakville Aquatic Club	2:01.16	2:05.25
48 Savannah Barr r:+0.75 29.60 31.48 31.87 32.32	17	Sarasota Sharks	2:02.61	2:05.27
49 Kayla Wilson r:+0.71 29.40 32.26 31.94 31.71	15	Tide Swimming	2:01.34	2:05.31
50 Elle Caldwell r:+0.80 29.34 31.36 32.38 32.24	17	Tide Swimming	2:01.49	2:05.32
51 *Emily Gantriis r:+0.71 28.78 31.31 32.72 32.52	21	Denmark	2:01.38	2:05.33
52 Vivian Weng r:+0.76 29.36 31.54 32.29 32.30	17	Greenwood Swimming	2:04.58	2:05.49
53 Mariah Denigan r:+0.72 29.69 31.98 32.31 31.54	16	Lakeside Swim Team	1:48.66Y	2:05.52
54 Michaela Mattes r:+0.80 29.11 31.37 32.82 32.47	14	Sarasota Sharks	2:02.87	2:05.77
55 Zoe Thatcher r:+0.76 29.07 31.60 32.70 32.44	23	Savannah Swim Team	1:47.49Y	2:05.81
56 Hayden Miller r:+0.80 29.48 31.51 32.81 32.04	15	Cypress Fairbanks Swim Club	1:50.25Y	2:05.84
57 Kirsti McEnroe r:+0.75 30.13 32.27 32.39 31.08	15	Y-Spartaquatics Swim Club	2:03.69	2:05.87
58 Nicola Lane r:+0.73 29.66 32.31 32.38 31.66	17	Mason Manta Rays	2:06.70	2:06.01
*59 *Christey Liang r:+0.66 29.87 32.04 32.29 31.96	15	Edmonton Keyano Swim Club	2:04.19	2:06.16
*59 Amanda Weir r:+0.73 29.82 31.83 32.34 32.17	33	SwimAtlanta	2:03.77	2:06.16
61 Stella Grace Watts r:+0.71 29.23 31.78 32.89 32.41	16	Area Tallahassee Aquatic Club	2:04.88	2:06.31
62 *Maria Alvarez r:+0.74 29.69 31.97 32.61 32.47	30	Tennessee Aquatics	2:02.67	2:06.74



2019-20 - TYR Pro Swim Series #2 Knoxville - 1/16/2020 to 1/19/2020

Results

Preliminaries ... (Event 3 Women 200 LC Meter Freestyle)

Name	Age	Team	Seed Time	Prelim Time
*63 Mara Allen	17	Sierra Marlins Swim Team	2:05.12	2:06.75
r:+0.69 30.00 32.44 32.30 32.01				
*63 Annabel Crush	17	Lakeside Swim Team	1:47.55 Y	2:06.75
r:+0.79 29.69 31.97 32.61 32.48				
65 Grace Cooper	17	Delta Aquatics	2:04.39	2:06.88
r:+0.72 30.11 32.44 32.20 32.13				
66 *Allyson Ponson	24	Azura Florida Aquatics	2:07.15	2:07.03
r:+0.66 28.46 32.20 32.69 33.68				
67 Mackenzie Lanning	15	Lakeside Swim Team	2:05.59	2:07.58
r:+0.77 30.05 32.12 32.85 32.56				
68 Reagan Sweeney	16	SwimAtlanta	2:06.49	2:07.64
r:+0.77 30.62 32.34 32.68 32.00				
69 Hannah Bellard	14	Club Wolverine	2:04.08	2:07.66
r:+0.80 30.33 32.50 32.81 32.02				
70 Mckenna Stone	16	Fox Valley Swim Team	1:49.04 Y	2:07.80
r:+0.69 29.67 32.39 33.11 32.63				
71 Sydney Stricklin	17	Club Wolverine	2:03.31	2:07.81
r:+0.69 29.43 31.95 33.15 33.28				
72 *Logan Watson-Brown	16	Baylor Swim Club	2:06.33	2:07.84
r:+0.72 29.94 32.77 32.64 32.49				
73 Claudia Chang	17	Aquajets Swim Team	2:05.92	2:08.13
r:+0.73 30.49 32.28 32.66 32.70				
74 Kendall Shields	19	University Of Tennessee	2:04.55	2:08.33
r:+0.79 30.02 32.46 32.58 33.27				
75 Sarah Barton	17	SwimMAC Carolina	2:07.17	2:08.47
r:+0.76 29.59 32.46 33.52 32.90				
76 *Elan Daley	14	Etobicoke Swim Club	2:02.30	2:08.48
r:+0.77 28.91 31.81 33.51 34.25				
77 Lauren Hurt	18	Nashville Aquatic Club	2:07.36	2:08.52
r:+0.72 29.44 32.17 33.46 33.45				
78 Rosie Murphy	15	Sierra Marlins Swim Team	2:07.56	2:08.55
r:+0.67 30.22 33.22 33.11 32.00				
79 Katherine Randall	16	Riptide	2:06.84	2:08.80
r:+0.74 30.04 32.10 33.21 33.45				
80 Jessica Davis	18	Delta Aquatics	1:49.66 Y	2:09.10
r:+0.72 30.42 32.88 33.03 32.77				
81 Jojo Jorgenson	18	Aquajets Swim Team	2:06.95	2:09.21
r:+0.73 29.48 32.17 33.41 34.15				
82 Allison Martin	17	The Fish	2:04.96	2:10.66
r:+0.82 30.41 33.06 33.66 33.53				
83 Emily Lenihan	17	Lakeside Swim Team	2:04.51	2:10.87
r:+0.71 30.60 33.31 34.00 32.96				
84 Ava Yandle	16	SwimMAC Carolina	1:51.51 Y	2:10.90
r:+0.74 30.57 32.77 34.04 33.52				
85 Kylie Yoder	16	SwimMAC Carolina	2:04.91	2:11.30
r:+0.73 29.87 32.73 34.12 34.58				



MARRIOTT
BONVOY



Neptune-Benson
EVOQUA

OMEGA



TYR xfinity

2019-20 TYR Pro Swim Series #2 Knoxville - 1/16/2020 to 1/19/2020

Results

Preliminaries ... (Event 3 Women 200 LC Meter Freestyle)

Name	Age	Team	Seed Time	Prelim Time
86 Abbey Ketslakh	16	Club Wolverine	2:06.71	2:11.41
r:+0.70 29.99 32.83 34.32 34.27				
87 Isabella Gable	19	University Of Tennessee	1:47.63 Y	2:11.83
r:+0.80 30.65 32.68 34.28 34.22				
88 Tiffanie Ruan	17	Fox Valley Swim Team	1:51.21 Y	2:11.89
r:+0.62 30.28 33.54 34.25 33.82				
89 Taylor Williams	16	Aquajets Swim Team	1:48.58 Y	2:13.03
r:+0.69 30.75 33.21 34.37 34.70				
90 Adair Sand	18	Unattached BSS	1:48.93 Y	2:13.31
r:+0.69 30.99 33.70 34.35 34.27				
--- Katie Yule	17	Sierra Marlins Swim Team	2:06.81	DFS
Declared false start				
--- Morgan Razewski	15	SwimMAC Carolina	2:04.11	DFS
Declared false start				

Event 4 Men 200 LC Meter Freestyle

World:	1:42.00	W	7/28/2009	Paul Biedermann	GER
American:	1:42.96	A	8/12/2008	Michael Phelps	USA
U.S. Open:	1:44.10	O	7/1/2008	Michael Phelps	Club Wolverine
Jr World:	1:46.13	J	12/18/2018	Elijah Winnington	AUS
Pro Swim:	1:44.82	P	2016	Sun Yang	
Pool:	1:47.74	P	1/17/2020	Carson Foster	Mason Manta Rays
Trial Cut:	1:50.79	T			

Name	Age	Team	Prelim Time	Finals Time
A - Final				
1 Carson Foster	18	Mason Manta Rays	1:49.04	1:47.74 P
r:+0.66 25.33 26.83 27.63 27.95				
2 Zane Grothe	27	Boulder City Henderson Swim Te	1:50.92	1:49.07 T
r:+0.73 25.82 28.13 27.84 27.28				
3 Jake Magahey	18	SwimAtlanta	1:50.31	1:49.29 T
r:+0.73 25.79 27.31 28.27 27.92				
4 Zach Apple	22	Mission Viejo Nadadores	1:50.59	1:49.68 T
r:+0.64 25.56 27.56 27.87 28.69				
5 Grant House	21	Sun Devil Swimming	1:51.28	1:50.50 T
r:+0.64 25.47 27.87 28.68 28.48				
6 Mikel Schreuders	21	Unattached	1:50.59	1:50.94
r:+0.69 25.73 27.83 28.58 28.80				
7 Dare Rose	17	Scarlet Aquatics	1:50.82	1:51.01
r:+0.68 25.74 27.95 28.28 29.04				
8 Joey Reilman	22	Tennessee Aquatics	1:51.18	1:52.28
r:+0.70 25.45 28.13 29.14 29.56				
B - Final				
9 Andrew Seliskar	23	California Aquatics	1:51.29	1:49.53 T
r:+0.67 25.80 28.01 28.15 27.57				
10 Wyatt Davis	18	Carmel Swim Club	1:52.22	1:51.16
r:+0.68 25.86 28.13 29.12 28.05				



2019-20 - TYR Pro Swim Series #2 Knoxville - 1/16/2020 to 1/19/2020

Results

B - Final ... (Event 4 Men 200 LC Meter Freestyle)

Name	Age	Team	Prelim Time	Finals Time
11 Jake Mitchell	18	Carmel Swim Club	1:52.38	1:51.18
r:+0.70 25.85 28.26 29.02	28.05			
12 *Jeremy Bagshaw	27	Swimming Canada	1:52.00	1:51.23
r:+0.69 26.42 28.10 28.61	28.10			
13 *Javier Acevedo	21	Ajax Aquatic Club	1:52.14	1:51.72
r:+0.63 26.52 28.25 29.01	27.94			
14 *Mokhtar Al-Yamani	22	Club Wolverine	1:52.36	1:51.92
r:+0.59 25.78 28.63 29.20	28.31			
15 *Peter Brothers	23	University of Calgary Swim Clu	1:52.92	1:52.07
r:+0.76 26.19 28.25 29.02	28.61			
16 *Norbert Szabo Szabo	24	Unattached PRVT	1:51.41	1:52.08
r:+0.62 25.81 28.06 28.95	29.26			

C - Final

17 Jacob McDonald	17	Mason Manta Rays	1:53.40	1:52.47
r:+0.63 26.34 28.63 29.44	28.06			
18 Sam Hoover	16	North Carolina Aquatic Club	1:53.43	1:52.66
r:+0.61 26.14 28.95 29.38	28.19			
19 *Mathias Rysgaard	22	Denmark	1:53.03	1:52.72
r:+0.64 25.77 28.96 28.82	29.17			
20 *Carson Olafson	22	Swimming Canada	1:53.44	1:52.81
r:+0.64 25.84 28.41 29.65	28.91			
21 *Jonathan Rutter	23	Unattached PRVT	1:53.49	1:52.83
r:+0.68 26.43 28.63 29.05	28.72			
22 *Stanford Li	17	Pointe-Claire Swim Club	1:53.84	1:53.29
r:+0.64 26.53 28.79 28.99	28.98			
23 *Marcelo Acosta	23	Cardinal Aquatics	1:53.70	1:53.77
r:+0.70 27.17 28.69 29.01	28.90			
24 Alec Connolly	21	University Of Tennessee	1:53.70	1:54.49
r:+0.64 26.10 28.77 29.85	29.77			

D - Final

25 Adam Chaney	17	Mason Manta Rays	1:54.79	1:53.21
r:+0.67 25.89 29.14 29.58	28.60			
26 *Gabriel Araya	20	Azura Florida Aquatics	1:54.33	1:53.30
r:+0.75 26.74 29.05 29.10	28.41			
27 David Heron	24	Mission Viejo Nadadores	1:54.11	1:53.37
r:+0.64 26.78 29.39 29.30	27.90			
28 *Rafael Ponce De Leon	19	Bolles School Sharks	1:55.20	1:53.92
r:+0.72 26.75 28.98 29.52	28.67			
29 *James LeBuke	17	Swimming Canada	1:55.00	1:55.10
r:+0.70 26.46 29.32 29.88	29.44			
30 Noah Yanchulis	23	Unattached	1:54.90	1:55.87
r:+0.68 26.31 29.59 30.55	29.42			
31 *Marc Hinawi	22	University Of Tennessee	1:53.96	1:56.11
r:+0.67 26.75 29.53 29.84	29.99			
32 *Daniel Skaaning	26	Denmark	1:54.90	1:56.92
r:+0.60 29.10 31.92 27.99	27.91			



MARRIOTT
BONVOY



Neptune-Benson
EVOQUA



TYR xfinity

2019-20 - TYR Pro Swim Series #2 Knoxville - 1/16/2020 to 1/19/2020

Results

Event 4 Men 200 LC Meter Freestyle

World:	1:42.00	W	7/28/2009	Paul Biedermann	GER
American:	1:42.96	A	8/12/2008	Michael Phelps	USA
U.S. Open:	1:44.10	O	7/1/2008	Michael Phelps	Club Wolverine
Jr World:	1:46.13	J	12/18/2018	Elijah Winnington	AUS
Pro Swim:	1:44.82	P	2016	Sun Yang	
Pool:	1:47.74	P	1/17/2020	Carson Foster	Mason Manta Rays
Trial Cut:	1:50.79	T			

Name	Age	Team	Seed Time	Prelim Time
Preliminaries				
1 Carson Foster	18	Mason Manta Rays	1:47.47	1:49.04 T q
r:+0.68 25.58 27.18 28.07 28.21				
2 Jake Magahey	18	SwimAtlanta	1:48.11	1:50.31 T q
r:+0.74 25.93 27.81 28.54 28.03				
*3 Mikel Schreuders	21	Unattached	1:48.63	1:50.59 T q
r:+0.68 25.95 28.28 28.34 28.02				
*3 Zach Apple	22	Mission Viejo Nadadores	1:46.56	1:50.59 T q
r:+0.65 25.65 27.85 28.36 28.73				
5 Dare Rose	17	Scarlet Aquatics	1:49.26	1:50.82 q
r:+0.69 25.91 27.81 28.47 28.63				
6 Zane Grothe	27	Boulder City Henderson Swim Te	1:47.90	1:50.92 q
r:+0.72 26.14 28.36 28.57 27.85				
7 Joey Reilman	22	Tennessee Aquatics	1:50.77	1:51.18 q
r:+0.70 25.43 27.73 28.82 29.20				
8 Grant House	21	Sun Devil Swimming	1:46.95	1:51.28 q
r:+0.66 26.47 28.26 28.44 28.11				
9 Andrew Seliskar	23	California Aquatics	1:45.70	1:51.29 q
r:+0.70 26.32 28.51 28.79 27.67				
10 *Norbert Szabo Szabo	24	Unattached PRVT	1:51.04	1:51.41 q
r:+0.62 26.04 28.46 28.68 28.23				
11 *Jeremy Bagshaw	27	Swimming Canada	1:48.88	1:52.00 q
r:+0.69 26.59 28.45 28.73 28.23				
12 *Javier Acevedo	21	Ajax Aquatic Club	1:49.02	1:52.14 q
r:+0.63 26.03 28.13 29.17 28.81				
13 Wyatt Davis	18	Carmel Swim Club	1:49.48	1:52.22 q
r:+0.67 26.64 28.62 28.77 28.19				
14 *Alexander Norgaard	19	Denmark	1:52.93	1:52.30 q
r:+0.69 26.75 28.42 28.77 28.36				
15 *Mokhtar Al-Yamani	22	Club Wolverine	1:50.18	1:52.36 q
r:+0.60 26.07 28.49 28.92 28.88				
16 Jake Mitchell	18	Carmel Swim Club	1:48.92	1:52.38 q
r:+0.70 26.29 28.56 29.17 28.36				
17 *Peter Brothers	23	University of Calgary Swim Clu	1:51.27	1:52.92 q
r:+0.69 26.36 28.48 28.95 29.13				
18 *Mathias Rysgaard	22	Denmark	1:49.61	1:53.03 q
r:+0.63 25.59 28.95 28.94 29.55				
19 Jacob McDonald	17	Mason Manta Rays	1:51.46	1:53.40 q
r:+0.67 26.46 28.47 29.30 29.17				



MARRIOTT
BONVOY



Neptune-Benson
EVOQUA



TYR xfinity

2019-20 TYR Pro Swim Series #2 Knoxville - 1/16/2020 to 1/19/2020

Results

Preliminaries ... (Event 4 Men 200 LC Meter Freestyle)

Name	Age	Team	Seed Time	Prelim Time	
20 Sam Hoover	16	North Carolina Aquatic Club	1:52.29	1:53.43	q
r:+0.63 26.60 29.10 28.94	28.79				
21 *Carson Olafson	22	Swimming Canada	1:49.14	1:53.44	q
r:+0.68 25.78 28.74 29.45	29.47				
22 *Jonathan Rutter	23	Unattached PRVT	1:50.95	1:53.49	q
r:+0.68 26.48 28.87 29.18	28.96				
23 Will Licon	25	Longhorn Aquatics	1:53.01	1:53.69	q
r:+0.69 26.14 28.77 29.67	29.11				
*24 *Marcelo Acosta	23	Cardinal Aquatics	1:50.58	1:53.70	q
r:+0.69 27.09 28.93 29.11	28.57				
*24 Alec Connolly	21	University Of Tennessee	1:55.25	1:53.70	q
r:+0.64 26.42 28.95 29.01	29.32				
Swim-Off Required					
26 William Cole	18	Lakeside Swim Team	1:53.54	1:53.77	q
r:+0.69 26.00 28.25 29.75	29.77				
27 *Stanford Li	17	Pointe-Claire Swim Club	1:55.22	1:53.84	q
r:+0.67 26.81 28.58 29.43	29.02				
28 *Marc Hinawi	22	University Of Tennessee	1:52.92	1:53.96	q
r:+0.70 26.65 28.71 29.42	29.18				
29 David Heron	24	Mission Viejo Nadadores	1:54.71	1:54.11	q
r:+0.66 26.58 28.59 29.51	29.43				
30 *Gabriel Araya	20	Azura Florida Aquatics	1:52.05	1:54.33	q
r:+0.77 26.80 29.01 29.78	28.74				
31 *Brian Palaschuk	22	Regina Optimist Dolphins Swim	1:51.33	1:54.58	q
r:+0.71 26.89 29.33 29.44	28.92				
32 Chris Wieser	24	DART Swimming	1:49.38	1:54.73	q
r:+0.67 27.54 29.34 28.83	29.02				
33 Adam Chaney	17	Mason Manta Rays	1:52.13	1:54.79	
r:+0.67 26.45 29.83 29.07	29.44				
*34 Noah Yanchulis	23	Unattached	1:53.10	1:54.90	
r:+0.68 26.74 29.26 30.03	28.87				
*34 *Daniel Skaaning	26	Denmark	1:51.25	1:54.90	
r:+0.59 26.12 28.95 29.67	30.16				
Swim-Off Required					
36 *James LeBuke	17	Swimming Canada	1:54.48	1:55.00	
r:+0.68 26.58 29.48 29.86	29.08				
37 Sawyer Grimes	18	Sandpipers Of Nevada	1:55.23	1:55.07	
r:+0.63 27.23 28.90 29.65	29.29				
38 *Rafael Ponce De Leon	19	Bolles School Sharks	1:55.68	1:55.20	
r:+0.77 26.91 29.22 29.69	29.38				
39 Nolan Briggs	19	University Of Tennessee	1:53.44	1:55.21	
r:+0.66 25.99 29.05 30.34	29.83				
40 Josh Fleagle	26	Unattached	1:51.88	1:55.34	
r:+0.72 27.63 30.40 29.74	27.57				
41 Conor Cranfield	17	Swim Florida	1:56.87	1:55.45	
r:+0.75 27.14 28.69 29.98	29.64				



2019-20 - TYR Pro Swim Series #2 Knoxville - 1/16/2020 to 1/19/2020

Results

Preliminaries ... (Event 4 Men 200 LC Meter Freestyle)

Name	Age	Team	Seed Time	Prelim Time
42 Jacob Powell	18	Unattached ARMY	1:54.74	1:55.59
r:+0.64 27.12 29.07 29.75 29.65				
43 Ike Atkinson	18	SwimMAC Carolina	1:54.30	1:55.61
r:+0.77 26.41 29.05 30.01 30.14				
44 Josh Walsh	20	University Of Tennessee	1:51.56	1:55.75
r:+0.64 26.84 29.24 30.08 29.59				
45 Ethan Heasley	18	Hillsboro Swim Team	1:51.52	1:55.82
r:+0.69 26.93 29.58 29.93 29.38				
46 *Michal McGillivray	17	Regina Optimist Dolphins Swim	1:54.84	1:55.85
r:+0.72 26.84 29.26 30.39 29.36				
47 Cooper Lucas	14	Lakeside Aquatic Club	1:54.19	1:56.00
r:+0.72 26.56 29.22 30.49 29.73				
*48 Kyle Garcia	17	Sierra Marlins Swim Team	1:57.26	1:56.27
r:+0.66 27.59 30.08 29.85 28.75				
*48 Boyd Poelke	18	SwimMAC Carolina	1:54.07	1:56.27
r:+0.71 26.78 29.52 30.24 29.73				
50 William Chavez	18	Univ of Denver Hilltoppers	1:39.53Y	1:56.42
r:+0.62 27.31 29.50 30.00 29.61				
51 *Lukas Cote	18	Saint Petersburg Aquatics	1:52.85	1:56.49
r:+0.64 26.35 29.04 30.17 30.93				
52 Baylor Nelson	16	SwimMAC Carolina	1:56.04	1:56.56
r:+0.69 27.84 29.86 30.16 28.70				
53 Kevin Lin	19	Unattached ARMY	1:36.50Y	1:56.62
r:+0.71 26.91 29.24 30.02 30.45				
54 Seth Bailey	19	University Of Tennessee	1:51.56	1:56.63
r:+0.61 26.58 29.08 30.30 30.67				
55 *Jordan Crooks	17	Cayman Islands	1:56.33	1:56.73
r:+0.67 27.40 29.79 30.38 29.16				
56 John Gehrig	17	SwimMAC Carolina	1:56.02	1:56.84
r:+0.69 27.16 29.71 30.38 29.59				
57 Logan Zucker	16	SwimMAC Carolina	1:54.94	1:57.34
r:+0.64 26.83 29.49 30.92 30.10				
58 Stuart Pluskaitis	19	Snow Swimming	1:56.72	1:57.39
r:+0.72 27.79 29.77 30.33 29.50				
59 James Don	17	Scarlet Aquatics	1:57.91	1:57.43
r:+0.64 27.52 29.39 29.94 30.58				
60 Tanner Falls	18	Unattached ARMY	1:55.07	1:57.51
r:+0.68 27.04 29.57 30.72 30.18				
61 Ryan Staunch	17	Swim Florida	1:57.94	1:57.73
r:+0.75 27.80 29.45 30.50 29.98				
62 Jack Vandeusen	18	Bolles School Sharks	1:52.43	1:58.09
r:+0.67 27.31 29.54 30.80 30.44				
63 Parker Reynolds	15	Santa Maria Swim Club	1:55.52	1:58.12
r:+0.69 27.75 29.60 30.89 29.88				
64 *Patrick Hussey	18	Pointe-Claire Swim Club	1:54.84	1:58.17
r:+0.77 27.20 29.09 30.91 30.97				



2019-20 - TYR Pro Swim Series #2 Knoxville - 1/16/2020 to 1/19/2020

Results

Preliminaries ... (Event 4 Men 200 LC Meter Freestyle)

Name	Age	Team	Seed Time	Prelim Time
65 Dylan Becker r:+0.67 27.99 30.23 30.11 29.87	17	Sandpipers Of Nevada	1:57.93	1:58.20
66 Joel Giraudeau r:+0.61 26.75 29.89 30.40 31.28	19	University Of Tennessee	1:55.52	1:58.32
67 *Robert Hill r:+0.63 27.49 29.74 30.92 30.20	23	University of Calgary Swim Clu	1:55.02	1:58.35
68 Aj Sheppard r:+0.73 27.93 30.03 30.48 30.29	17	Clovis Swim Club	1:55.87	1:58.73
69 *Edouard Fullum-Huot r:+0.70 27.56 30.34 31.20 29.71	17	Pointe-Claire Swim Club	1:56.52	1:58.81
70 *Philippe Robins r:+0.73 26.44 29.21 30.99 32.27	17	Pointe-Claire Swim Club	1:53.56	1:58.91
71 *Eric Brown r:+0.74 27.76 30.40 30.98 30.02	17	Pointe-Claire Swim Club	1:57.13	1:59.16
72 Jack Anderson r:+0.71 27.76 30.50 31.48 30.12	16	Lakeside Swim Team	1:56.75	1:59.86
73 Justin Culetu r:+0.70 27.73 30.03 30.69 31.46	17	Unattached	1:55.48	1:59.91
74 Nathan Murray r:+0.69 27.75 30.55 31.49 30.30	22	University Of Tennessee	1:38.70Y	2:00.09
75 Zane Rosely r:+0.63 27.75 30.31 31.45 31.11	17	Club Wolverine	1:41.75Y	2:00.62
76 Wes Barnett r:+0.71 28.05 30.86 31.58 31.21	17	SwimMAC Carolina	1:57.40	2:01.70
77 Oakley Lorson r:+0.70 28.37 30.41 31.11 32.10	17	Columbia Swim Club	1:57.79	2:01.99
78 Jackson Kirk r:+0.71 27.88 30.58 32.23 31.91	18	Bolles School Sharks	1:56.90	2:02.60
--- Jack Conger Declared false start	25	Cavalier Aquatics	1:46.85	DFS
--- *Yeziel Morales Declared false start	24	Azura Florida Aquatics	1:53.87	DFS
--- Dean Farris Declared false start	22	Harvard Swimming	1:46.45	DFS
--- Taylor Abbott Declared false start	21	University Of Tennessee	1:54.05	DFS
--- Nick Zito Declared false start	25	Unattached FMC	1:41.74Y	DFS
--- *Yuri Kisil Did not finish r:+0.70 23.92	24	Swimming Canada	1:54.05	DNF



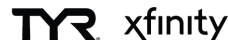
2019-20 - TYR Pro Swim Series #2 Knoxville - 1/16/2020 to 1/19/2020

Results

Event 5 Women 100 LC Meter Breaststroke

World:	1:04.13	W	7/25/2017	Lilly King	USA
American:	1:04.13	A	7/25/2017	Lilly King	USA
U.S. Open:	1:04.45	O	8/7/2009	Jessica Hardy	Trojan
Jr World:	1:05.39	J	8/20/2014	Ruta Meilutyte	LTU
Pro Swim:	1:05.57	P	2011	Rebecca Soni	
Pool:	1:06.68	P	1/17/2020	Annie Lazor	Mission Viejo Na
Trial Cut:	1:10.99	T			

Name	Age	Team	Prelim Time	Finals Time
A - Final				
1 Annie Lazor	25	Mission Viejo Nadadores	1:07.72	1:06.68 P
r:+0.69 31.31 35.37				
2 Emily Escobedo	24	Condors Swim Club of Clarkstow	1:09.01	1:07.71 T
r:+0.65 32.36 35.35				
3 Bethany Galat	24	Aggie Swim Club	1:09.11	1:08.08 T
r:+0.61 32.11 35.97				
4 *Sophie Hansson	21	NC State University	1:08.04	1:08.23
r:+0.73 32.10 36.13				
5 Micah Sumrall	29	Chatahoochee Gold Swim Club	1:09.10	1:08.57 T
r:+0.72 32.77 35.80				
6 Lydia Jacoby	15	Seward Tsunami Swim Club	1:10.02	1:08.66 T
r:+0.68 32.12 36.54				
7 *Jocelyn Ulyett	24	Loughborough University	1:09.97	1:09.33
r:+0.74 32.97 36.36				
8 Emma Weber	16	Univ of Denver Hilltoppers	1:10.33	1:09.80 T
r:+0.70 32.66 37.14				
B - Final				
9 *Kierra Smith	25	Swimming Canada	1:10.58	1:10.29
r:+0.69 33.38 36.91				
10 *Jamie Yeung	22	Club Wolverine/Hong Kong	1:11.93	1:10.31
r:+0.63 33.04 37.27				
11 *Laura Morley	23	Bahamas Swimming Federation	1:10.92	1:10.72
r:+0.72 33.91 36.81				
*12 Nikol Popov	20	University Of Tennessee	1:11.28	1:11.09
r:+0.71 33.38 37.71				
*12 Danielle Herrmann	32	Clovis Swim Club	1:11.48	1:11.09
r:+0.69 32.88 38.21				
14 Chase Davison	15	Univ of Denver Hilltoppers	1:11.82	1:11.43
r:+0.69 33.58 37.85				
15 Olivia Anderson	22	Longhorn Aquatics	1:12.14	1:11.70
r:+0.72 33.78 37.92				
16 Annika McEnroe	17	Y-Spartaquatics Swim Club	1:12.15	1:12.18
r:+0.70 34.34 37.84				
C - Final				
17 Kaylee Hamblin	16	Mecklenburg Swim Association	1:12.17	1:10.98 T
r:+0.69 33.40 37.58				
18 Emme Nelson	18	SwimMAC Carolina	1:12.84	1:11.97
r:+0.73 33.91 38.06				



2019-20 - TYR Pro Swim Series #2 Knoxville - 1/16/2020 to 1/19/2020

Results

C - Final ... (Event 5 Women 100 LC Meter Breaststroke)

Name	Age	Team	Prelim Time	Finals Time
19 Aubree Brouwer r:+0.67 34.39 37.81	16	Springfield Aquatics	1:12.59	1:12.20
20 Olivia Mendenhall r:+0.80 34.42 38.15	16	Springfield Aquatics	1:13.19	1:12.57
21 *Desirae Mangaoang r:+0.63 34.80 38.02	17	SwimMAC Carolina	1:13.02	1:12.82
22 Gracie Weyant r:+0.76 34.77 38.09	14	Sarasota Sharks	1:13.19	1:12.86
23 Brynn Curtis r:+0.79 34.37 38.66	18	York Swim Club	1:13.03	1:13.03
24 Hannah Ownbey r:+0.69 34.75 38.44	18	Y-Spartaquatics Swim Club	1:12.18	1:13.19

D - Final

25 Sophia Bradac r:+0.75 33.92 37.96	18	Univ of Denver Hilltoppers	1:13.52	1:11.88
26 Gigi Johnson r:+0.71 34.78 37.63	15	SwimAtlanta	1:13.49	1:12.41
27 Holley Dennis r:+0.72 33.98 38.69	17	Univ of Denver Hilltoppers	1:13.38	1:12.67
28 Claire Chahbandour r:+0.73 34.74 38.69	16	Univ of Denver Hilltoppers	1:13.25	1:13.43
29 Jady Jannasch r:+0.72 34.66 38.87	17	Lakeside Aquatic Club	1:13.57	1:13.53
30 Anne Deedy r:+0.69 34.72 38.86	15	Empire KC Swim Club	1:13.59	1:13.58
31 Sally Foley r:+0.73 34.77 39.15	17	Penn Charter Aquatic Club	1:13.43	1:13.92
32 Reese Lugbill r:+0.76 34.77 39.31	17	Mason Manta Rays	1:13.21	1:14.08

Event 5 Women 100 LC Meter Breaststroke

World:	1:04.13	W	7/25/2017	Lilly King	USA
American:	1:04.13	A	7/25/2017	Lilly King	USA
U.S. Open:	1:04.45	O	8/7/2009	Jessica Hardy	Trojan
Jr World:	1:05.39	J	8/20/2014	Ruta Meilutyte	LTU
Pro Swim:	1:05.57	P	2011	Rebecca Soni	
Pool:	1:06.68	P	1/17/2020	Annie Lazor	Mission Viejo Na
Trial Cut:	1:10.99	T			

Name	Age	Team	Seed Time	Prelim Time
Preliminaries				
1 Annie Lazor r:+0.71 31.97 35.75	25	Mission Viejo Nadadores	1:06.03	1:07.72 T q
2 *Sophie Hansson r:+0.74 32.16 35.88	21	NC State University	1:07.61	1:08.04 q
3 Emily Escobedo r:+0.65 32.80 36.21	24	Condors Swim Club of Clarkstow	1:07.46	1:09.01 T q

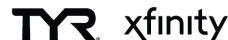


2019-20 - TYR Pro Swim Series #2 Knoxville - 1/16/2020 to 1/19/2020

Results

Preliminaries ... (Event 5 Women 100 LC Meter Breaststroke)

Name	Age	Team	Seed Time	Prelim Time
4 Micah Sumrall r:+0.73 32.87 36.23	29	Chatahoochee Gold Swim Club	1:07.80	1:09.10 T q
5 Bethany Galat r:+0.65 32.69 36.42	24	Aggie Swim Club	1:06.41	1:09.11 T q
6 *Jocelyn Ulyett r:+0.71 33.43 36.54	24	Loughborough University	1:07.35	1:09.97 q
7 Lydia Jacoby r:+0.68 32.82 37.20	15	Seward Tsunami Swim Club	1:08.12	1:10.02 T q
8 Emma Weber r:+0.71 33.29 37.04	16	Univ of Denver Hilltoppers	1:08.73	1:10.33 T q
9 *Kierra Smith r:+0.68 33.69 36.89	25	Swimming Canada	1:06.54	1:10.58 q
10 *Laura Morley r:+0.74 34.05 36.87	23	Bahamas Swimming Federation	1:10.44	1:10.92 q
11 Nikol Popov r:+0.72 33.65 37.63	20	University Of Tennessee	1:08.43	1:11.28 q
12 Danielle Herrmann r:+0.66 33.61 37.87	32	Clovis Swim Club	1:09.87	1:11.48 q
13 *Faith Knelson r:+0.71 33.28 38.46	18	Swimming Canada	1:07.30	1:11.74 q
14 Chase Davison r:+0.70 33.54 38.28	15	Univ of Denver Hilltoppers	1:11.03	1:11.82 q
15 *Jamie Yeung r:+0.66 34.09 37.84	22	Club Wolverine/Hong Kong	1:07.86	1:11.93 q
16 Olivia Anderson r:+0.74 33.62 38.52	22	Longhorn Aquatics	1:09.38	1:12.14 q
17 Annika McEnroe r:+0.68 34.35 37.80	17	Y-Spartaquatics Swim Club	1:11.68	1:12.15 q
18 Kaylee Hamblin r:+0.70 33.53 38.64	16	Mecklenburg Swim Association	1:11.25	1:12.17 q
19 Hannah Ownbey r:+0.67 34.05 38.13	18	Y-Spartaquatics Swim Club	1:12.49	1:12.18 q
20 Phoebe Bacon r:+0.70 33.92 38.29	17	Nation's Capital Swim Club	1:11.49	1:12.21 q
21 Aubree Brouwer r:+0.73 34.30 38.29	16	Springfield Aquatics	1:09.33	1:12.59 q
22 Emme Nelson r:+0.72 34.48 38.36	18	SwimMAC Carolina	1:11.29	1:12.84 q
23 *Desirae Mangaoang r:+0.65 34.71 38.31	17	SwimMAC Carolina	1:11.05	1:13.02 q
24 Brynn Curtis r:+0.81 34.50 38.53	18	York Swim Club	1:12.90	1:13.03 q
25 Olivia Mendenhall r:+0.86 34.90 38.29	16	Springfield Aquatics	1:11.89	1:13.19 q
26 Gracie Weyant r:+0.77 34.92 38.27	14	Sarasota Sharks	1:12.87	1:13.19 q



2019-20 - TYR Pro Swim Series #2 Knoxville - 1/16/2020 to 1/19/2020

Results

Preliminaries ... (Event 5 Women 100 LC Meter Breaststroke)

Name	Age	Team	Seed Time	Prelim Time	
27 Reese Lugbill r:+0.76 34.43 38.78	17	Mason Manta Rays	1:12.07	1:13.21	q
28 Claire Chahbandour r:+0.72 34.15 39.10	16	Univ of Denver Hilltoppers	1:12.42	1:13.25	q
29 Holley Dennis r:+0.77 34.62 38.76	17	Univ of Denver Hilltoppers	1:11.59	1:13.38	q
30 Sally Foley r:+0.72 34.20 39.23	17	Penn Charter Aquatic Club	1:11.16	1:13.43	q
31 Gigi Johnson r:+0.73 34.85 38.64	15	SwimAtlanta	1:11.95	1:13.49	q
32 Sophia Bradac r:+0.72 34.17 39.35	18	Univ of Denver Hilltoppers	1:10.49	1:13.52	q
33 Jady Jannasch r:+0.75 34.67 38.90	17	Lakeside Aquatic Club	1:12.50	1:13.57	
34 Anne Deedy r:+0.72 35.16 38.43	15	Empire KC Swim Club	1:14.27	1:13.59	
35 Lauren Barakey r:+0.71 34.49 39.13	17	Tide Swimming	1:10.86	1:13.62	
36 Grace Rainey r:+0.82 34.91 39.03	15	SwimMAC Carolina	1:09.42	1:13.94	
37 Jordyn Libler r:+0.67 34.87 39.10	16	Club Wolverine	1:12.14	1:13.97	
38 *Xiaoyun Guan r:+0.79 34.41 39.57	16	Chena Swim Club	1:13.75	1:13.98	
39 Madison Koutavas r:+0.74 34.67 39.33	17	Bolles School Sharks	1:13.34	1:14.00	
40 Isabelle Stadden r:+0.66 34.88 39.39	17	Aquajets Swim Team	1:11.75	1:14.27	
41 *Hannah Holman r:+0.70 34.86 39.44	23	University Of Tennessee	1:13.48	1:14.30	
42 Saige Kemeny r:+0.74 35.14 39.32	18	Area Tallahassee Aquatic Club	1:13.43	1:14.46	
43 *Emma Hwang r:+0.86 34.85 39.99	16	Chena Swim Club	1:13.02	1:14.84	
44 Mary Martin r:+0.84 34.93 40.10	16	Greater Des Moines YMCA	1:12.24	1:15.03	
45 Bridget McGann r:+0.76 35.60 39.60	13	Delta Aquatics	1:13.40	1:15.20	
46 Emily Giesler r:+0.74 36.08 39.20	18	Rose Bowl Aquatics	1:13.73	1:15.28	
47 Kelly Wetteland r:+0.67 35.03 40.30	15	Prime Aquatics	1:14.37	1:15.33	
48 Ella Platek r:+0.73 35.94 39.46	17	Nashville Aquatic Club	1:13.61	1:15.40	
49 Jojo Jorgenson r:+0.74 35.15 40.56	18	Aquajets Swim Team	1:05.02Y	1:15.71	



2019-20 - TYR Pro Swim Series #2 Knoxville - 1/16/2020 to 1/19/2020

Results

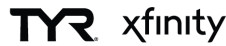
Preliminaries ... (Event 5 Women 100 LC Meter Breaststroke)

Name	Age	Team	Seed Time	Prelim Time
50 Seanna Muhitch r:+0.70 35.94 39.80	13	Lakeside Aquatic Club	1:15.01	1:15.74
51 Ashley Lugbill r:+0.84 35.41 40.49	17	Mason Manta Rays	1:13.96	1:15.90
52 *Jade Lo r:+0.66 35.95 40.16	15	Etobicoke Swim Club	1:15.02	1:16.11
53 Mandolin Nguyen r:+0.70 34.77 41.42	18	Unattached ARMY	1:02.69Y	1:16.19
54 Jewel Gordon r:+0.59 34.49 41.79	18	Baylor Swim Club	1:03.13Y	1:16.28
55 Madison Graham r:+0.73 35.47 41.05	22	University Of Tennessee	1:02.74Y	1:16.52
56 Carly Schwab r:+0.76 34.88 41.98	18	Bolles School Sharks	1:13.21	1:16.86
57 Maxine Parkinson r:+0.68 36.25 41.10	17	Delta Aquatics	1:12.75	1:17.35
58 Kaila Pardus r:+0.68 36.70 41.18	17	South Carolina Swim Club	1:02.72Y	1:17.88
59 Audrey Yu r:+0.65 37.07 44.31	15	Sandpipers Of Nevada	1:05.79Y	1:21.38
--- Anna Shaw r:+0.76 35.46 40.10	17	Univ of Denver Hilltoppers	1:14.98	DQ
--- Olivia Peoples Declared false start	16	Bolles School Sharks	1:01.94Y	DFS
--- Madisyn Cox Declared false start	24	Longhorn Aquatics	1:07.51	DFS
--- Audrey Richardson Declared false start	17	NASA Wildcat Aquatics	1:05.95Y	DFS
--- Molly Hannis Declared false start	27	Tennessee Aquatics	1:05.78	DFS
--- Emily Sykes	21	University Of Tennessee	1:11.99	NS

Event 6 Men 100 LC Meter Breaststroke

World:	56.88	W	7/21/2019	Adam Peaty	GBR
American:	58.64	A	7/23/2017	Kevin Cordes	USA
U.S. Open:	58.74	O	6/30/2017	Kevin Cordes/Jaoa Gomes	Unattached-SE
Jr World:	59.01	J	8/23/2017	Nicolo Martinenghi	ITA
Pro Swim:	58.86	P	2017	Adam Peaty	
Pool:	59.76	P	7/19/2012	Mark D. Gangloff	UN-AU
Trial Cut:	1:03.29	T			

Name	Age	Team	Prelim Time	Finals Time
A - Final				
1 Nicolas Fink r:+0.75 28.31 31.69	26	Athens Bulldog Swim Club/Georgia	1:01.12	1:00.00 T
2 *Anton McKee r:+0.63 28.51 32.14	26	Pinnacle Racing	1:01.66	1:00.65



2019-20 - TYR Pro Swim Series #2 Knoxville - 1/16/2020 to 1/19/2020

Results

A - Final ... (Event 6 Men 100 LC Meter Breaststroke)

Name	Age	Team	Prelim Time	Finals Time
*3 *Tobias Bjerg r:+0.68 28.30 32.97	21	Denmark	1:01.86	1:01.27
*3 *Michael Houlie r:+0.70 28.10 33.17	19	University Of Tennessee	1:02.03	1:01.27
5 Andrew Wilson r:+0.63 29.00 32.66	26	Athens Bulldog Swim Club	1:01.94	1:01.66 T
6 *Carlos Claverie r:+0.71 28.88 32.83	23	Cardinal Aquatics	1:01.64	1:01.71
7 *Richard Funk r:+0.64 28.81 33.59	27	Swimming Canada	1:02.55	1:02.40
8 *Nils Wich-Glasen r:+0.73 29.25 33.30	25	Unattached GAME	1:01.50	1:02.55
B - Final				
9 *Edgar Crespo r:+0.64 29.05 33.39	30	SwimAtlanta	1:03.08	1:02.44
10 Nick Zito r:+0.70 29.25 33.22	25	Unattached FMC	1:02.98	1:02.47 T
11 Sam Stewart r:+0.68 29.78 33.24	22	Unattached	1:03.32	1:03.02 T
12 Wes Thomas r:+0.64 29.93 33.73	24	Alto Swim Club	1:03.65	1:03.66
13 Jarel Dillard r:+0.59 29.41 34.50	19	University Of Tennessee	1:03.08	1:03.91
14 *Jonathan Rutter r:+0.67 30.38 33.61	23	Unattached PRVT	1:03.92	1:03.99
15 Ian Finnerty r:+0.68 29.51 35.26	23	Mission Viejo Nadadores	1:02.85	1:04.77
C - Final				
17 Daniel Worth r:+0.62 29.96 34.14	17	Empire KC Swim Club	1:04.81	1:04.10
18 *Alexander Milanovich r:+0.74 29.45 34.96	17	Etobicoke Swim Club	1:05.16	1:04.41
19 Evan McCormick r:+0.64 30.59 33.98	18	Sierra Marlins Swim Team	1:05.27	1:04.57
20 *Frederik Kamminga r:+0.67 30.02 34.60	21	Edmonton Keyano Swim Club	1:04.36	1:04.62
21 Joseph Hong r:+0.67 29.93 34.85	16	Penn Charter Aquatic Club	1:05.08	1:04.78
22 *Finlay Knox r:+0.66 29.84 35.13	19	Swimming Canada	1:04.93	1:04.97
23 Luke Barr r:+0.65 30.21 35.01	16	Sarpy County Swim Club	1:04.34	1:05.22
24 Sam Hoover r:+0.66 30.92 35.58	16	North Carolina Aquatic Club	1:04.98	1:06.50
D - Final				
25 Christian March r:+0.67 30.54 34.42	23	Performance Aquatics	1:05.80	1:04.96



MARRIOTT
BONVOY



Neptune-Benson
EVOQUA

OMEGA



TYR xfinity

2019-20 - TYR Pro Swim Series #2 Knoxville - 1/16/2020 to 1/19/2020

Results

D - Final ... (Event 6 Men 100 LC Meter Breaststroke)

Name	Age	Team	Prelim Time	Finals Time
26 Luke Massey r:+0.66 30.13 34.84	19	University Of Tennessee	1:05.29	1:04.97
27 Sean Swift r:+0.71 30.73 34.31	17	Sierra Marlins Swim Team	1:06.17	1:05.04
28 Alex Brehm r:+0.68 30.86 34.22	17	Lakeside Swim Team	1:05.85	1:05.08
29 Kevin Degrijze r:+0.65 30.92 34.78	17	SwimAtlanta	1:05.73	1:05.70
30 Oleksiy Polishchuk r:+0.75 31.23 34.52	20	Scarlet Aquatics	1:05.72	1:05.75
31 Matt Stanley r:+0.70 31.65 35.77	19	Connecticut Aquatic Club	1:06.04	1:07.42
--- Bryar Long r:+0.61 30.87 34.82	22	Atomic City Aquatic Club	1:06.33	DQ

B - Final

--- Lance Culjat r:+0.62 29.56 33.60	21	Empire KC Swim Club	1:03.51	DQ
---	----	---------------------	---------	----

Event 6 Men 100 LC Meter Breaststroke

World: 56.88	W 7/21/2019	Adam Peaty	GBR
American: 58.64	A 7/23/2017	Kevin Cordes	USA
U.S. Open: 58.74	O 6/30/2017	Kevin Cordes/Jaoa Gomes	Unattached-SE
Jr World: 59.01	J 8/23/2017	Nicolo Martinenghi	ITA
Pro Swim: 58.86	P 2017	Adam Peaty	
Pool: 59.76	P 7/19/2012	Mark D. Gangloff	UN-AU
Trial Cut: 1:03.29	T		

Name	Age	Team	Seed Time	Prelim Time
Preliminaries				
1 Nicolas Fink r:+0.78 29.21 31.91	26	Athens Bulldog Swim Club/Georgia	59.86	1:01.12 T q
2 *Nils Wich-Glasen r:+0.68 28.80 32.70	25	Unattached GAME	1:01.03	1:01.50 q
3 *Carlos Claverie r:+0.72 29.16 32.48	23	Cardinal Aquatics	1:00.79	1:01.64 q
4 *Anton McKee r:+0.67 29.37 32.29	26	Pinnacle Racing	1:00.32	1:01.66 q
5 *Tobias Bjerg r:+0.71 28.79 33.07	21	Denmark	59.17	1:01.86 q
6 Andrew Wilson r:+0.65 29.22 32.72	26	Athens Bulldog Swim Club	58.93	1:01.94 T q
7 *Michael Houlie r:+0.63 28.68 33.35	19	University Of Tennessee	59.64	1:02.03 q
8 *Richard Funk r:+0.65 29.27 33.28	27	Swimming Canada	1:00.33	1:02.55 q
9 Ian Finnerty r:+0.72 29.18 33.67	23	Mission Viejo Nadadores	59.49	1:02.85 T q

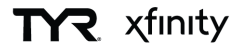


2019-20 - TYR Pro Swim Series #2 Knoxville - 1/16/2020 to 1/19/2020

Results

Preliminaries ... (Event 6 Men 100 LC Meter Breaststroke)

Name	Age	Team	Seed Time	Prelim Time
10 Nick Zito r:+0.69 29.52 33.46	25	Unattached FMC	1:02.08	1:02.98T q
*11 Jarel Dillard r:+0.61 29.19 33.89	19	University Of Tennessee	1:03.89	1:03.08T q
*11 *Edgar Crespo r:+0.67 29.46 33.62	30	SwimAtlanta	1:01.60	1:03.08 q
13 Sam Stewart r:+0.65 29.92 33.40	22	Unattached	1:04.76	1:03.32 q
14 Lance Culjat r:+0.62 29.68 33.83	21	Empire KC Swim Club	1:06.02	1:03.51 q
15 Wes Thomas r:+0.64 29.77 33.88	24	Alto Swim Club	1:02.22	1:03.65 q
16 *Jonathan Rutter r:+0.64 30.59 33.33	23	Unattached PRVT	1:03.40	1:03.92 q
17 Luke Barr r:+0.68 29.70 34.64	16	Sarpy County Swim Club	1:03.44	1:04.34 q
18 *Frederik Kamminga r:+0.71 30.01 34.35	21	Edmonton Keyano Swim Club	1:03.87	1:04.36 q
19 Daniel Worth r:+0.66 30.22 34.59	17	Empire KC Swim Club	1:04.61	1:04.81 q
20 *Finlay Knox r:+0.67 29.97 34.96	19	Swimming Canada	1:03.85	1:04.93 q
21 Sam Hoover r:+0.63 30.51 34.47	16	North Carolina Aquatic Club	1:04.01	1:04.98 q
22 Joseph Hong r:+0.67 30.11 34.97	16	Penn Charter Aquatic Club	1:04.70	1:05.08 q
23 *Alexander Milanovich r:+0.71 30.21 34.95	17	Etobicoke Swim Club	1:02.20	1:05.16 q
24 Evan McCormick r:+0.63 30.49 34.78	18	Sierra Marlins Swim Team	1:04.50	1:05.27 q
25 Luke Massey r:+0.67 30.28 35.01	19	University Of Tennessee	1:02.42	1:05.29 q
26 Oleksiy Polishchuk r:+0.77 31.21 34.51	20	Scarlet Aquatics	1:07.61	1:05.72 q
27 Kevin Degrijze r:+0.67 31.01 34.72	17	SwimAtlanta	1:07.66	1:05.73 q
28 Christian March r:+0.71 31.09 34.71	23	Performance Aquatics	1:03.76	1:05.80 q
29 Alex Brehm r:+0.68 31.14 34.71	17	Lakeside Swim Team	1:04.29	1:05.85 q
30 Matt Stanley r:+0.71 30.87 35.17	19	Connecticut Aquatic Club	55.76Y	1:06.04 q
31 Sean Swift r:+0.69 30.98 35.19	17	Sierra Marlins Swim Team	1:05.32	1:06.17 q
32 Bryar Long r:+0.69 30.93 35.40	22	Atomic City Aquatic Club	1:04.82	1:06.33 q



2019-20 - TYR Pro Swim Series #2 Knoxville - 1/16/2020 to 1/19/2020

Results

Preliminaries ... (Event 6 Men 100 LC Meter Breaststroke)

Name	Age	Team	Seed Time	Prelim Time
33 Tyler Penney r:+0.74 31.05 35.53	20	Fremont Area Swim Team	1:05.92	1:06.58
34 Brett Champlin r:+0.71 30.35 36.31	19	University Of Tennessee	1:03.27	1:06.66
35 Peter Paulus r:+0.65 30.61 36.21	19	Dallas Mustangs	1:05.70	1:06.82
36 Cam Abaqueta r:+0.68 31.41 35.44	16	SwimMAC Carolina	1:06.65	1:06.85
37 Tim Raab r:+0.61 30.73 36.15	22	University Of Tennessee	1:04.93	1:06.88
38 Kendall Ewing r:+0.65 31.04 35.92	17	Tide Swimming	1:05.19	1:06.96
39 Will Scholtz r:+0.75 31.68 35.85	15	Lakeside Swim Team	1:06.67	1:07.53
40 Michael Phillips r:+0.78 32.40 35.14	15	Aquajets Swim Team	1:06.46	1:07.54
41 Sebastian Wolff r:+0.63 31.18 36.51	16	Univ of Denver Hilltoppers	1:04.39	1:07.69
42 Conner Kang r:+0.62 31.61 36.26	18	Lakeside Swim Team	1:06.09	1:07.87
43 Harper Houk r:+0.63 31.94 36.83	18	Atomic City Aquatic Club	1:06.99	1:08.77
44 Conall Monahan r:+0.67 32.32 36.59	17	SwimMAC Carolina	56.95Y	1:08.91
45 *Alex Borisov r:+0.65 31.89 37.33	18	Baylor Swim Club	1:06.44	1:09.22
46 Henry Batson r:+0.67 32.85 36.58	17	Univ of Denver Hilltoppers	1:08.41	1:09.43
47 Max Woodbury r:+0.72 32.36 37.59	19	Hillsboro Swim Team	1:08.34	1:09.95
48 Will Tippett r:+0.66 33.69 38.70	18	Baylor Swim Club	1:06.99	1:12.39
--- *James Dergousoff r:+0.75 29.42 33.37	23	Chena Swim Club	1:02.00	DQ
--- Parker Kaye r:+0.63 31.51 34.66	21	University Of Tennessee	1:05.00	DQ
--- Matthew Dunphy Declared false start	22	Tennessee Aquatics	1:02.06	DFS
--- Cameron Tvrdik	17	SwimAtlanta	1:04.84	NS
--- Ben Phifer	18	SwimAtlanta	1:05.48	NS
--- Matthew Steele	17	SwimAtlanta	1:06.63	NS



2019-20 - TYR Pro Swim Series #2 Knoxville - 1/16/2020 to 1/19/2020

Results

Event 7 Women 100 LC Meter Butterfly

World:	55.48	W	8/7/2016	Sarah Sjostrom	SWE
American:	55.98	A	7/29/2012	Dana Vollmer	USA Olympic Team
U.S. Open:	56.38	O	1/15/2016	Sarah Sjostrom	SWE
Jr World:	56.46	J	8/7/2016	Penny Oleksiak	CAN
Pro Swim:	56.38	P	2016	Sarah Sjostrom	
Pool:	57.65	P	1/17/2020	Amanda Kendall	Mission Viejo Na
Trial Cut:	1:00.69	T			

Name	Age	Team	Prelim Time	Finals Time
A - Final				
1 Amanda Kendall	29	Mission Viejo Nadadores	58.07	57.65 P
r:+0.70 26.91 30.74				
2 Regan Smith	17	Riptide	58.90	57.86 T
r:+0.66 27.38 30.48				
3 Kelsi Dahlia	25	Cardinal Aquatics	58.90	57.98 T
r:+0.64 27.31 30.67				
4 *Farida Osman	24	Unattached PRVT	59.88	58.50
r:+0.70 27.36 31.14				
5 Erika Brown	21	University Of Tennessee	59.50	58.79 T
r:+0.67 27.43 31.36				
6 *Rebecca Smith	19	Swimming Canada	59.44	58.94
r:+0.73 27.25 31.69				
7 Natalie Hinds	26	Athens Bulldog Swim Club	59.50	59.14 T
r:+0.69 27.32 31.82				
8 Hali Flickinger	25	Sun Devil Swimming	59.31	59.67 T
r:+0.71 28.77 30.90				
B - Final				
9 *Marie Wattel	22	Loughborough University	59.93	59.12
r:+0.73 27.20 31.92				
10 Leah Gingrich	29	Columbus Aquatic Club	59.93	59.62 T
r:+0.71 28.30 31.32				
11 Mallory Comerford	22	Cardinal Aquatics	1:00.25	59.79 T
r:+0.66 28.30 31.49				
12 Madeline Banic	22	Tennessee Aquatics	1:00.29	59.95 T
r:+0.66 27.89 32.06				
13 Gretchen Walsh	16	Nashville Aquatic Club	1:00.26	1:00.12 T
r:+0.77 27.93 32.19				
14 Megan Kingsley	23	Athens Bulldog Swim Club/Georgia	1:00.35	1:00.14 T
r:+0.67 28.57 31.57				
15 Phoebe Bacon	17	Nation's Capital Swim Club	1:00.55	1:00.39 T
r:+0.68 27.91 32.48				
16 *Klaudia Nazieblo	26	Unattached PRVT	59.95	1:00.55
r:+0.73 28.27 32.28				
C - Final				
17 Linnea Mack	24	Osprey Aquatics	1:01.09	1:00.27 T
r:+0.74 28.04 32.23				
*18 Alex Massey	18	Unattached NAC	1:01.49	1:00.48 T
r:+0.74 28.70 31.78				

MARRIOTT
BONVOYNeptune-Benson
EVOQUA

TYR xfinity

2019-20 - TYR Pro Swim Series #2 Knoxville - 1/16/2020 to 1/19/2020

Results

C - Final ... (Event 7 Women 100 LC Meter Butterfly)

Name	Age	Team	Prelim Time	Finals Time
*18 *Kin Lok Chan r:+0.70 28.35 32.13	25	Hong Kong	1:00.62	1:00.48
20 *Danielle Hanus r:+0.73 28.42 32.19	21	Swimming Canada	1:01.14	1:00.61
21 *Fanny Teijonsalo r:+0.61 28.63 32.21	23	Sun Devil Swimming	1:00.93	1:00.84
22 *Hanna Henderson r:+0.73 28.44 32.70	17	Swimming Canada	1:01.03	1:01.14
23 Bella Sims r:+0.63 29.46 33.45	14	Sandpipers Of Nevada	1:01.75	1:02.91
24 Paige Hetrick r:+0.69 29.25 33.99	17	Bradford Family YMCA	1:01.47	1:03.24

D - Final

25 *Haley Black r:+0.65 28.10 33.23	23	Swimming Canada	1:01.84	1:01.33
26 Abigail Kapeller r:+0.68 28.58 32.96	16	Unattached RIPT	1:02.27	1:01.54
27 Madeline Menkhaus r:+0.67 29.29 32.62	16	SwimMAC Carolina	1:02.37	1:01.91
28 Elysse Pardus r:+0.69 29.17 32.84	18	South Carolina Swim Club	1:02.40	1:02.01
29 Mckenna Stone r:+0.67 29.22 33.17	16	Fox Valley Swim Team	1:02.44	1:02.39
30 Elizabeth Sowards r:+0.58 29.46 33.09	16	SwimMAC Carolina	1:02.60	1:02.55
31 Megan Sichterman r:+0.72 29.47 33.17	20	University Of Tennessee	1:02.50	1:02.64
32 Mallory Beil r:+0.72 28.98 33.70	19	University Of Tennessee	1:02.42	1:02.68

Event 7 Women 100 LC Meter Butterfly

World:	55.48	W	8/7/2016	Sarah Sjostrom	SWE
American:	55.98	A	7/29/2012	Dana Vollmer	USA Olympic Team
U.S. Open:	56.38	O	1/15/2016	Sarah Sjostrom	SWE
Jr World:	56.46	J	8/7/2016	Penny Oleksiak	CAN
Pro Swim:	56.38	P	2016	Sarah Sjostrom	
Pool:	57.65	P	1/17/2020	Amanda Kendall	Mission Viejo Na
Trial Cut:	1:00.69	T			

Name	Age	Team	Seed Time	Prelim Time
Preliminaries				
1 Amanda Kendall r:+0.71 26.96 31.11	29	Mission Viejo Nadadores	57.51	58.07 T q
*2 Kelsi Dahlia r:+0.64 27.35 31.55	25	Cardinal Aquatics	56.44	58.90 T q
*2 Regan Smith r:+0.71 27.82 31.08	17	Riptide	58.38	58.90 T q



2019-20 - TYR Pro Swim Series #2 Knoxville - 1/16/2020 to 1/19/2020

Results

Preliminaries ... (Event 7 Women 100 LC Meter Butterfly)

Name	Age	Team	Seed Time	Prelim Time
4 Hali Flickinger r:+0.73 28.50 30.81	25	Sun Devil Swimming	58.44	59.31 T q
5 *Rebecca Smith r:+0.73 27.78 31.66	19	Swimming Canada	57.59	59.44 q
*6 Erika Brown r:+0.67 27.40 32.10	21	University Of Tennessee	58.95	59.50 T q
*6 Natalie Hinds r:+0.69 28.02 31.48	26	Athens Bulldog Swim Club	58.67	59.50 T q
8 *Farida Osman r:+0.75 28.03 31.85	24	Unattached PRVT	58.32	59.88 q
9 *Marie Wattel r:+0.75 27.64 32.29	22	Loughborough University	57.00	59.93 q
10 Leah Gingrich r:+0.75 28.56 31.37	29	Columbus Aquatic Club	59.35	59.93 T q
11 *Klaudia Nazieblo r:+0.77 28.05 31.90	26	Unattached PRVT	1:00.84	59.95 q
12 Mallory Comerford r:+0.67 28.22 32.03	22	Cardinal Aquatics	57.95	1:00.25 T q
13 Gretchen Walsh r:+0.80 28.48 31.78	16	Nashville Aquatic Club	58.84	1:00.26 T q
14 Madeline Banic r:+0.65 27.93 32.36	22	Tennessee Aquatics	1:01.34	1:00.29 T q
15 Megan Kingsley r:+0.69 28.85 31.50	23	Athens Bulldog Swim Club/Georgia	59.47	1:00.35 T q
16 Phoebe Bacon r:+0.66 28.51 32.04	17	Nation's Capital Swim Club	59.98	1:00.55 T q
17 *Kin Lok Chan r:+0.74 28.62 32.00	25	Hong Kong	1:00.02	1:00.62 q
18 *Fanny Teijonsalo r:+0.65 28.42 32.51	23	Sun Devil Swimming	1:00.58	1:00.93 q
19 Trude Rothrock r:+0.65 28.33 32.68	20	University Of Tennessee	1:00.32	1:01.01 q
20 *Hanna Henderson r:+0.73 28.46 32.57	17	Swimming Canada	59.06	1:01.03 q
21 Linnea Mack r:+0.74 28.37 32.72	24	Osprey Aquatics	58.87	1:01.09 q
22 *Danielle Hanus r:+0.74 28.71 32.43	21	Swimming Canada	58.93	1:01.14 q
23 Simone Manuel r:+0.77 28.74 32.69	23	Alto Swim Club	1:00.81	1:01.43 q
24 Paige Hetrick r:+0.68 28.58 32.89	17	Bradford Family YMCA	1:01.92	1:01.47 q
25 Alex Massey r:+0.75 29.03 32.46	18	Unattached NAC	1:00.86	1:01.49 q
26 Allison Schmitt r:+0.73 28.64 33.09	29	Sun Devil Swimming	1:01.77	1:01.73 q



2019-20 - TYR Pro Swim Series #2 Knoxville - 1/16/2020 to 1/19/2020

Results

Preliminaries ... (Event 7 Women 100 LC Meter Butterfly)

Name	Age	Team	Seed Time	Prelim Time	
27 Bella Sims r:+0.63 28.65 33.10	14	Sandpipers Of Nevada	53.48Y	1:01.75	q
28 Kate McCarville r:+0.69 28.92 32.90	16	Springfield Aquatics	1:01.40	1:01.82	q
29 *Haley Black r:+0.65 28.33 33.51	23	Swimming Canada	59.06	1:01.84	q
30 Abigail Kapeller r:+0.67 28.91 33.36	16	Unattached RIPT	1:01.57	1:02.27	q
31 Madeline Menkhaus r:+0.68 29.72 32.65	16	SwimMAC Carolina	1:01.40	1:02.37	q
32 Elysse Pardus r:+0.71 29.53 32.87	18	South Carolina Swim Club	1:01.31	1:02.40	q
33 Mallory Beil r:+0.73 29.38 33.04	19	University Of Tennessee	1:01.61	1:02.42	
34 Mckenna Stone r:+0.70 28.88 33.56	16	Fox Valley Swim Team	1:01.24	1:02.44	
35 Megan Sichterman r:+0.72 28.67 33.83	20	University Of Tennessee	1:00.45	1:02.50	
36 Elizabeth Sowards r:+0.61 29.42 33.18	16	SwimMAC Carolina	1:01.89	1:02.60	
37 Berit Quass r:+0.74 29.61 33.01	17	Greater Des Moines YMCA	1:02.23	1:02.62	
38 Mckenna Morello r:+0.61 29.04 33.61	20	University Of Tennessee	1:02.12	1:02.65	
39 *Maria Yegres Cottin r:+0.70 29.54 33.24	14	SCLN - Venezuela	1:03.07	1:02.78	
40 Carrie Johnson r:+0.71 29.54 33.33	22	University Of Tennessee	1:01.94	1:02.87	
41 Emily Lenihan r:+0.73 29.22 33.75	17	Lakeside Swim Team	1:01.00	1:02.97	
42 Morgan Gore r:+0.70 29.83 33.15	15	Sierra Marlins Swim Team	1:02.73	1:02.98	
43 *Celina Marquez r:+0.71 29.35 33.78	20	Azura Florida Aquatics	1:02.53	1:03.13	
44 Ellie Waldrep r:+0.70 29.83 33.32	17	Baylor Swim Club	1:02.16	1:03.15	
45 Carly Novelline r:+0.65 29.31 33.89	15	NASA Wildcat Aquatics	1:02.97	1:03.20	
46 Maddy Burt r:+0.74 30.11 33.16	17	Swim Florida	1:00.75	1:03.27	
47 Olivia Peoples r:+0.67 29.25 34.12	16	Bolles School Sharks	52.73Y	1:03.37	
*48 Hannah Bellard r:+0.85 30.05 33.37	14	Club Wolverine	1:02.04	1:03.42	
*48 Lydia Hanlon r:+0.76 29.79 33.63	15	Area Tallahassee Aquatic Club	1:01.68	1:03.42	

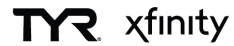


2019-20 - TYR Pro Swim Series #2 Knoxville - 1/16/2020 to 1/19/2020

Results

Preliminaries ... (Event 7 Women 100 LC Meter Butterfly)

Name	Age	Team	Seed Time	Prelim Time
50 Winter Craig r:+0.75 29.37 34.15	18	Riptide	1:02.84	1:03.52
51 *Lauren Wright r:+0.70 30.08 33.47	17	Etobicoke Swim Club	1:02.32	1:03.55
52 Rhianna Hensler r:+0.69 29.73 33.85	18	Club Wolverine	1:02.57	1:03.58
53 Amber Myers r:+0.69 29.18 34.47	16	Sierra Marlins Swim Team	55.48Y	1:03.65
54 *Jeanne Dahmen r:+0.75 28.84 34.84	17	Pointe-Claire Swim Club	1:01.56	1:03.68
55 Maxine Parkinson r:+0.65 29.91 33.98	17	Delta Aquatics	1:02.19	1:03.89
56 Mia Keranen r:+0.71 29.50 34.46	17	Club Wolverine	1:03.41	1:03.96
57 Whitney Chang r:+0.79 29.29 34.80	20	Unattached ARMY	53.59Y	1:04.09
58 Karlie Rimat r:+0.77 30.29 33.81	20	Mighty Marlins Swim Club	1:03.96	1:04.10
59 *Teagan Vander Leek r:+0.65 29.28 34.87	15	Edmonton Keyano Swim Club	1:04.01	1:04.15
60 Lauren Hurt r:+0.74 30.23 33.98	18	Nashville Aquatic Club	1:03.79	1:04.21
61 Gigi Johnson r:+0.73 30.36 33.90	15	SwimAtlanta	1:02.46	1:04.26
*62 Emma Kern r:+0.59 29.49 34.78	15	Aquajets Swim Team	55.66Y	1:04.27
*62 Summer Cardwell r:+0.77 30.27 34.00	15	Tampa Bay Aquatic Club	1:02.35	1:04.27
64 Amanda Witkus r:+0.69 29.69 34.63	15	Greenwood Swimming	1:03.38	1:04.32
65 *Elodie Poo-Cheong r:+0.72 30.23 34.15	23	De Anza Cupertino Aquatics	1:02.96	1:04.38
66 Jenna Smith r:+0.75 30.09 34.33	16	Univ of Denver Hilltoppers	1:04.14	1:04.42
67 Vivian Weng r:+0.74 29.96 34.49	17	Greenwood Swimming	54.69Y	1:04.45
68 Grace Cooper r:+0.70 29.65 34.86	17	Delta Aquatics	1:01.11	1:04.51
69 Ava Yandle r:+0.73 30.24 34.42	16	SwimMAC Carolina	55.31Y	1:04.66
70 Peyton D'Emanuele r:+0.73 29.86 34.81	17	Aquajets Swim Team	1:00.50	1:04.67
71 Alina Stout r:+0.67 29.66 35.07	18	SwimMAC Carolina	1:03.66	1:04.73
72 Rosie Murphy r:+0.67 30.07 34.83	15	Sierra Marlins Swim Team	1:03.36	1:04.90



2019-20 - TYR Pro Swim Series #2 Knoxville - 1/16/2020 to 1/19/2020

Results

Preliminaries ... (Event 7 Women 100 LC Meter Butterfly)

Name	Age	Team	Seed Time	Prelim Time
73 Bridget McGann r:+0.78 29.87 35.29	13	Delta Aquatics	56.77Y	1:05.16
74 Madison Berg r:+0.75 29.74 35.52	21	Unattached ARMY	55.08Y	1:05.26
75 Mackenzie Lanning r:+0.77 30.78 34.54	15	Lakeside Swim Team	1:04.56	1:05.32
76 Savannah Barr r:+0.78 30.76 34.57	17	Sarasota Sharks	55.12Y	1:05.33
77 Sydney Stricklin r:+0.70 29.71 35.75	17	Club Wolverine	56.25Y	1:05.46
78 Abbey Ketslakh r:+0.69 30.71 34.87	16	Club Wolverine	1:04.34	1:05.58
79 Paige Kuwata r:+0.70 31.07 34.66	15	Sandpipers Of Nevada	1:02.33	1:05.73
80 Aubree Brouwer r:+0.71 30.81 35.41	16	Springfield Aquatics	57.12Y	1:06.22
81 Jewel Gordon r:+0.61 30.81 35.62	18	Baylor Swim Club	1:04.25	1:06.43
82 Audrey Richardson r:+0.73 30.48 35.96	17	NASA Wildcat Aquatics	1:04.60	1:06.44
83 Taylor Williams r:+0.72 31.20 35.54	16	Aquajets Swim Team	1:03.68	1:06.74
84 Angela Huang r:+0.66 30.45 37.14	18	Unattached ARMY	56.24Y	1:07.59
85 Melina Hughes r:+0.68 30.45 38.81	17	Riptide	1:02.51	1:09.26
--- *Emilie Beckmann Declared false start	22	Denmark	58.40	DFS
--- Holley Dennis Declared false start	17	Univ of Denver Hilltoppers	1:03.87	DFS
--- Marina Spadoni Declared false start	26	Pinnacle Racing	1:01.38	DFS
--- Annika McEnroe Declared false start	17	Y-Spartaquatics Swim Club	1:02.63	DFS
--- Emma Weber Declared false start	16	Univ of Denver Hilltoppers	1:03.43	DFS
--- Casey Chung	18	Club Wolverine	55.95Y	NS
--- Gabriella Lopez-Ona	18	Penn Charter Aquatic Club	1:02.48	NS
--- *Penny Oleksiak	19	Swimming Canada	57.50	NS
--- *Jade Hannah	17	Swimming Canada	1:00.80	NS
--- Emily Escobedo	24	Condors Swim Club of Clarkstow	52.93Y	NS



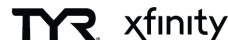
2019-20 - TYR Pro Swim Series #2 Knoxville - 1/16/2020 to 1/19/2020

Results

Event 8 Men 100 LC Meter Butterfly

World:	49.50	W	7/26/2019	Caeleb Dressel	USA
American:	49.50	A	7/26/2019	Caeleb Dressel	USA
U.S. Open:	50.22	O	7/9/2009	Michael Phelps	North Baltimore
Jr World:	50.62	J	7/29/2017	Kristof Milak	HUN
Pro Swim:	51.00	P	2018	Jack Conger	
Pool:	52.06	P	1/9/2019	Marius Kusch	UN-09
Trial Cut:	54.19	T			

Name	Age	Team	Prelim Time	Finals Time
A - Final				
1 Giles Smith	28	Sun Devil Swimming	53.25	52.56 T
r:+0.62 24.95 27.61				
2 Dean Farris	22	Harvard Swimming	53.43	53.07 T
r:+0.68 24.58 28.49				
*3 *Josiah Binnema	22	Swimming Canada	53.99	53.38
r:+0.64 25.12 28.26				
*3 Ryan Held	24	New York Athletic Club	53.38	53.38 T
r:+0.67 24.77 28.61				
5 *Ryan Coetzee	24	Tennessee Aquatics	53.70	53.39
r:+0.62 24.96 28.43				
6 Matthew Josa	24	California Aquatics	54.28	53.41 T
r:+0.65 24.40 29.01				
7 Zach Harting	22	Cardinal Aquatics	54.03	53.44 T
r:+0.65 25.14 28.30				
8 *Rasmus Nickelsen	17	Denmark	53.90	53.88
r:+0.63 25.03 28.85				
B - Final				
9 Andrew Seliskar	23	California Aquatics	54.38	52.52 T
r:+0.67 24.70 27.82				
10 Bryce Bohman	29	Pulling Water, LLC	54.57	54.00 T
r:+0.67 25.44 28.56				
11 *Joshua Liendo	17	Swimming Canada	54.40	54.56
r:+0.67 25.30 29.26				
12 Justin Fleagle	18	Unattached	55.15	54.58
r:+0.61 25.34 29.24				
13 *Philip Adejumo	23	Nashville Aquatic Club	54.88	54.69
r:+0.61 25.44 29.25				
14 *Mackenzie Darragh	26	Swimming Canada	54.73	54.85
r:+0.67 26.11 28.74				
15 Jonathan Affeld	17	Alto Swim Club	55.09	55.40
r:+0.66 26.04 29.36				
16 Dare Rose	17	Scarlet Aquatics	55.46	55.55
r:+0.66 26.18 29.37				
C - Final				
17 *Kaan Ayar	24	Dallas Mustangs	55.77	54.93
r:+0.60 25.61 29.32				
18 William Cole	18	Lakeside Swim Team	55.76	55.42
r:+0.66 25.92 29.50				



2019-20 - TYR Pro Swim Series #2 Knoxville - 1/16/2020 to 1/19/2020

Results

C - Final ... (Event 8 Men 100 LC Meter Butterfly)

Name	Age	Team	Prelim Time	Finals Time
19 Boyd Poelke r:+0.70 25.84 29.60	18	SwimMAC Carolina	55.70	55.44
20 *Marc Hinawi r:+0.66 26.62 29.12	22	University Of Tennessee	55.58	55.74
21 *Oskar Hoff r:+0.63 25.94 29.88	21	University Of Tennessee	55.69	55.82
22 Gabriel Orbe r:+0.76 26.65 29.34	17	Scarlet Aquatics	55.91	55.99
23 Sam Folger r:+0.61 26.17 29.88	17	Greenwood Swimming	55.96	56.05
24 *Stephen Calkins r:+0.67 25.63 30.57	21	University of Calgary Swim Clu	55.79	56.20

D - Final

25 Joel Giraudeau r:+0.62 26.16 29.58	19	University Of Tennessee	56.41	55.74
26 *Robert Hill r:+0.64 26.30 29.48	23	University of Calgary Swim Clu	56.15	55.78
27 *Steven Aimable r:+0.62 26.83 29.12	20	Azura Florida Aquatics	56.22	55.95
28 Luke Brice r:+0.65 25.93 30.06	19	University Of Tennessee	56.42	55.99
29 John Plutt r:+0.59 25.87 30.25	17	Pueblo County Swim Team	56.43	56.12
30 Johnny Ellery r:+0.72 26.06 30.14	21	Unattached ARMY	56.46	56.20
31 Holden Smith r:+0.71 26.36 29.92	16	Race Pace Club - KY	56.38	56.28
32 Tommy Bried r:+0.73 26.91 30.31	16	ACE Aquatic Club	56.55	57.22

Event 8 Men 100 LC Meter Butterfly

World:	49.50	W	7/26/2019	Caeleb Dressel	USA
American:	49.50	A	7/26/2019	Caeleb Dressel	USA
U.S. Open:	50.22	O	7/9/2009	Michael Phelps	North Baltimore
Jr World:	50.62	J	7/29/2017	Kristof Milak	HUN
Pro Swim:	51.00	P	2018	Jack Conger	
Pool:	52.06	P	1/9/2019	Marius Kusch	UN-09
Trial Cut:	54.19	T			

Name	Age	Team	Seed Time	Prelim Time
Preliminaries				
1 Giles Smith r:+0.60 25.17 28.08	28	Sun Devil Swimming	52.01	53.25 T q
2 Ryan Held r:+0.68 24.57 28.81	24	New York Athletic Club	52.15	53.38 T q
3 Dean Farris r:+0.67 24.92 28.51	22	Harvard Swimming	55.08	53.43 T q



2019-20 - TYR Pro Swim Series #2 Knoxville - 1/16/2020 to 1/19/2020

Results

Preliminaries ... (Event 8 Men 100 LC Meter Butterfly)

Name	Age	Team	Seed Time	Prelim Time	
4 *Ryan Coetzee r:+0.63 24.99 28.71	24	Tennessee Aquatics	51.85	53.70	q
5 *Rasmus Nickelsen r:+0.64 25.05 28.85	17	Denmark	52.95	53.90	q
6 *Josiah Binnema r:+0.66 25.33 28.66	22	Swimming Canada	52.56	53.99	q
7 Zach Harting r:+0.67 25.41 28.62	22	Cardinal Aquatics	52.00	54.03 T	q
8 Matthew Josa r:+0.64 24.90 29.38	24	California Aquatics	52.10	54.28	q
9 Andrew Seliskar r:+0.64 25.39 28.99	23	California Aquatics	51.34	54.38	q
10 *Joshua Liendo r:+0.66 25.37 29.03	17	Swimming Canada	52.13	54.40	q
11 Bryce Bohman r:+0.69 25.73 28.84	29	Pulling Water, LLC	52.65	54.57	q
12 *Mackenzie Darragh r:+0.66 26.11 28.62	26	Swimming Canada	53.18	54.73	q
13 *Philip Adejumo r:+0.62 25.95 28.93	23	Nashville Aquatic Club	55.41	54.88	q
14 Jonathan Affeld r:+0.67 25.90 29.19	17	Alto Swim Club	55.17	55.09	q
15 Justin Fleagle r:+0.63 25.20 29.95	18	Unattached	54.92	55.15	q
16 Dare Rose r:+0.65 26.37 29.09	17	Scarlet Aquatics	53.97	55.46	q
17 *Marc Hinawi r:+0.68 26.52 29.06	22	University Of Tennessee	55.29	55.58	q
*18 *Javier Acevedo r:+0.63 26.44 29.25	21	Ajax Aquatic Club	54.63	55.69	q
*18 *Oskar Hoff r:+0.67 26.01 29.68	21	University Of Tennessee	56.45	55.69	q
20 Boyd Poelke r:+0.75 25.79 29.91	18	SwimMAC Carolina	54.79	55.70	q
21 William Cole r:+0.68 26.31 29.45	18	Lakeside Swim Team	55.73	55.76	q
22 *Kaan Ayar r:+0.64 26.32 29.45	24	Dallas Mustangs	52.82	55.77	q
23 *Stephen Calkins r:+0.69 25.85 29.94	21	University of Calgary Swim Clu	54.68	55.79	q
24 Gabriel Orbe r:+0.74 26.62 29.29	17	Scarlet Aquatics	55.67	55.91	q
25 Sam Folger r:+0.62 26.40 29.56	17	Greenwood Swimming	57.19	55.96	q
26 *Robert Hill r:+0.62 26.55 29.60	23	University of Calgary Swim Clu	57.13	56.15	q



2019-20 - TYR Pro Swim Series #2 Knoxville - 1/16/2020 to 1/19/2020

Results

Preliminaries ... (Event 8 Men 100 LC Meter Butterfly)

Name	Age	Team	Seed Time	Prelim Time	
27 *Gabriel Araya r:+0.74 26.65 29.56	20	Azura Florida Aquatics	54.99	56.21	q
28 *Steven Aimable r:+0.65 26.08 30.14	20	Azura Florida Aquatics	54.09	56.22	q
29 Wyatt Davis r:+0.70 26.29 30.02	18	Carmel Swim Club	56.02	56.31	q
30 Holden Smith r:+0.70 26.38 30.00	16	Race Pace Club - KY	55.76	56.38	q
31 Joel Giraudeau r:+0.64 26.41 30.00	19	University Of Tennessee	55.96	56.41	q
32 Luke Brice r:+0.63 26.11 30.31	19	University Of Tennessee	56.24	56.42	q
33 John Plutt r:+0.65 26.13 30.30	17	Pueblo County Swim Team	56.55	56.43	
34 Johnny Ellery r:+0.71 26.15 30.31	21	Unattached ARMY	47.74Y	56.46	
35 Tommy Bried r:+0.71 26.66 29.89	16	ACE Aquatic Club	56.28	56.55	
36 Alexander Gusev r:+0.70 26.87 29.78	18	Sarasota Sharks	56.68	56.65	
37 *Carson Olafson r:+0.70 26.57 30.09	22	Swimming Canada	53.51	56.66	
38 Hunter Foechner r:+0.65 26.61 30.07	16	Univ of Denver Hilltoppers	56.06	56.68	
39 James Bilbrey r:+0.63 26.68 30.01	20	Unattached ARMY	48.80Y	56.69	
40 Matthew Garcia r:+0.60 26.65 30.14	21	University Of Tennessee	48.24Y	56.79	
41 Mateo Miceli r:+0.67 26.68 30.23	17	Sarpy County Swim Club	56.73	56.91	
42 Ethan Heasley r:+0.72 26.21 30.74	18	Hillsboro Swim Team	53.76	56.95	
43 Cris Gore r:+0.73 26.81 30.15	17	Sierra Marlins Swim Team	57.63	56.96	
44 Conner Kang r:+0.63 26.61 30.37	18	Lakeside Swim Team	57.03	56.98	
45 Eien McGee r:+0.61 26.61 30.56	19	University Of Tennessee	55.47	57.17	
46 Tavis Siebert r:+0.71 26.65 30.62	17	Pitchfork Aquatics	56.20	57.27	
47 *Braga Verhage r:+0.61 26.85 30.59	22	University Of Tennessee	56.81	57.44	
48 *Patrick Hussey r:+0.76 27.18 30.41	18	Pointe-Claire Swim Club	55.24	57.59	
49 Alexander Neff r:+0.70 27.49 30.13	18	Tide Swimming	57.31	57.62	



2019-20 - TYR Pro Swim Series #2 Knoxville - 1/16/2020 to 1/19/2020

Results

Preliminaries ... (Event 8 Men 100 LC Meter Butterfly)

Name	Age	Team	Seed Time	Prelim Time
50 Baylor Nelson r:+0.71 27.22 30.58	16	SwimMAC Carolina	56.68	57.80
51 Scott Scanlon r:+0.68 27.19 30.64	19	University Of Tennessee	49.24Y	57.83
52 Lucas Mills r:+0.67 26.34 31.53	20	University Of Tennessee	55.85	57.87
*53 Ben Blevins-Boor r:+0.72 26.96 30.95	20	University Of Tennessee	48.14Y	57.91
*53 Josiah Morales r:+0.70 26.64 31.27	25	Performance Aquatics	56.73	57.91
55 Alex Brehm r:+0.69 27.39 30.53	17	Lakeside Swim Team	56.55	57.92
56 Tais Brown r:+0.65 27.68 30.36	16	Atomic City Aquatic Club	57.88	58.04
57 Patrick Townsend r:+0.73 27.51 30.54	19	University Of Tennessee	48.83Y	58.05
58 Adam Chaney r:+0.65 26.89 31.25	17	Mason Manta Rays	55.66	58.14
*59 Alec Connolly r:+0.63 26.68 31.63	21	University Of Tennessee	56.89	58.31
*59 Gavin Lamoureux r:+0.73 27.07 31.24	17	Tide Swimming	56.85	58.31
61 Josh Walsh r:+0.63 26.75 31.80	20	University Of Tennessee	48.73Y	58.55
62 Nick Simons r:+0.65 27.10 31.58	15	Lake Oswego Swim Club	50.48Y	58.68
63 *Philippe Robins r:+0.68 27.43 31.27	17	Pointe-Claire Swim Club	58.34	58.70
64 *Danylo Sosnovik r:+0.71 27.00 31.93	20	Pointe-Claire Swim Club	56.57	58.93
65 Jacob Pishko r:+0.57 28.08 30.91	16	Bolles School Sharks	58.27	58.99
66 Justin Culetu r:+0.74 27.41 31.85	17	Unattached	49.84Y	59.26
67 Nick Zito r:+0.76 27.36 32.54	25	Unattached FMC	55.85	59.90
68 *Gleb Ionichev r:+0.68 27.16 32.87	24	University Of Tennessee	55.90	1:00.03
69 Oakley Lorson r:+0.69 27.84 32.29	17	Columbia Swim Club	57.77	1:00.13
70 Rian Covington r:+0.59 28.26 34.00	16	Bolles School Sharks	50.91Y	1:02.26
71 *Edouard Fullum-Huot r:+0.73 29.00 34.71	17	Pointe-Claire Swim Club	58.16	1:03.71
--- *Martin Espernberger r:+0.77 26.53 30.60	16	Unattached BSS	54.58	DQ



2019-20 TYR Pro Swim Series #2 Knoxville - 1/16/2020 to 1/19/2020

Results

Preliminaries ... (Event 8 Men 100 LC Meter Butterfly)

Name	Age	Team	Seed Time	Prelim Time
--- Will Licon	25	Longhorn Aquatics	47.08Y	DFS
Declared false start				
--- Carson Foster	18	Mason Manta Rays	54.65	DFS
Declared false start				
--- Thomas Horne	18	Tennessee Aquatics	56.65	DFS
Declared false start				
--- Jack Conger	25	Cavalier Aquatics	51.00	DFS
Declared false start				
--- Ryan Hillery	16	Tide Swimming	58.21	DFS
Declared false start				
--- Daniel Worth	17	Empire KC Swim Club	50.12Y	NS
--- *Bayley Main	22	Gator Swim Club	55.51	NS

Event 9 Women 400 LC Meter IM

World:	4:26.36	W	8/6/2016	Katinka Hosszu	HUN
American:	4:31.12	A	6/29/2008	Katie Hoff	North Baltimore
U.S. Open:	4:31.07	O	6/19/2015	Katinka Hosszu	HUN
Jr World:	4:38.53	J	8/20/2019	Alva Vazquez	Spain
Pro Swim:	4:31.07	P	2015	Katinka Hosszu	
Pool:	4:39.25	P	1/17/2020	Madisyn Cox	Longhorn Aquatic
Trial Cut:	4:51.79	T			

Name	Age	Team	Prelim Time	Finals Time
A - Final				
1 Madisyn Cox	24	Longhorn Aquatics	4:44.06	4:39.25 P
r:+0.67 30.14 34.52 36.30	35.29	38.73 39.52	32.63 32.12	
2 Hali Flickinger	25	Sun Devil Swimming	4:46.83	4:41.98 T
r:+0.71 30.02 33.20 37.49	36.69	40.97 41.61	31.93 30.07	
3 Alex Walsh	18	Nashville Aquatic Club	4:49.98	4:42.14 T
r:+0.77 29.80 34.49 37.67	36.23	39.89 39.88	32.92 31.26	
4 Mariah Denigan	16	Lakeside Swim Team	4:48.48	4:46.65 T
r:+0.73 30.87 35.06 36.28	35.63	41.84 42.82	32.51 31.64	
5 Megan Kingsley	23	Athens Bulldog Swim Club/Georgia	4:49.68	4:46.69 T
r:+0.68 30.23 34.47 37.73	36.72	41.33 41.96	32.97 31.28	
6 Bethany Galat	24	Aggie Swim Club	4:48.50	4:48.51 T
r:+0.63 29.38 33.73 39.24	37.76	39.49 40.36	35.16 33.39	
7 *Summer McIntosh	13	Etobicoke Swim Club	4:52.54	4:50.43
r:+0.67 29.84 34.30 36.51	36.42	43.19 43.46	34.14 32.57	
8 Alexis Yager	21	University Of Tennessee	4:51.60	4:54.88
r:+0.75 30.85 35.36 39.47	38.58	41.02 41.31	34.92 33.37	
B - Final				
9 Kate McCarville	16	Springfield Aquatics	4:53.61	4:48.81 T
r:+0.65 30.33 33.78 37.26	36.15	42.97 42.95	33.36 32.01	
10 Olivia McMurray	16	Swim Florida	4:57.57	4:49.51 T
r:+0.78 30.30 34.91 37.67	36.46	42.34 43.04	33.60 31.19	
11 *Bailey Andison	22	Mission Viejo Nadadores	4:54.96	4:51.52
r:+0.70 30.98 35.65 39.29	37.15	41.05 41.04	33.59 32.77	



2019-20 - TYR Pro Swim Series #2 Knoxville - 1/16/2020 to 1/19/2020

Results

B - Final ... (Event 9 Women 400 LC Meter IM)

Name	Age	Team					Prelim Time	Finals Time
12 *Ella Jansen	14	Etobicoke Swim Club					4:57.13	4:53.42
r:+0.82 30.70 36.19 37.31	36.61	42.98 43.09	33.56	32.98				
13 Danika Katzer	19	University Of Tennessee					4:55.07	4:53.83
r:+0.69 30.87 34.76 37.80	37.38	42.45 42.24	35.04	33.29				
14 Hannah Ownbey	18	Y-Spartaquatics Swim Club					4:56.29	4:54.38
r:+0.69 30.71 35.43 37.57	37.20	42.54 42.48	34.81	33.64				
15 Amanda Nunan	20	University Of Tennessee					4:52.91	4:55.32
r:+0.87 31.42 35.46 37.10	36.44	44.93 44.92	33.17	31.88				
16 Annika McEnroe	17	Y-Spartaquatics Swim Club					4:55.49	4:59.57
r:+0.71 30.60 35.53 39.64	38.78	41.70 42.59	35.53	35.20				

C - Final

17 Katie Grimes	14	Sandpipers Of Nevada					4:57.79	4:51.93
r:+0.56 31.02 35.81 36.47	35.88	44.76 45.17	31.56	31.26				
18 Gracie Weyant	14	Sarasota Sharks					4:58.86	4:56.61
r:+0.74 31.81 36.80 39.66	38.84	40.57 40.93	34.51	33.49				
19 *Olivia Brendzan	16	Edmonton Keyano Swim Club					4:58.85	4:56.95
r:+0.68 31.61 37.00 37.17	35.94	43.74 43.34	34.75	33.40				
20 Lillie Boggs	14	Baylor Swim Club					4:59.53	4:58.74
r:+0.71 32.64 37.02 39.97	39.03	41.22 41.94	34.11	32.81				
21 Laura Davis	17	SwimMAC Carolina					5:03.90	5:00.98
r:+0.79 31.73 35.59 39.21	39.16	42.23 42.84	35.78	34.44				
22 Hannah Cech	17	Lakota Family YMCA Stingrays					5:04.41	5:03.03
r:+0.73 32.13 35.89 39.37	37.37	44.65 44.08	35.88	33.66				
23 Emily Sykes	21	University Of Tennessee					5:02.05	5:05.48
r:+0.76 32.00 36.50 39.58	39.66	42.33 42.72	36.89	35.80				
24 Reese Lugbill	17	Mason Manta Rays					5:04.90	5:08.23
r:+0.76 32.94 37.59 41.16	39.73	42.20 44.28	36.00	34.33				

D - Final

25 Abby Dunford	14	Sandpipers Of Nevada					5:05.98	5:01.28
r:+0.77 31.33 36.18 38.75	36.98	45.75 46.60	33.48	32.21				
26 Anne Deedy	15	Empire KC Swim Club					5:05.48	5:02.18
r:+0.74 31.24 36.54 40.63	39.78	41.73 42.55	35.52	34.19				
27 Paige Kuwata	15	Sandpipers Of Nevada					5:05.70	5:03.31
r:+0.55 30.83 34.63 39.09	38.09	46.13 47.29	34.15	33.10				
28 Kirsti McEnroe	15	Y-Spartaquatics Swim Club					5:08.76	5:03.35
r:+0.76 31.85 35.85 38.90	37.85	44.80 45.94	34.93	33.23				
29 Clare Vetkoetter	16	Texas Ford Aquatics					5:06.39	5:03.47
r:+0.82 31.89 35.79 40.04	38.90	45.52 45.49	33.58	32.26				
30 Kylie Yoder	16	SwimMAC Carolina					5:16.00	5:07.28
r:+0.71 31.13 35.77 39.28	39.05	45.37 46.38	34.78	35.52				
31 Emme Nelson	18	SwimMAC Carolina					5:09.67	5:07.57
r:+0.77 32.17 38.12 41.31	40.95	42.19 43.41	35.69	33.73				
32 Allison Martin	17	The Fish					5:09.82	5:10.02
r:+0.84 31.50 35.88 39.38	38.65	46.72 46.55	35.99	35.35				



2019-20 - TYR Pro Swim Series #2 Knoxville - 1/16/2020 to 1/19/2020

Results

Event 9 Women 400 LC Meter IM

World:	4:26.36	W	8/6/2016	Katinka Hosszu	HUN
American:	4:31.12	A	6/29/2008	Katie Hoff	North Baltimore
U.S. Open:	4:31.07	O	6/19/2015	Katinka Hosszu	HUN
Jr World:	4:38.53	J	8/20/2019	Alva Vazquez	Spain
Pro Swim:	4:31.07	P	2015	Katinka Hosszu	
Pool:	4:39.25	P	1/17/2020	Madisyn Cox	Longhorn Aquatic
Trial Cut:	4:51.79	T			

Name	Age	Team	Seed Time	Prelim Time
Preliminaries				
1 Madisyn Cox	24	Longhorn Aquatics	4:37.23	4:44.06 T q
r:+0.67 30.84 35.72 36.62	35.75	39.13 39.86 33.71	32.43	
2 Hali Flickinger	25	Sun Devil Swimming	4:38.84	4:46.83 T q
r:+0.76 29.82 33.37 37.58	35.94	42.42 42.91 32.85	31.94	
3 Mariah Denigan	16	Lakeside Swim Team	4:40.62	4:48.48 T q
r:+0.74 31.35 35.70 36.37	35.62	41.69 42.61 32.76	32.38	
4 Bethany Galat	24	Aggie Swim Club	4:43.28	4:48.50 T q
r:+0.69 29.90 33.90 38.89	37.28	39.75 41.06 34.19	33.53	
5 Megan Kingsley	23	Athens Bulldog Swim Club/Georgia	4:46.08	4:49.68 T q
r:+0.69 30.43 34.19 37.73	36.72	42.14 42.55 33.17	32.75	
6 *Helena Rosendahl Bach	19	Denmark	4:49.02	4:49.97 q
r:+0.86 30.34 33.09 37.95	37.12	43.64 43.74 33.07	31.02	
7 Alex Walsh	18	Nashville Aquatic Club	4:51.27	4:49.98 T q
r:+0.78 29.98 34.75 38.19	36.09	40.57 41.93 35.30	33.17	
8 Bella Sims	14	Sandpipers Of Nevada	4:52.98	4:50.60 T q
r:+0.62 29.30 34.17 38.09	37.56	43.39 44.02 32.71	31.36	
9 Alexis Yager	21	University Of Tennessee	4:48.24	4:51.60 T q
r:+0.76 31.15 35.31 38.95	37.33	40.83 40.24 34.54	33.25	
10 *Summer McIntosh	13	Etobicoke Swim Club	4:50.21	4:52.54 q
r:+0.72 30.32 34.23 37.16	36.53	43.69 43.89 34.13	32.59	
11 Erica Sullivan	19	Sandpipers Of Nevada	4:51.26	4:52.71 q
r:+0.68 31.06 34.91 36.47	35.46	45.96 45.89 32.09	30.87	
12 Amanda Nunan	20	University Of Tennessee	4:53.20	4:52.91 q
r:+0.86 31.87 35.22 37.05	36.18	44.54 43.65 32.84	31.56	
13 Kate McCarville	16	Springfield Aquatics	4:50.92	4:53.61 q
r:+0.69 31.13 34.63 37.88	37.72	43.21 43.21 33.43	32.40	
14 *Bailey Andison	22	Mission Viejo Nadadores	4:45.20	4:54.96 q
r:+0.73 31.41 36.10 38.83	36.89	41.55 41.95 34.65	33.58	
15 Danika Katzer	19	University Of Tennessee	4:52.39	4:55.07 q
r:+0.72 31.19 34.78 38.00	36.65	42.36 42.70 35.46	33.93	
16 Annika McEnroe	17	Y-Spartaquatics Swim Club	4:51.76	4:55.49 q
r:+0.71 30.86 34.97 39.37	38.57	40.61 41.83 35.26	34.02	
17 Hannah Ownbey	18	Y-Spartaquatics Swim Club	4:51.03	4:56.29 q
r:+0.69 31.05 34.93 38.20	36.90	42.51 43.25 35.55	33.90	
18 *Ella Jansen	14	Etobicoke Swim Club	4:58.33	4:57.13 q
r:+0.82 31.71 36.38 37.40	36.79	42.86 43.77 34.21	34.01	
19 Olivia McMurray	16	Swim Florida	4:47.04	4:57.57 q
r:+0.75 30.96 35.16 39.42	37.99	42.63 43.74 34.65	33.02	



2019-20 - TYR Pro Swim Series #2 Knoxville - 1/16/2020 to 1/19/2020

Results

Preliminaries ... (Event 9 Women 400 LC Meter IM)

Name	Age	Team	Seed Time	Prelim Time	
20 Katie Grimes	14	Sandpipers Of Nevada	4:51.13	4:57.79	q
r:+0.69 31.32 35.42 36.84	36.37	47.41 46.53 32.23	31.67		
21 *Olivia Brendzan	16	Edmonton Keyano Swim Club	4:56.30	4:58.85	q
r:+0.82 31.27 36.93 37.47	36.21	43.71 44.65 35.03	33.58		
22 Gracie Weyant	14	Sarasota Sharks	4:58.26	4:58.86	q
r:+0.75 33.07 37.97 39.33	37.57	41.30 42.37 34.92	32.33		
23 Lillie Boggs	14	Baylor Swim Club	5:04.36	4:59.53	q
r:+0.70 32.32 36.40 40.54	38.54	40.85 42.10 35.34	33.44		
24 Emily Sykes	21	University Of Tennessee	5:00.56	5:02.05	q
r:+0.78 31.92 36.57 39.69	39.36	41.68 41.96 36.11	34.76		
25 Laura Davis	17	SwimMAC Carolina	4:59.95	5:03.90	q
r:+0.78 31.94 36.22 39.92	39.45	42.53 43.31 35.80	34.73		
26 Hannah Cech	17	Lakota Family YMCA Stingrays	4:56.66	5:04.41	q
r:+0.75 31.81 36.20 39.64	37.52	44.90 44.76 35.72	33.86		
27 Reese Lugbill	17	Mason Manta Rays	4:22.31 Y	5:04.90	q
r:+0.75 31.95 37.19 40.92	39.64	41.77 43.56 35.69	34.18		
28 Anne Deedy	15	Empire KC Swim Club	5:06.05	5:05.48	q
r:+0.71 31.10 35.62 40.06	39.32	42.48 43.78 37.25	35.87		
29 Paige Kuwata	15	Sandpipers Of Nevada	4:53.31	5:05.70	q
r:+0.72 31.46 35.10 38.91	37.45	45.94 47.25 35.35	34.24		
30 Abby Dunford	14	Sandpipers Of Nevada	5:05.26	5:05.98	q
r:+0.81 32.13 36.89 39.42	38.27	46.28 46.72 33.70	32.57		
31 Clare Vetkoetter	16	Texas Ford Aquatics	5:01.87	5:06.39	q
r:+0.80 32.04 36.23 40.74	39.60	44.85 45.45 34.34	33.14		
32 Kirsti McEnroe	15	Y-Spartaquatics Swim Club	5:04.00	5:08.76	q
r:+0.77 31.93 35.72 38.73	37.57	46.04 47.16 36.53	35.08		
33 Alex Massey	18	Unattached NAC	4:54.18	5:08.85	
r:+0.72 30.90 35.45 39.77	38.46	45.74 46.96 36.56	35.01		
34 Emme Nelson	18	SwimMAC Carolina	4:20.57 Y	5:09.67	
r:+0.76 32.40 37.76 40.67	40.24	42.75 44.25 36.87	34.73		
35 Allison Martin	17	The Fish	4:21.95 Y	5:09.82	
r:+0.78 31.24 36.01 39.24	38.64	46.93 46.72 36.28	34.76		
36 Chase Davison	15	Univ of Denver Hilltoppers	5:00.55	5:10.07	
r:+0.73 31.51 38.15 40.95	40.31	42.76 43.63 36.76	36.00		
37 Kylie Yoder	16	SwimMAC Carolina	5:03.38	5:16.00	
r:+0.72 30.68 35.67 39.51	38.82	47.71 49.73 37.12	36.76		
38 Grace Rainey	15	SwimMAC Carolina	4:57.09	5:16.95	
r:+0.85 32.42 37.75 44.68	42.49	43.58 44.02 36.90	35.11		
--- Michaela Mattes	14	Sarasota Sharks	4:50.38	DQ	
r:+0.82 31.13 35.79 38.01	37.27	46.00 45.99 33.58	32.96		
--- Annika Wagner	17	NASA Wildcat Aquatics	4:52.12	DQ	
r:+0.69 31.20 35.88 40.15	39.04	42.63 43.66 33.82	32.60		
--- *Katrina Bellio	15	Etobicoke Swim Club	4:46.69	DFS	

Declared false start - Misc

MARRIOTT
BONVOYNeptune-Benson
EVOQUA

TYR xfinity

2019-20 - TYR Pro Swim Series #2 Knoxville - 1/16/2020 to 1/19/2020

Results

Event 10 Men 400 LC Meter IM

World:	4:03.84	W	8/10/2008	Michael Phelps	USA
American:	4:03.84	A	8/10/2008	Michael Phelps	USA
U.S. Open:	4:05.25	O	6/29/2008	Michael Phelps	Club Wolverine
Jr World:	4:11.93	J	8/24/2019	Apostolos Papastamos	GRE
Pro Swim:	4:08.92	P	2018	Chase Kalisz	
Pool:	4:16.36	P	1/17/2020	Kieran Smith	Unattached-FL
Trial Cut:	4:25.99	T			

Name	Age	Team					Prelim Time	Finals Time
A - Final								
1 Kieran Smith	19	Unattached U of Florida					4:22.66	4:16.36P
r:+0.68 26.80 30.96 33.44		32.42 36.40 37.68	30.24					28.42
2 Jarod Arroyo	19	Pitchfork Aquatics					4:17.86	4:16.67T
r:+0.66 26.50 31.20 34.25		33.44 35.66 36.79	30.21					28.62
3 Carson Foster	18	Mason Manta Rays					4:22.01	4:18.85T
r:+0.71 27.00 31.04 34.31		32.74 36.15 36.97	31.14					29.50
4 *Tristan Cote	24	University of Calgary Swim Clu					4:25.48	4:22.17
r:+0.73 27.68 31.73 34.22		34.04 36.13 37.37	30.94					30.06
5 Sam Stewart	22	Unattached					4:25.15	4:23.96T
r:+0.68 27.21 31.38 34.74		34.34 37.56 37.53	31.35					29.85
6 Baylor Nelson	16	SwimMAC Carolina					4:32.07	4:27.52
r:+0.71 28.09 31.92 33.97		33.91 38.21 39.48	31.49					30.45
7 *Josh Zakala	21	Swimming Canada					4:28.77	4:28.30
r:+0.73 27.97 32.28 34.52		34.56 38.30 39.55	31.61					29.51
8 Sawyer Grimes	18	Sandpipers Of Nevada					4:32.21	4:30.29
r:+0.63 27.41 31.12 33.33		32.97 42.01 42.66	30.89					29.90
B - Final								
9 Ford Blaylock	20	Unattached ARMY					4:33.81	4:29.77
r:+0.73 28.48 32.17 36.64		35.25 38.14 38.44	31.05					29.60
10 Cooper Lucas	14	Lakeside Aquatic Club					4:32.77	4:30.50
r:+0.66 27.94 32.04 35.10		34.69 39.02 39.90	31.71					30.10
11 Dylan Becker	17	Sandpipers Of Nevada					4:33.67	4:30.59
r:+0.63 28.25 31.53 34.74		33.89 40.54 41.44	31.10					29.10
12 Evan McInerney	18	SwimAtlanta					4:33.00	4:31.03
r:+0.68 28.16 31.84 34.86		35.21 38.34 39.54	32.24					30.84
13 *Brian Palaschuk	22	Regina Optimist Dolphins Swim					4:32.23	4:31.31
r:+0.68 28.10 32.30 35.11		34.41 38.91 40.49	31.71					30.28
14 Conall Monahan	17	SwimMAC Carolina					4:33.93	4:32.91
r:+0.67 28.93 33.35 34.45		34.20 39.10 39.98	31.82					31.08
15 *Munzy Kabbara	17	Lebanon/CFSC					4:32.32	4:36.03
r:+0.67 28.04 32.76 36.16		34.59 39.31 39.55	33.05					32.57
16 Owen Lloyd	18	North Carolina Aquatic Club					4:33.59	4:41.13
r:+0.78 29.18 33.98 36.44		35.45 41.26 42.94	31.27					30.61
C - Final								
17 *Stanford Li	17	Pointe-Claire Swim Club					4:35.06	4:31.70
r:+0.68 29.15 33.67 35.82		34.03 40.21 39.68	30.43					28.71
18 Josh Zuchowski	15	Flood Aquatics Swim Team/TKA					4:35.13	4:32.48
r:+0.72 28.40 32.08 35.17		34.11 39.07 40.09	32.96					30.60



2019-20 TYR Pro Swim Series #2 Knoxville - 1/16/2020 to 1/19/2020

Results

C - Final ... (Event 10 Men 400 LC Meter IM)

Name	Age	Team	Prelim Time	Finals Time
19 Liam Custer	15	Sarasota Sharks	4:36.02	4:33.96
r:+0.70 29.36 33.09 34.62	33.17	40.41 41.07 31.99	30.25	
20 Ethan Sanders	20	University Of Tennessee	4:34.77	4:34.28
r:+0.71 27.70 32.00 35.94	35.94	38.90 40.15 32.52	31.13	
21 *Eric Brown	17	Pointe-Claire Swim Club	4:36.11	4:34.68
r:+0.74 29.29 33.36 35.00	34.07	41.44 41.19 30.59	29.74	
22 Brandon Miller	16	North Carolina Aquatic Club	4:33.99	4:36.30
r:+0.66 29.36 33.22 34.18	32.55	41.54 40.58 33.52	31.35	
23 Tommy Bried	16	ACE Aquatic Club	4:36.04	4:37.56
r:+0.79 28.83 32.20 37.24	35.88	39.73 40.36 33.15	30.17	
24 Peter Bretzmann	16	North Carolina Aquatic Club	4:35.61	4:37.97
r:+0.73 29.01 32.99 37.76	36.34	39.75 39.32 32.06	30.74	

D - Final

25 *Richie Stokes	19	University of Calgary Swim Clu	4:38.36	4:33.01
r:+0.70 29.62 32.89 34.20	33.11	40.12 40.22 32.30	30.55	
26 Jack Vandusen	18	Bolles School Sharks	4:37.77	4:34.06
r:+0.70 27.92 31.97 36.84	35.33	39.64 40.25 31.94	30.17	
27 Ben Cote	16	Saint Petersburg Aquatics	4:38.55	4:38.23
r:+0.69 28.69 33.16 37.67	35.44	39.86 39.78 32.89	30.74	
28 *Yeziel Morales	24	Azura Florida Aquatics	4:37.18	4:38.93
r:+0.66 27.62 32.48 35.95	35.47	42.91 42.59 31.47	30.44	
29 Brian Uribe	16	Scarlet Aquatics	4:37.39	4:39.26
r:+0.67 29.50 32.84 36.25	35.14	39.52 40.41 33.37	32.23	
30 Zach Ward	17	Buckeye Swim Club	4:40.24	4:40.13
r:+0.66 28.24 32.09 37.52	35.94	41.53 41.95 32.47	30.39	
31 *Owen Devine	20	University Of Tennessee	4:40.16	4:40.59
r:+0.69 29.15 34.17 36.74	35.20	41.34 42.04 31.69	30.26	
--- Zac Cairns	17	North Carolina Aquatic Club	4:40.06	DQ
r:+0.73 28.78 33.01 35.63	34.40	41.02 41.56 33.11	32.31	

Event 10 Men 400 LC Meter IM

World:	4:03.84	W	8/10/2008	Michael Phelps	USA
American:	4:03.84	A	8/10/2008	Michael Phelps	USA
U.S. Open:	4:05.25	O	6/29/2008	Michael Phelps	Club Wolverine
Jr World:	4:11.93	J	8/24/2019	Apostolos Papastamos	GRE
Pro Swim:	4:08.92	P	2018	Chase Kalisz	
Pool:	4:16.36	P	1/17/2020	Kieran Smith	Unattached-FL
Trial Cut:	4:25.99	T			

Name	Age	Team	Seed Time	Prelim Time
Preliminaries				
1 Jarod Arroyo	19	Pitchfork Aquatics	4:18.94	4:17.86 T q
r:+0.69 26.78 30.95 33.85	33.90	35.16 36.82 30.69	29.71	
2 Carson Foster	18	Mason Manta Rays	4:13.39	4:22.01 T q
r:+0.70 27.31 31.22 34.46	32.62	36.05 37.02 33.25	30.08	
3 Kieran Smith	19	Unattached U of Florida	4:15.17	4:22.66 T q
r:+0.70 27.52 31.46 34.25	32.70	37.59 38.04 31.39	29.71	

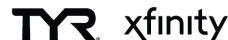


2019-20 - TYR Pro Swim Series #2 Knoxville - 1/16/2020 to 1/19/2020

Results

Preliminaries ... (Event 10 Men 400 LC Meter IM)

Name	Age	Team	Seed Time	Prelim Time
4 Sam Stewart	22	Unattached	4:13.65	4:25.15 T q
r:+0.67 27.61 32.32 35.20	34.15 37.80 37.43 31.29		29.35	
5 *Tristan Cote	24	University of Calgary Swim Clu	4:17.22	4:25.48 q
r:+0.71 27.97 32.14 34.95	33.89 37.17 37.77 31.22		30.37	
6 *Josh Zakala	21	Swimming Canada	4:18.64	4:28.77 q
r:+0.72 28.29 32.27 33.97	33.95 38.12 39.85 31.90		30.42	
7 Baylor Nelson	16	SwimMAC Carolina	4:29.72	4:32.07 q
r:+0.68 28.77 33.07 34.86	34.26 39.40 39.47 31.79		30.45	
8 Sawyer Grimes	18	Sandpipers Of Nevada	4:30.58	4:32.21 q
r:+0.63 27.77 31.33 33.38	33.22 42.51 42.20 31.37		30.43	
9 *Brian Palaschuk	22	Regina Optimist Dolphins Swim	4:23.13	4:32.23 q
r:+0.70 28.69 32.94 36.15	34.71 38.96 39.59 31.31		29.88	
10 *Munzy Kabbara	17	Lebanon/CFSC	4:28.83	4:32.32 q
r:+0.68 28.08 32.69 36.11	34.57 38.96 39.20 32.36		30.35	
11 Cooper Lucas	14	Lakeside Aquatic Club	4:35.19	4:32.77 q
r:+0.70 28.51 32.44 36.25	34.56 39.42 39.82 31.83		29.94	
12 Evan McInerny	18	SwimAtlanta	4:30.00	4:33.00 q
r:+0.69 27.72 32.04 34.60	34.65 39.56 39.83 33.03		31.57	
13 Owen Lloyd	18	North Carolina Aquatic Club	4:29.12	4:33.59 q
r:+0.81 28.83 33.22 34.97	34.54 41.17 40.41 31.19		29.26	
14 Dylan Becker	17	Sandpipers Of Nevada	4:29.01	4:33.67 q
r:+0.70 28.19 32.40 34.81	34.13 40.85 42.09 31.53		29.67	
15 Ford Blaylock	20	Unattached ARMY	4:29.11	4:33.81 q
r:+0.75 28.73 33.72 37.11	35.90 39.28 39.34 31.15		28.58	
16 Conall Monahan	17	SwimMAC Carolina	4:31.28	4:33.93 q
r:+0.67 29.00 33.55 34.34	33.91 38.73 40.56 32.37		31.47	
17 Brandon Miller	16	North Carolina Aquatic Club	4:33.63	4:33.99 q
r:+0.67 29.76 33.34 34.38	32.81 41.26 40.71 32.39		29.34	
18 Jake Mitchell	18	Carmel Swim Club	4:24.03	4:34.52 q
r:+0.74 27.93 32.45 35.42	34.11 40.60 41.72 31.90		30.39	
19 Ethan Sanders	20	University Of Tennessee	4:32.33	4:34.77 q
r:+0.76 28.01 32.13 36.87	35.96 38.83 40.20 32.62		30.15	
20 *Stanford Li	17	Pointe-Claire Swim Club	4:32.03	4:35.06 q
r:+0.66 29.14 33.29 36.18	34.19 40.57 41.27 31.14		29.28	
21 Josh Zuchowski	15	Flood Aquatics Swim Team/TKA	4:25.79	4:35.13 q
r:+0.71 28.15 32.01 35.65	34.79 39.34 41.06 32.62		31.51	
22 Peter Bretzmann	16	North Carolina Aquatic Club	4:29.38	4:35.61 q
r:+0.75 28.71 32.17 37.01	35.79 39.29 39.01 32.34		31.29	
23 Liam Custer	15	Sarasota Sharks	4:40.36	4:36.02 q
r:+0.73 29.45 33.32 34.43	34.41 39.29 41.19 32.72		31.21	
24 Tommy Bried	16	ACE Aquatic Club	4:31.89	4:36.04 q
r:+0.79 28.14 31.67 36.68	35.55 39.84 40.55 33.19		30.42	
25 *Eric Brown	17	Pointe-Claire Swim Club	4:30.31	4:36.11 q
r:+0.75 29.18 33.26 35.00	34.26 41.31 41.90 31.03		30.17	
26 *Yeziel Morales	24	Azura Florida Aquatics	3:56.94 Y	4:37.18 q
r:+0.68 27.71 31.96 36.76	35.12 42.63 42.48 30.86		29.66	



2019-20 - TYR Pro Swim Series #2 Knoxville - 1/16/2020 to 1/19/2020

Results

Preliminaries ... (Event 10 Men 400 LC Meter IM)

Name	Age	Team	Seed Time	Prelim Time	
27 Brian Uribe	16	Scarlet Aquatics	4:39.36	4:37.39	q
r:+0.70 29.46 32.52 36.29	34.78	38.81 40.51 32.69	32.33		
28 Jack Vandeußen	18	Bolles School Sharks	4:24.02	4:37.77	q
r:+0.72 28.19 32.25 37.14	35.71	40.76 40.93 32.71	30.08		
29 *Richie Stokes	19	University of Calgary Swim Clu	4:27.83	4:38.36	q
r:+0.71 29.38 33.36 34.97	33.90	41.19 41.71 33.39	30.46		
30 Ben Cote	16	Saint Petersburg Aquatics	4:34.57	4:38.55	q
r:+0.67 29.23 33.74 37.42	35.57	39.52 39.46 32.48	31.13		
31 Zac Cairns	17	North Carolina Aquatic Club	4:34.78	4:40.06	q
r:+0.71 29.28 32.79 35.66	34.36	41.44 40.99 32.95	32.59		
32 *Owen Devine	20	University Of Tennessee	4:36.06	4:40.16	q
r:+0.65 29.11 33.32 36.91	34.90	41.41 41.09 33.27	30.15		
33 Zach Ward	17	Buckeye Swim Club	4:40.92	4:40.24	
r:+0.67 27.54 31.54 36.14	36.24	41.63 42.52 32.74	31.89		
34 Ike Atkinson	18	SwimMAC Carolina	3:55.40 Y	4:40.60	
r:+0.84 28.71 33.65 37.66	37.05	42.00 42.60 29.89	29.04		
35 *Brendan Vanherk	20	Regina Optimist Dolphins Swim	4:27.96	4:40.84	
r:+0.64 28.57 32.50 36.28	35.52	40.87 41.75 33.22	32.13		
36 Logan Zucker	16	SwimMAC Carolina	4:29.63	4:41.03	
r:+0.64 29.01 33.21 36.21	35.15	40.68 42.05 32.56	32.16		
37 Ethan Heasley	18	Hillsboro Swim Team	4:19.81	4:41.40	
r:+0.76 28.35 33.18 38.19	37.88	38.64 40.45 32.85	31.86		
38 Nathan Murray	22	University Of Tennessee	4:36.58	4:41.74	
r:+0.71 29.16 33.14 34.85	33.54	42.56 42.71 33.38	32.40		
39 Jack Anderson	16	Lakeside Swim Team	3:54.71 Y	4:42.64	
r:+0.77 27.96 33.31 38.58	37.28	40.42 39.97 32.96	32.16		
40 Jack Parker	17	Y-Spartaquatics Swim Club	4:38.47	4:42.82	
r:+0.80 28.92 34.00 35.91	34.94	42.27 42.68 32.49	31.61		
41 Zane Rosely	17	Club Wolverine	4:35.53	4:42.90	
r:+0.63 28.78 32.66 36.71	35.53	41.94 41.82 33.86	31.60		
42 Andrew Taylor	15	Tampa Bay Aquatic Club	4:36.24	4:43.26	
r:+0.74 29.99 34.28 35.92	35.19	42.39 42.02 32.57	30.90		
43 Tristan McFarland	17	Univ of Denver Hilltoppers	4:34.95	4:43.58	
r:+0.68 29.46 33.43 37.22	36.01	39.92 41.33 34.20	32.01		
44 Sean Swift	17	Sierra Marlins Swim Team	4:36.00	4:44.10	
r:+0.73 28.97 33.75 37.62	36.87	39.90 41.78 33.31	31.90		
45 *Malachy BELKHELLADI	16	Pointe-Claire Swim Club	4:36.67	4:46.62	
r:+0.76 28.64 32.24 36.47	35.17	42.52 43.43 34.96	33.19		
46 Owen Ngan	16	Unattached LOSC	4:35.66	4:46.82	
r:+0.70 30.17 35.14 37.31	35.48	41.26 41.50 33.51	32.45		
47 Conner Kang	18	Lakeside Swim Team	3:53.84 Y	4:46.98	
r:+0.65 28.29 32.40 37.55	37.27	41.06 42.17 34.18	34.06		
48 Thomas Horne	18	Tennessee Aquatics	3:54.68 Y	4:47.55	
r:+0.78 28.29 31.88 36.05	36.11	42.29 43.41 34.84	34.68		
49 Aj Huskey	17	Columbia Swim Club	4:30.84	4:48.38	
r:+0.61 28.56 32.92 37.06	36.33	41.76 43.09 34.80	33.86		



2019-20 - TYR Pro Swim Series #2 Knoxville - 1/16/2020 to 1/19/2020

Results

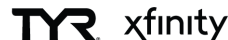
Preliminaries ... (Event 10 Men 400 LC Meter IM)

Name	Age	Team	Seed Time	Prelim Time
50 Blake Simpson	18	Santa Maria Swim Club	4:06.85 Y	4:49.34
r:+0.76 30.27 35.23 38.03	36.72	41.40 43.01 31.73	32.95	
51 Wes Barnett	17	SwimMAC Carolina	4:32.61	4:49.49
r:+0.70 29.12 34.15 36.84	35.88	42.75 43.29 33.80	33.66	
52 *Alex Borisov	18	Baylor Swim Club	4:36.19	4:49.83
r:+0.70 29.93 34.50 39.07	38.15	39.40 41.97 33.84	32.97	
53 Ryan Hillery	16	Tide Swimming	4:05.79 Y	4:52.15
r:+0.66 29.21 33.50 39.33	37.78	42.25 43.41 33.16	33.51	
54 Will Scholtz	15	Lakeside Swim Team	4:38.99	4:54.38
r:+0.75 29.50 35.75 39.08	37.51	40.50 40.98 35.77	35.29	
--- Alexander Gusev	18	Sarasota Sharks	4:28.43	DQ
r:+0.72 28.50 33.43 37.08	34.31	39.85 39.53 32.25	30.76	
--- Harrison Lierz	17	Elevation Athletics	4:38.36	DQ
r:+0.87 27.36 31.28 36.05	35.75	44.36 45.59 33.40	33.19	
--- Sebastian Wolff	16	Univ of Denver Hilltoppers	4:36.51	DQ
r:+0.66 28.54 33.35 37.90	38.31	39.23 41.88 35.50	33.85	
--- John Gehrig	17	SwimMAC Carolina	3:58.21 Y	DQ
r:+0.75 29.05 33.11 37.50	36.10	39.16 39.80 32.51	30.86	
--- *Danylo Sosnovik	20	Pointe-Claire Swim Club	4:32.18	DQ
r:+0.72 28.48 33.12 37.02	35.97	42.97 43.22 32.70	32.41	
--- *Patrick Hussey	18	Pointe-Claire Swim Club	4:26.70	DFS
Declared false start - Misc				
--- Ian Leighninger	18	Dayton Raiders	4:06.86 Y	NS
--- Matthew Steele	17	SwimAtlanta	4:32.49	NS

Event 11 Women 200 LC Meter Butterfly

World:	2:01.81	W	10/21/2009	Zige Liu	CHN
American:	2:04.14	A	7/30/2009	Mary Descenza	USA
U.S. Open:	2:05.87	O	7/25/2018	Hali Flickinger	Athens Bulldog-G
Jr World:	2:06.29	J	4/15/2017	Suzuka Hasegawa	JPN
Pro Swim:	2:06.76	P	2012	Cammie Adams	
Pool:	2:07.21	P	1/9/2019	Hali A. Flickinger	ABSC
Trial Cut:	2:14.59	T			

Name	Age	Team	Prelim Time	Finals Time
A - Final				
1 Hali Flickinger	25	Sun Devil Swimming	2:08.54	2:08.34 T
r:+0.71 29.57 32.45 33.18	33.14			
2 Regan Smith	17	Riptide	2:11.13	2:08.73 T
r:+0.62 29.06 32.97 33.10	33.60			
3 *Helena Rosendahl Bach	19	Denmark	2:11.17	2:10.63
r:+0.88 30.07 33.05 33.77	33.74			
4 Leah Gingrich	29	Columbus Aquatic Club	2:11.96	2:10.69 T
r:+0.75 29.55 33.18 33.61	34.35			
5 Megan Kingsley	23	Athens Bulldog Swim Club/Georgia	2:11.64	2:11.54 T
r:+0.70 29.73 33.07 33.90	34.84			
6 *Mabel Zavaros	19	Oakville Aquatic Club	2:12.46	2:12.12
r:+0.70 29.05 33.82 34.29	34.96			



2019-20 TYR Pro Swim Series #2 Knoxville - 1/16/2020 to 1/19/2020

Results

A - Final ... (Event 11 Women 200 LC Meter Butterfly)

Name	Age	Team	Prelim Time	Finals Time
7 Asia Seidt	22	Kentucky Aquatics	2:12.28	2:12.51 T
r:+0.74 29.68 33.29 34.45 35.09				
8 Kelsi Dahlia	25	Cardinal Aquatics	2:14.99	2:15.82
r:+0.64 29.95 34.21 35.51 36.15				

B - Final

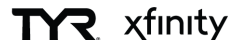
9 Bella Sims	14	Sandpipers Of Nevada	2:16.24	2:13.88 T
r:+0.61 29.24 34.02 35.31 35.31				
10 Alex Massey	18	Unattached NAC	2:15.57	2:14.04 T
r:+0.71 30.02 33.96 34.96 35.10				
11 Morgan Gore	15	Sierra Marlins Swim Team	2:16.27	2:14.39 T
r:+0.67 30.50 34.39 34.57 34.93				
12 *Danielle Hanus	21	Swimming Canada	2:15.99	2:14.84
r:+0.71 30.09 33.96 34.99 35.80				
13 Kate McCarville	16	Springfield Aquatics	2:15.01	2:14.85
r:+0.66 29.91 33.88 34.86 36.20				
14 *Summer McIntosh	13	Etobicoke Swim Club	2:16.99	2:15.60
r:+0.70 30.24 33.85 35.51 36.00				
15 Madeline Menkhaus	16	SwimMAC Carolina	2:16.68	2:16.60
r:+0.67 30.23 33.64 35.61 37.12				
16 Hannah Bellard	14	Club Wolverine	2:16.89	2:16.80
r:+0.80 30.48 34.62 36.02 35.68				

C - Final

17 Maddy Burt	17	Swim Florida	2:18.14	2:14.45 T
r:+0.71 30.57 34.46 34.77 34.65				
18 Paige Kuwata	15	Sandpipers Of Nevada	2:17.86	2:16.17
r:+0.57 30.80 33.89 35.31 36.17				
19 Amanda Witkus	15	Greenwood Swimming	2:18.17	2:16.89
r:+0.68 31.19 34.52 34.90 36.28				
20 *Maria Yegres Cottin	14	SCLN - Venezuela	2:18.07	2:18.16
r:+0.70 30.81 34.83 35.96 36.56				
21 Winter Craig	18	Riptide	2:19.53	2:18.73
r:+0.73 30.26 34.77 36.30 37.40				
22 Reagan Sweeney	16	SwimAtlanta	2:18.44	2:19.52
r:+0.76 31.03 34.81 36.24 37.44				
23 Elysse Pardus	18	South Carolina Swim Club	2:19.16	2:19.78
r:+0.73 31.20 35.30 35.95 37.33				
24 Olivia McMurray	16	Swim Florida	2:17.84	2:19.90
r:+0.76 30.70 34.96 36.87 37.37				

D - Final

25 Mckenna Morello	20	University Of Tennessee	2:21.36	2:17.45
r:+0.61 30.47 34.60 35.49 36.89				
26 Mallory Beil	19	University Of Tennessee	2:21.34	2:17.69
r:+0.69 30.26 34.51 36.15 36.77				
27 Karlie Rimat	20	Mighty Marlins Swim Club	2:19.97	2:19.79
r:+0.76 30.83 34.94 35.68 38.34				
28 Maxine Parkinson	17	Delta Aquatics	2:21.50	2:20.30
r:+0.72 30.69 35.41 36.94 37.26				



2019-20 TYR Pro Swim Series #2 Knoxville - 1/16/2020 to 1/19/2020

Results

D - Final ... (Event 11 Women 200 LC Meter Butterfly)

Name	Age	Team	Prelim Time	Finals Time
29 Mackenzie Lanning	15	Lakeside Swim Team	2:21.05	2:20.71
r:+0.77 30.92 35.02 36.53 38.24				
30 Berit Quass	17	Greater Des Moines YMCA	2:20.90	2:21.08
r:+0.74 30.51 35.03 36.46 39.08				
31 Katherine Randall	16	Riptide	2:22.83	2:21.68
r:+0.78 31.96 35.45 36.73 37.54				
32 Savannah Barr	17	Sarasota Sharks	2:23.14	2:22.44
r:+0.77 31.41 35.53 36.84 38.66				

Event 11 Women 200 LC Meter Butterfly

World:	2:01.81	W	10/21/2009	Zige Liu	CHN
American:	2:04.14	A	7/30/2009	Mary Descenza	USA
U.S. Open:	2:05.87	O	7/25/2018	Hali Flickinger	Athens Bulldog-G
Jr World:	2:06.29	J	4/15/2017	Suzuka Hasegawa	JPN
Pro Swim:	2:06.76	P	2012	Cammile Adams	
Pool:	2:07.21	P	1/9/2019	Hali A. Flickinger	ABSC
Trial Cut:	2:14.59	T			

Name	Age	Team	Seed Time	Prelim Time
Preliminaries				
1 Hali Flickinger	25	Sun Devil Swimming	2:05.87	2:08.54 T q
r:+0.71 29.53 32.46 33.16 33.39				
2 Regan Smith	17	Riptide	2:07.26	2:11.13 T q
r:+0.71 29.09 33.60 33.89 34.55				
3 *Helena Rosendahl Bach	19	Denmark	2:10.17	2:11.17 q
r:+0.85 30.22 32.91 33.71 34.33				
4 Megan Kingsley	23	Athens Bulldog Swim Club/Georgia	2:08.26	2:11.64 T q
r:+0.68 29.46 33.26 34.18 34.74				
5 Leah Gingrich	29	Columbus Aquatic Club	2:09.84	2:11.96 T q
r:+0.78 29.89 33.47 34.43 34.17				
6 Asia Seidt	22	Kentucky Aquatics	2:09.61	2:12.28 T q
r:+0.75 29.75 33.63 34.21 34.69				
7 *Mabel Zavaros	19	Oakville Aquatic Club	2:11.05	2:12.46 q
r:+0.71 29.53 33.79 34.47 34.67				
8 Kelsi Dahlia	25	Cardinal Aquatics	2:09.09	2:14.99 q
r:+0.67 29.48 33.89 34.94 36.68				
9 Kate McCarville	16	Springfield Aquatics	2:13.16	2:15.01 q
r:+0.69 30.51 34.02 35.05 35.43				
10 Alex Massey	18	Unattached NAC	2:13.40	2:15.57 q
r:+0.72 30.13 34.36 34.89 36.19				
11 *Danielle Hanus	21	Swimming Canada	2:11.34	2:15.99 q
r:+0.71 29.83 34.46 35.72 35.98				
12 Bella Sims	14	Sandpipers Of Nevada	2:18.60	2:16.24 q
r:+0.58 29.48 34.64 36.27 35.85				
13 Morgan Gore	15	Sierra Marlins Swim Team	2:13.64	2:16.27 q
r:+0.68 30.68 34.77 34.93 35.89				
14 Madeline Menkhaus	16	SwimMAC Carolina	2:16.93	2:16.68 q
r:+0.61 31.09 33.81 35.75 36.03				



2019-20 - TYR Pro Swim Series #2 Knoxville - 1/16/2020 to 1/19/2020

Results

Preliminaries ... (Event 11 Women 200 LC Meter Butterfly)

Name	Age	Team	Seed Time	Prelim Time	
15 Hannah Bellard r:+0.77 30.81 34.48 36.05 35.55	14	Club Wolverine	2:12.50	2:16.89	q
16 *Summer McIntosh r:+0.71 30.97 34.68 35.78 35.56	13	Etobicoke Swim Club	2:15.15	2:16.99	q
17 *Rebecca Smith r:+0.74 29.16 34.23 36.21 37.71	19	Swimming Canada	2:13.15	2:17.31	q
18 Olivia McMurray r:+0.80 30.62 34.77 36.05 36.40	16	Swim Florida	2:15.94	2:17.84	q
19 Paige Kuwata r:+0.72 30.96 34.32 35.73 36.85	15	Sandpipers Of Nevada	2:14.25	2:17.86	q
20 *Maria Yegres Cottin r:+0.69 31.05 35.21 35.74 36.07	14	SCLN - Venezuela	2:19.58	2:18.07	q
21 Maddy Burt r:+0.73 30.93 34.98 36.38 35.85	17	Swim Florida	2:15.22	2:18.14	q
22 Amanda Witkus r:+0.67 30.35 34.15 36.40 37.27	15	Greenwood Swimming	2:18.35	2:18.17	q
23 Emma Weyant r:+0.78 31.18 34.90 35.94 36.23	18	Sarasota Sharks	2:19.40	2:18.25	q
24 Reagan Sweeney r:+0.78 31.22 34.55 35.64 37.03	16	SwimAtlanta	2:16.92	2:18.44	q
25 Elysse Pardus r:+0.72 31.11 34.83 36.09 37.13	18	South Carolina Swim Club	2:15.78	2:19.16	q
26 Winter Craig r:+0.73 30.56 34.97 36.33 37.67	18	Riptide	2:17.68	2:19.53	q
27 Karlie Rimat r:+0.78 30.69 35.05 35.76 38.47	20	Mighty Marlins Swim Club	2:18.83	2:19.97	q
28 Berit Quass r:+0.75 31.06 35.07 36.60 38.17	17	Greater Des Moines YMCA	1:58.94Y	2:20.90	q
29 Mackenzie Lanning r:+0.76 31.08 35.02 36.69 38.26	15	Lakeside Swim Team	2:18.58	2:21.05	q
30 Mallory Beil r:+0.69 30.91 34.42 36.80 39.21	19	University Of Tennessee	2:15.32	2:21.34	q
31 Mckenna Morello r:+0.62 30.42 34.38 36.62 39.94	20	University Of Tennessee	2:17.40	2:21.36	q
32 Maxine Parkinson r:+0.65 30.70 35.86 37.16 37.78	17	Delta Aquatics	2:21.05	2:21.50	q
*33 Mariah Denigan r:+0.69 31.76 36.08 36.98 38.01	16	Lakeside Swim Team	2:20.08	2:22.83	
*33 Katherine Randall r:+0.77 32.47 36.35 36.58 37.43	16	Riptide	2:19.98	2:22.83	
Swim-Off Required					
35 Savannah Barr r:+0.81 31.56 35.36 37.18 39.04	17	Sarasota Sharks	2:18.86	2:23.14	
36 Katie Grimes r:+0.67 32.05 36.44 37.26 37.44	14	Sandpipers Of Nevada	2:21.86	2:23.19	



2019-20 - TYR Pro Swim Series #2 Knoxville - 1/16/2020 to 1/19/2020

Results

Preliminaries ... (Event 11 Women 200 LC Meter Butterfly)

Name	Age	Team	Seed Time	Prelim Time
37 Grace Rainey	15	SwimMAC Carolina	2:21.47	2:24.37
r:+0.85 32.46 36.50 37.45		37.96		
38 Rhianna Hensler	18	Club Wolverine	2:01.47Y	2:25.38
r:+0.70 32.34 37.04 37.70		38.30		
39 Hannah Cech	17	Lakota Family YMCA Stingrays	2:01.45Y	2:25.63
r:+0.70 32.35 37.16 38.62		37.50		
40 *Jeanne Dahmen	17	Pointe-Claire Swim Club	2:19.83	2:26.05
r:+0.76 31.68 36.60 38.01		39.76		
41 *Elodie Poo-Cheong	23	De Anza Cupertino Aquatics	2:02.78Y	2:26.81
r:+0.70 31.90 36.31 39.31		39.29		
42 Peyton D'Emanuele	17	Aquajets Swim Team	2:19.44	2:33.21
r:+0.72 32.55 37.05 40.24		43.37		
--- Annika McEnroe	17	Y-Spartaquatics Swim Club	2:16.82	DFS
Declared false start				
--- Whitney Chang	20	Unattached ARMY	2:00.24Y	NS

Event 12 Men 200 LC Meter Butterfly

World:	1:50.73	W	7/24/2019	Kristof Milak	HUN
American:	1:51.51	A	7/29/2009	Michael Phelps	USA
U.S. Open:	1:52.20	O	7/2/2008	Michael Phelps	Club Wolverine
Jr World:	1:52.71	J	3/28/2018	Kristof Milak	HUN
Pro Swim:	1:53.84	P	6/14/2019	Gianluca Urlando	DART Swimming-SN
Pool:	1:57.04	P	1/9/2019	Gianluca R. Urlando	DART
Trial Cut:	2:01.19	T			

Name	Age	Team	Prelim Time	Finals Time
A - Final				
1 *Mackenzie Darragh	26	Swimming Canada	2:00.95	1:59.29
r:+0.68 26.94 29.90 30.97		31.48		
2 Andrew Seliskar	23	California Aquatics	2:02.01	1:59.60T
r:+0.66 26.94 30.39 30.99		31.28		
3 Zach Harting	22	Cardinal Aquatics	2:00.63	2:00.02T
r:+0.65 26.99 30.71 31.06		31.26		
4 *Mason Wilby	20	Kentucky Aquatics	2:00.75	2:00.29
r:+0.68 27.27 30.66 30.67		31.69		
5 Carson Foster	18	Mason Manta Rays	2:00.86	2:00.42T
r:+0.68 26.68 30.86 31.24		31.64		
6 Jarod Arroyo	19	Pitchfork Aquatics	2:01.77	2:00.57T
r:+0.69 26.96 30.92 31.10		31.59		
7 Dare Rose	17	Scarlet Aquatics	2:02.56	2:01.51
r:+0.67 27.14 30.74 31.58		32.05		
8 Cris Gore	17	Sierra Marlins Swim Team	2:02.23	2:01.82
r:+0.72 26.97 30.66 31.49		32.70		
B - Final				
9 Jack Conger	25	Cavalier Aquatics	2:04.84	1:59.69T
r:+0.73 26.30 30.18 31.59		31.62		
10 Gabriel Orbe	17	Scarlet Aquatics	2:03.00	2:01.66
r:+0.66 27.92 30.84 31.67		31.23		



2019-20 - TYR Pro Swim Series #2 Knoxville - 1/16/2020 to 1/19/2020

Results

B - Final ... (Event 12 Men 200 LC Meter Butterfly)

Name	Age	Team	Prelim Time	Finals Time
11 *Marc Hinawi	22	University Of Tennessee	2:04.38	2:02.65
r:+0.69 27.39 30.76 32.07	32.43			
12 Tommy Bried	16	ACE Aquatic Club	2:03.17	2:02.73
r:+0.74 27.80 31.46 31.49	31.98			
13 Sam Folger	17	Greenwood Swimming	2:02.73	2:03.24
r:+0.58 27.57 31.26 31.39	33.02			
14 *Gabriel Araya	20	Azura Florida Aquatics	2:03.63	2:03.90
r:+0.72 27.83 31.08 32.53	32.46			
15 Zach Ward	17	Buckeye Swim Club	2:04.84	2:04.57
r:+0.70 28.00 31.15 32.47	32.95			
16 Jonathan Affeld	17	Alto Swim Club	2:04.77	2:05.25
r:+0.68 27.17 31.24 32.95	33.89			

C - Final

17 Ethan Heasley	18	Hillsboro Swim Team	2:05.22	2:03.36
r:+0.69 26.46 30.83 32.66	33.41			
18 Sawyer Grimes	18	Sandpipers Of Nevada	2:05.39	2:04.77
r:+0.65 27.76 31.23 32.45	33.33			
19 Alexander Gusev	18	Sarasota Sharks	2:06.23	2:05.18
r:+0.69 28.45 32.07 32.80	31.86			
20 Dylan Becker	17	Sandpipers Of Nevada	2:06.87	2:05.33
r:+0.70 28.32 31.62 32.74	32.65			
21 Thomas Horne	18	Tennessee Aquatics	2:06.77	2:05.52
r:+0.73 28.08 31.45 32.97	33.02			
22 Evan McInerney	18	SwimAtlanta	2:05.53	2:05.88
r:+0.66 27.97 31.94 33.18	32.79			
23 *Danylo Sosnovik	20	Pointe-Claire Swim Club	2:06.41	2:06.04
r:+0.71 27.52 32.10 33.19	33.23			
24 Ethan Sanders	20	University Of Tennessee	2:07.29	2:07.57
r:+0.73 27.95 32.05 33.35	34.22			

D - Final

25 Joel Giraudeau	19	University Of Tennessee	2:07.60	2:05.19
r:+0.63 27.32 31.15 32.77	33.95			
26 Cooper Lucas	14	Lakeside Aquatic Club	2:07.38	2:05.50
r:+0.68 28.30 31.65 33.00	32.55			
27 Zane Rosely	17	Club Wolverine	2:08.98	2:07.00
r:+0.62 28.02 31.62 33.40	33.96			
28 *Martin Espernberger	16	Unattached BSS	2:08.57	2:07.01
r:+0.80 28.09 32.62 33.19	33.11			
29 Alex Brehm	17	Lakeside Swim Team	2:07.34	2:07.41
r:+0.67 28.39 31.86 33.23	33.93			
30 Alexander Neff	18	Tide Swimming	2:08.87	2:08.01
r:+0.77 28.36 31.40 33.08	35.17			
31 Tais Brown	16	Atomic City Aquatic Club	2:08.33	2:08.38
r:+0.64 28.70 31.92 33.71	34.05			
32 John Gehrig	17	SwimMAC Carolina	2:09.03	2:09.65
r:+0.69 28.64 32.35 33.91	34.75			



MARRIOTT
BONVOY



Neptune-Benson
EVOQUA



TYR xfinity

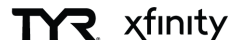
2019-20 - TYR Pro Swim Series #2 Knoxville - 1/16/2020 to 1/19/2020

Results

Event 12 Men 200 LC Meter Butterfly

World:	1:50.73	W	7/24/2019	Kristof Milak	HUN
American:	1:51.51	A	7/29/2009	Michael Phelps	USA
U.S. Open:	1:52.20	O	7/2/2008	Michael Phelps	Club Wolverine
Jr World:	1:52.71	J	3/28/2018	Kristof Milak	HUN
Pro Swim:	1:53.84	P	6/14/2019	Gianluca Urlando	DART Swimming-SN
Pool:	1:57.04	P	1/9/2019	Gianluca R. Urlando	DART
Trial Cut:	2:01.19	T			

Name	Age	Team	Seed Time	Prelim Time
Preliminaries				
1 Zach Harting	22	Cardinal Aquatics	1:55.05	2:00.63 T q
r:+0.69 26.99 30.69 31.10 31.85				
2 *Mason Wilby	20	Kentucky Aquatics	2:00.63	2:00.75 q
r:+0.66 27.12 30.70 30.85 32.08				
3 Carson Foster	18	Mason Manta Rays	1:59.32	2:00.86 T q
r:+0.69 27.17 30.64 31.40 31.65				
4 *Mackenzie Darragh	26	Swimming Canada	1:56.27	2:00.95 q
r:+0.69 27.35 31.20 31.90 30.50				
5 Jarod Arroyo	19	Pitchfork Aquatics	2:00.11	2:01.77 q
r:+0.70 27.07 31.41 31.16 32.13				
6 Andrew Seliskar	23	California Aquatics	1:56.73	2:02.01 q
r:+0.69 26.90 31.12 31.52 32.47				
7 Cris Gore	17	Sierra Marlins Swim Team	2:02.22	2:02.23 q
r:+0.72 27.66 30.94 31.89 31.74				
8 Dare Rose	17	Scarlet Aquatics	1:58.97	2:02.56 q
r:+0.66 27.47 31.63 31.70 31.76				
9 Sam Folger	17	Greenwood Swimming	2:05.32	2:02.73 q
r:+0.63 27.67 30.83 31.83 32.40				
10 Gabriel Orbe	17	Scarlet Aquatics	2:00.47	2:03.00 q
r:+0.74 28.15 31.23 31.79 31.83				
11 Tommy Bried	16	ACE Aquatic Club	2:00.94	2:03.17 q
r:+0.73 27.56 31.44 31.75 32.42				
12 *Gabriel Araya	20	Azura Florida Aquatics	2:01.63	2:03.63 q
r:+0.77 27.67 31.75 32.34 31.87				
13 *Marc Hinawi	22	University Of Tennessee	2:01.01	2:04.38 q
r:+0.68 27.62 31.30 32.59 32.87				
14 Jonathan Affeld	17	Alto Swim Club	2:01.96	2:04.77 q
r:+0.66 27.24 31.00 32.62 33.91				
15 Zach Ward	17	Buckeye Swim Club	2:05.85	2:04.84 q
r:+0.72 28.08 31.28 32.44 33.04				
16 Jack Conger	25	Cavalier Aquatics	1:55.18	2:04.84 q
r:+0.72 27.77 31.81 32.48 32.78				
17 Ethan Heasley	18	Hillsboro Swim Team	2:01.52	2:05.22 q
r:+0.71 27.18 31.11 33.01 33.92				
18 Sawyer Grimes	18	Sandpipers Of Nevada	2:04.58	2:05.39 q
r:+0.60 28.11 31.61 32.44 33.23				
19 Evan McInerney	18	SwimAtlanta	2:04.45	2:05.53 q
r:+0.69 28.53 32.16 32.77 32.07				



2019-20 - TYR Pro Swim Series #2 Knoxville - 1/16/2020 to 1/19/2020

Results

Preliminaries ... (Event 12 Men 200 LC Meter Butterfly)

Name	Age	Team	Seed Time	Prelim Time	
20 Alexander Gusev	18	Sarasota Sharks	2:05.97	2:06.23	q
r:+0.72 28.29 32.62 32.73		32.59			
21 Wyatt Davis	18	Carmel Swim Club	2:05.46	2:06.36	q
r:+0.70 28.22 31.99 32.78		33.37			
22 *Danylo Sosnovik	20	Pointe-Claire Swim Club	2:03.32	2:06.41	q
r:+0.81 27.98 31.87 33.13		33.43			
23 Josh Zuchowski	15	Flood Aquatics Swim Team/TKA	2:04.98	2:06.48	q
r:+0.72 28.28 31.85 32.88		33.47			
24 Thomas Horne	18	Tennessee Aquatics	2:04.32	2:06.77	q
r:+0.75 27.97 31.74 32.97		34.09			
25 Dylan Becker	17	Sandpipers Of Nevada	2:04.45	2:06.87	q
r:+0.65 28.68 31.87 33.25		33.07			
26 Ethan Sanders	20	University Of Tennessee	2:07.36	2:07.29	q
r:+0.72 27.80 32.00 33.53		33.96			
27 Alex Brehm	17	Lakeside Swim Team	2:04.60	2:07.34	q
r:+0.71 28.40 32.13 33.30		33.51			
28 Cooper Lucas	14	Lakeside Aquatic Club	2:06.94	2:07.38	q
r:+0.69 28.66 32.15 33.40		33.17			
29 Joel Giraudeau	19	University Of Tennessee	2:01.30	2:07.60	q
r:+0.62 27.13 30.95 33.20		36.32			
30 *Mokhtar Al-Yamani	22	Club Wolverine	2:03.93	2:07.89	q
r:+0.63 27.70 32.50 33.57		34.12			
31 Tais Brown	16	Atomic City Aquatic Club	2:05.39	2:08.33	q
r:+0.64 28.45 32.26 33.18		34.44			
32 *Martin Espernberger	16	Unattached BSS	2:04.71	2:08.57	q
r:+0.77 28.71 32.61 33.48		33.77			
33 Alexander Neff	18	Tide Swimming	2:02.65	2:08.87	
r:+0.71 28.14 31.93 33.88		34.92			
34 Zane Rosely	17	Club Wolverine	2:06.36	2:08.98	
r:+0.62 28.39 32.28 33.56		34.75			
35 John Gehrig	17	SwimMAC Carolina	1:49.26Y	2:09.03	
r:+0.71 28.32 32.37 33.82		34.52			
36 Boyd Poelke	18	SwimMAC Carolina	2:04.38	2:09.08	
r:+0.75 28.38 32.61 33.85		34.24			
37 Baylor Nelson	16	SwimMAC Carolina	2:05.04	2:09.18	
r:+0.70 29.21 33.20 33.28		33.49			
38 *Patrick Hussey	18	Pointe-Claire Swim Club	2:05.61	2:09.32	
r:+0.87 28.48 33.22 33.57		34.05			
39 Harrison Lierz	17	Elevation Athletics	2:07.44	2:09.45	
r:+0.70 28.17 31.74 33.01		36.53			
40 *Malachy BELKHELLADI	16	Pointe-Claire Swim Club	2:09.45	2:09.51	
r:+0.69 27.73 32.37 33.10		36.31			
41 *Brendan Vanherk	20	Regina Optimist Dolphins Swim	2:04.40	2:09.58	
r:+0.68 28.59 32.56 33.72		34.71			
42 Aj Huskey	17	Columbia Swim Club	2:04.74	2:09.70	
r:+0.65 28.46 32.36 34.05		34.83			



2019-20 - TYR Pro Swim Series #2 Knoxville - 1/16/2020 to 1/19/2020

Results

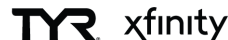
Preliminaries ... (Event 12 Men 200 LC Meter Butterfly)

Name	Age	Team	Seed Time	Prelim Time
43 Oakley Lorson r:+0.62 28.62 32.81 33.67 34.78	17	Columbia Swim Club	2:06.92	2:09.88
44 Tavis Siebert r:+0.69 28.04 32.33 34.02 35.61	17	Pitchfork Aquatics	2:02.81	2:10.00
45 Patrick Townsend r:+0.72 28.76 32.53 34.73 34.09	19	University Of Tennessee	2:06.91	2:10.11
46 Jack Vandeußen r:+0.72 28.62 32.32 34.31 34.92	18	Bolles School Sharks	2:07.75	2:10.17
47 James Bilbrey r:+0.62 28.26 33.19 34.18 34.63	20	Unattached ARMY	1:48.57Y	2:10.26
48 John Plutt r:+0.64 28.12 32.95 34.97 34.81	17	Pueblo County Swim Team	1:53.14Y	2:10.85
49 Ryan Hillery r:+0.65 28.83 33.29 34.48 35.53	16	Tide Swimming	2:07.03	2:12.13
50 Conner Kang r:+0.67 28.28 32.53 34.77 36.72	18	Lakeside Swim Team	2:06.18	2:12.30
51 Owen Lloyd r:+0.78 29.39 34.50 34.89 33.54	18	North Carolina Aquatic Club	2:10.15	2:12.32
52 Hunter Foechner r:+0.63 28.10 33.51 36.10 35.66	16	Univ of Denver Hilltoppers	2:10.15	2:13.37
53 Logan Zucker r:+0.67 28.91 33.83 35.41 36.08	16	SwimMAC Carolina	2:10.09	2:14.23
54 Gavin Lamoureux r:+0.74 28.40 32.88 35.47 37.71	17	Tide Swimming	1:50.23Y	2:14.46
55 *Philip Adejumo r:+0.66 28.26 32.80 34.64 38.83	23	Nashville Aquatic Club	1:48.13Y	2:14.53
--- Jacob Pishko r:+0.60 28.42 32.72 34.59 35.73	16	Bolles School Sharks	2:07.69	DQ
--- *Alex Borisov Declared false start	18	Baylor Swim Club	2:07.54	DFS

Event 13 Women 50 LC Meter Freestyle

World:	23.67	W	7/29/2017	Sarah Sjostrom	SWE
American:	23.97	A	7/30/2017	Simone Manuel	USA
U.S. Open:	24.08	O	6/1/2019	Pernille Blume	DEN
Jr World:	24.21	J	4/3/2018	Rikako Ikee	JPN
Pro Swim:	24.17	P	2016	Sarah Sjostrom	
Pool:	24.57	P	1/18/2020	Erika Brown	Univ Tennessee-S
Trial Cut:	25.99	T			

Name	Age	Team	Prelim Time	Finals Time
A - Final				
1 Erika Brown r:+0.64	21	University Of Tennessee	24.92	24.57 P
2 Simone Manuel r:+0.69	23	Alto Swim Club	24.85	24.63 T
3 Margo Geer r:+0.66	27	Mission Viejo Nadadores	25.03	25.08 T



2019-20 - TYR Pro Swim Series #2 Knoxville - 1/16/2020 to 1/19/2020

Results

A - Final ... (Event 13 Women 50 LC Meter Freestyle)

	Name	Age	Team	Prelim Time	Finals Time
4	*Marie Wattel r:+0.71	22	Loughborough University	25.28	25.16
5	Gretchen Walsh r:+0.75	16	Nashville Aquatic Club	25.55	25.28 T
6	*Julie Jensen r:+0.70	20	Denmark	25.35	25.33
7	Natalie Hinds r:+0.67	26	Athens Bulldog Swim Club	25.62	25.37 T
8	Mallory Comerford r:+0.61	22	Cardinal Aquatics	25.48	25.48 T

B - Final

9	Alex Walsh r:+0.84	18	Nashville Aquatic Club	25.81	25.51 T
10	*Signe Bro r:+0.72	21	Denmark	25.73	25.62
11	Marina Spadoni r:+0.72	26	Pinnacle Racing	25.78	25.68 T
12	Linnea Mack r:+0.72	24	Osprey Aquatics	25.82	25.72 T
13	Jasmine Rumley r:+0.56	18	Greater Des Moines YMCA	25.87	25.73 T
14	*Emily Gantriis r:+0.74	21	Denmark	25.82	25.82
15	Bailey Grinter r:+0.73	20	University Of Tennessee	25.87	26.12
16	Kelsi Dahlia r:+0.65	25	Cardinal Aquatics	25.70	26.52

C - Final

17	*Isabella Hindley r:+0.68	23	Tennessee Aquatics	25.91	25.39
18	*Farida Osman r:+0.67	24	Unattached PRVT	26.06	25.64
19	Katrina Konopka r:+0.69	22	North Carolina Aquatic Club	26.02	25.73 T
20	*Cherelle Thompson r:+0.68	27	Eagles Aquatics International	25.92	25.78
21	Amanda Kendall r:+0.74	29	Mission Viejo Nadadores	25.96	25.96 T
22	Madeline Banic r:+0.64	22	Tennessee Aquatics	26.11	26.01
23	*Hanna Henderson r:+0.81	17	Swimming Canada	26.16	26.20
24	Allison Schmitt	29	Sun Devil Swimming	25.96	26.94

D - Final

25	*Camille Cheng r:+0.71	26	Pinnacle Racing/Hong Kong	26.40	26.11
----	---------------------------	----	---------------------------	-------	-------



2019-20 - TYR Pro Swim Series #2 Knoxville - 1/16/2020 to 1/19/2020

Results

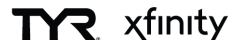
D - Final ... (Event 13 Women 50 LC Meter Freestyle)

Name	Age	Team	Prelim Time	Finals Time
*26 Trude Rothrock r:+0.67	20	University Of Tennessee	26.42	26.16
*26 Mckenna Stone r:+0.66	16	Fox Valley Swim Team	26.33	26.16
28 *Emily Crane r:+0.67	21	Loughborough University	26.34	26.18
29 Carly Novelline r:+0.66	15	NASA Wildcat Aquatics	26.37	26.29
30 Audrey Yu r:+0.65	15	Sandpipers Of Nevada	26.41	26.35
31 Paige Hetrick r:+0.65	17	Bradford Family YMCA	26.25	26.38
32 *Teagan Vander Leek r:+0.64	15	Edmonton Keyano Swim Club	26.38	26.43

Event 13 Women 50 LC Meter Freestyle

World:	23.67	W	7/29/2017	Sarah Sjostrom	SWE
American:	23.97	A	7/30/2017	Simone Manuel	USA
U.S. Open:	24.08	O	6/1/2019	Pernille Blume	DEN
Jr World:	24.21	J	4/3/2018	Rikako Ikee	JPN
Pro Swim:	24.17	P	2016	Sarah Sjostrom	
Pool:	24.57	P	1/18/2020	Erika Brown	Univ Tennessee-S
Trial Cut:	25.99	T			

Name	Age	Team	Seed Time	Prelim Time
Preliminaries				
1 Simone Manuel r:+0.71	23	Alto Swim Club	24.05	24.85 T q
2 Erika Brown r:+0.64	21	University Of Tennessee	24.71	24.92 T q
3 Margo Geer r:+0.67	27	Mission Viejo Nadadores	24.72	25.03 T q
4 *Marie Wattel r:+0.70	22	Loughborough University	25.14	25.28 q
5 *Julie Jensen r:+0.69	20	Denmark	24.89	25.35 q
6 Mallory Comerford r:+0.64	22	Cardinal Aquatics	24.80	25.48 T q
7 Gretchen Walsh r:+0.81	16	Nashville Aquatic Club	24.71	25.55 T q
8 Natalie Hinds r:+0.68	26	Athens Bulldog Swim Club	25.02	25.62 T q
9 Kelsi Dahlia r:+0.64	25	Cardinal Aquatics	24.99	25.70 T q
10 *Signe Bro r:+0.70	21	Denmark	25.36	25.73 q
11 Marina Spadoni r:+0.64	26	Pinnacle Racing	25.78	25.78 T q



2019-20 - TYR Pro Swim Series #2 Knoxville - 1/16/2020 to 1/19/2020

Results

Preliminaries ... (Event 13 Women 50 LC Meter Freestyle)

	Name	Age	Team	Seed Time	Prelim Time
12	Alex Walsh r:+0.76	18	Nashville Aquatic Club	26.08	25.81 T q
*13	Linnea Mack r:+0.76	24	Osprey Aquatics	25.35	25.82 T q
*13	*Emily Gantriis r:+0.66	21	Denmark	25.49	25.82 q
*15	Jasmine Rumley r:+0.59	18	Greater Des Moines YMCA	25.96	25.87 T q
*15	Bailey Grinter r:+0.73	20	University Of Tennessee	25.40	25.87 T q
17	*Isabella Hindley r:+0.69	23	Tennessee Aquatics	25.66	25.91 q
18	*Cherelle Thompson r:+0.73	27	Eagles Aquatics International	25.89	25.92 q
*19	Allison Schmitt r:+0.70	29	Sun Devil Swimming	26.11	25.96 T q
*19	Amanda Kendall r:+0.69	29	Mission Viejo Nadadores	25.30	25.96 T q
21	Katrina Konopka r:+0.75	22	North Carolina Aquatic Club	25.25	26.02 q
22	*Farida Osman r:+0.76	24	Unattached PRVT	24.83	26.06 q
23	Madeline Banic r:+0.63	22	Tennessee Aquatics	26.45	26.11 q
24	*Hanna Henderson r:+0.71	17	Swimming Canada	25.33	26.16 q
25	Paige Hetrick r:+0.67	17	Bradford Family YMCA	26.32	26.25 q
26	Mckenna Stone r:+0.64	16	Fox Valley Swim Team	25.81	26.33 q
27	*Emily Crane r:+0.68	21	Loughborough University	25.82	26.34 q
28	Carly Novelline r:+0.66	15	NASA Wildcat Aquatics	25.92	26.37 q
29	*Teagan Vander Leek r:+0.65	15	Edmonton Keyano Swim Club	26.45	26.38 q
30	*Camille Cheng r:+0.72	26	Pinnacle Racing/Hong Kong	26.02	26.40 q
31	Audrey Yu r:+0.65	15	Sandpipers Of Nevada	26.16	26.41 q
32	Trude Rothrock r:+0.64	20	University Of Tennessee	25.97	26.42 q
33	*Allyson Ponson r:+0.67	24	Azura Florida Aquatics	25.61	26.43
34	Riley Gaines r:+0.70	19	Kentucky Aquatics	26.74	26.48



2019-20 - TYR Pro Swim Series #2 Knoxville - 1/16/2020 to 1/19/2020

Results

Preliminaries ... (Event 13 Women 50 LC Meter Freestyle)

Name	Age	Team	Seed Time	Prelim Time
35 Amber Myers r:+0.70	16	Sierra Marlins Swim Team	26.41	26.56
36 Vivian Weng r:+0.71	17	Greenwood Swimming	26.46	26.57
37 Abigail Kapeller r:+0.71	16	Unattached RIPT	26.87	26.59
38 Grace Cooper r:+0.70	17	Delta Aquatics	25.16	26.61
39 *Fresh Satianchokwisan r:+0.71	15	Bolles School Sharks	25.97	26.67
*40 Julia Burroughs r:+0.75	15	Tennessee Aquatics	26.89	26.73
*40 Amanda Weir r:+0.76	33	SwimAtlanta	25.85	26.73
*42 Molly Leubner r:+0.69	15	Delta Aquatics	26.55	26.78
*42 Natalie Ungaretti r:+0.64	18	University Of Tennessee	26.12	26.78
44 *Elan Daley r:+0.76	14	Etobicoke Swim Club	26.41	26.81
45 Stanzi Moseley r:+0.67	21	University Of Tennessee	26.00	26.82
*46 Anna Shaw r:+0.75	17	Univ of Denver Hilltoppers	26.39	26.83
*46 Julimar Avila r:+0.65	22	Unattached	26.61	26.83
48 Elizabeth Sowards r:+0.61	16	SwimMAC Carolina	26.28	26.85
*49 Gigi Johnson r:+0.71	15	SwimAtlanta	26.35	26.86
*49 Abby Samansky r:+0.75	18	University Of Tennessee	26.81	26.86
51 *Christey Liang r:+0.65	15	Edmonton Keyano Swim Club	26.50	26.88
52 *Yulduz Kuchkarova r:+0.82	25	Clovis Swim Club	26.88	26.89
53 Julie Woody r:+0.67	26	Savannah Swim Team	26.50	26.91
54 Pyper Doo r:+0.69	17	North Suburban Aquatic Club	26.02	26.94
55 *Fanny Teijonsalo r:+0.70	23	Sun Devil Swimming	26.13	26.99
*56 Sydney Stricklin r:+0.69	17	Club Wolverine	25.89	27.01
*56 Danielle Herrmann r:+0.67	32	Clovis Swim Club	26.84	27.01



MARRIOTT
BONVOY



Neptune-Benson
EVOQUA

OMEGA



TYR xfinity

2019-20 - TYR Pro Swim Series #2 Knoxville - 1/16/2020 to 1/19/2020

Results

Preliminaries ... (Event 13 Women 50 LC Meter Freestyle)

Name	Age	Team	Seed Time	Prelim Time
*58 Mia Keranen r:+0.72	17	Club Wolverine	26.78	27.07
*58 Casaundra Moses r:+0.69	16	Springfield Aquatics	26.61	27.07
60 *Penny Oleksiak r:+0.69	19	Swimming Canada	25.38	27.08
61 Tiffanie Ruan r:+0.59	17	Fox Valley Swim Team	26.89	27.12
*62 Isabelle Stadden r:+0.65	17	Aquajets Swim Team	26.12	27.14
*62 Annabel Crush r:+0.78	17	Lakeside Swim Team	26.25	27.14
64 Summer Cardwell r:+0.78	15	Tampa Bay Aquatic Club	27.16	27.17
*65 Abbey Ketslakh r:+0.69	16	Club Wolverine	26.38	27.18
*65 Bella Cothorn r:+0.70	18	Parkway Swim Club	26.89	27.18
67 Kayla Wilson r:+0.69	15	Tide Swimming	26.94	27.27
68 Elysse Pardus r:+0.67	18	South Carolina Swim Club	23.04Y	27.31
69 Carrie Johnson r:+0.70	22	University Of Tennessee	22.48Y	27.33
*70 Megan Cieczczak r:+0.65	16	Fox Valley Swim Team	26.78	27.34
*70 Jenna Smith r:+0.73	16	Univ of Denver Hilltoppers	26.56	27.34
72 Adair Sand r:+0.67	18	Unattached BSS	26.98	27.35
73 Ellie Waldrep r:+0.70	17	Baylor Swim Club	23.10Y	27.36
74 Kirsti McEnroe r:+0.75	15	Y-Spartaquatics Swim Club	26.53	27.37
75 Rachel Stege r:+0.75	16	Fox Valley Swim Team	23.67Y	27.38
*76 Angela Huang r:+0.64	18	Unattached ARMY	23.16Y	27.44
*76 Julianna Stephens r:+0.68	18	SwimAtlanta	26.62	27.44
78 *Logan Watson-Brown r:+0.71	16	Baylor Swim Club	27.20	27.46
79 Mara Allen r:+0.69	17	Sierra Marlins Swim Team	26.40	27.49
80 Megan Sichterman r:+0.74	20	University Of Tennessee	26.15	27.51



2019-20 - TYR Pro Swim Series #2 Knoxville - 1/16/2020 to 1/19/2020

Results

Preliminaries ... (Event 13 Women 50 LC Meter Freestyle)

Name	Age	Team	Seed Time	Prelim Time
81 Marcella Figueroa r:+0.72	16	Scarlet Aquatics	26.89	27.54
82 Maxine Parkinson r:+0.68	17	Delta Aquatics	26.68	27.56
83 Peyton D'Emanuele r:+0.70	17	Aquajets Swim Team	26.79	27.59
84 Madison Berg r:+0.71	21	Unattached ARMY	23.15Y	27.63
85 Addie Sauickie r:+0.78	13	Sarasota Sharks	27.01	27.64
86 Jessica Davis r:+0.71	18	Delta Aquatics	26.88	27.68
87 Olivia Peoples r:+0.60	16	Bolles School Sharks	23.62Y	27.69
88 Jojo Jorgenson r:+0.75	18	Aquajets Swim Team	26.81	27.74
89 Abby Karl r:+0.68	16	Empire KC Swim Club	23.39Y	27.79
90 Elle Caldwell r:+0.83	17	Tide Swimming	26.69	27.82
91 Melina Hughes r:+0.67	17	Riptide	27.34	27.83
92 Sydney Silver r:+0.81	17	Univ of Denver Hilltoppers	27.36	27.85
93 Allison Martin r:+0.77	17	The Fish	27.33	27.96
94 Taylor Williams r:+0.72	16	Aquajets Swim Team	26.90	28.01
95 *Desirae Mangaoang r:+0.64	17	SwimMAC Carolina	27.35	28.07
96 Savannah Barr r:+0.76	17	Sarasota Sharks	27.35	28.08
97 Emily Lenihan r:+0.71	17	Lakeside Swim Team	26.95	28.09
98 Jewel Gordon r:+0.63	18	Baylor Swim Club	23.46Y	28.45
99 Maddy Burt r:+0.76	17	Swim Florida	23.37Y	28.71
100 Winter Craig r:+0.69	18	Riptide	23.98Y	28.76
--- Mara Manion Declared false start	16	Columbia Swim Club	23.69Y	DFS
--- Priscilla Wongso	18	Lakeside Aquatic Club	26.85	NS
--- *Naomi Ruele	23	Asphalt Green Unified Aquatics	26.54	NS



2019-20 - TYR Pro Swim Series #2 Knoxville - 1/16/2020 to 1/19/2020

Results

Event 14 Men 50 LC Meter Freestyle

World:	20.91	W	12/18/2009	Cesar Cielo Filho	BRA
American:	21.04	A	7/27/2019	Caeleb Dressel	USA
U.S. Open:	21.14	O	7/9/2009	Cesar Cielo	Auburn/BRA
Jr World:	21.24	J	12/31/2017	Kliment Kolesnikov	RUS
Pro Swim:	21.56	P	2015	Nathan Adrian	
Pool:	22.11	P	1/9/2019	Michael C. Andrew	RPC
Trial Cut:	23.19	T			

	Name	Age	Team	Prelim Time	Finals Time
A - Final					
1	*Nyls Korstanje r:+0.63	20	NC State University	22.15	22.16
2	David Curtiss r:+0.63	17	Hamilton Y Aquatic Club	22.61	22.50 T
3	*Ali Khalafalla r:+0.61	23	Mission Viejo Nadadores	22.72	22.61
4	Ryan Held r:+0.63	24	New York Athletic Club	22.75	22.66 T
5	Jacob Molacek r:+0.63	24	Wolfpack Elite	22.83	22.72 T
6	Zach Apple r:+0.66	22	Mission Viejo Nadadores	22.80	22.75 T
7	*Yuri Kisil r:+0.70	24	Swimming Canada	22.78	22.80
8	Adam Chaney r:+0.66	17	Mason Manta Rays	22.93	23.21
B - Final					
9	Ian Ho r:+0.59	22	Unattached PRVT	23.00	22.46 T
10	*Yusuke Legard r:+0.64	23	Pinnacle Racing	22.98	22.80
11	Mikel Schreuders r:+0.69	21	Unattached	23.11	22.84 T
12	Alec Connolly r:+0.67	21	University Of Tennessee	23.17	23.14 T
13	*Peter Wetzlar r:+0.63	22	Kentucky Aquatics	23.16	23.15
14	*Mathias Rysgaard r:+0.65	22	Denmark	23.26	23.22
15	*Ryan Coetzee r:+0.62	24	Tennessee Aquatics	23.17	23.31
16	*Spencer Bougie r:+0.66	25	Pointe-Claire Swim Club	23.44	23.57
C - Final					
17	*Joshua Liendo r:+0.64	17	Swimming Canada	23.54	22.79
18	Nolan Briggs r:+0.69	19	University Of Tennessee	23.47	23.39



2019-20 - TYR Pro Swim Series #2 Knoxville - 1/16/2020 to 1/19/2020

Results

C - Final ... (Event 14 Men 50 LC Meter Freestyle)

Name	Age	Team	Prelim Time	Finals Time
19 *Kaan Ayar r:+0.58	24	Dallas Mustangs	23.46	23.43
20 *James LeBuke r:+0.64	17	Swimming Canada	23.66	23.48
21 Josh Fleagle r:+0.69	26	Unattached	23.52	23.53
22 Joshua Zock r:+0.70	20	Unattached ARMY	23.73	23.68
23 Justin Fleagle r:+0.60	18	Unattached	23.49	23.72
24 Seth Bailey r:+0.62	19	University Of Tennessee	23.44	23.89

D - Final

25 *Jordan Crooks r:+0.65	17	Cayman Islands	23.86	23.48
26 *Stephen Calkins r:+0.64	21	University of Calgary Swim Clu	23.89	23.80
27 Josiah Morales r:+0.63	25	Performance Aquatics	23.76	23.92
28 Sam Hoover r:+0.58	16	North Carolina Aquatic Club	23.89	23.94
29 Nick Zito r:+0.72	25	Unattached FMC	23.88	23.96
30 *Edouard Fullum-Huot r:+0.67	17	Pointe-Claire Swim Club	23.94	24.06
31 Scott Cain r:+0.68	19	Fremont Area Swim Team	23.87	24.28
32 Luke Barr r:+0.64	16	Sarpy County Swim Club	23.94	24.31

Event 14 Men 50 LC Meter Freestyle

World:	20.91	W	12/18/2009	Cesar Cielo Filho	BRA
American:	21.04	A	7/27/2019	Caeleb Dressel	USA
U.S. Open:	21.14	O	7/9/2009	Cesar Cielo	Auburn/BRA
Jr World:	21.24	J	12/31/2017	Kliment Kolesnikov	RUS
Pro Swim:	21.56	P	2015	Nathan Adrian	
Pool:	22.11	P	1/9/2019	Michael C. Andrew	RPC
Trial Cut:	23.19	T			

Name	Age	Team	Seed Time	Prelim Time
Preliminaries				
1 *Nyls Korstanje r:+0.62	20	NC State University	22.38	22.15 q
2 David Curtiss r:+0.61	17	Hamilton Y Aquatic Club	21.95	22.61 T q
3 *Ali Khalafalla r:+0.59	23	Mission Viejo Nadadores	21.97	22.72 q



2019-20 - TYR Pro Swim Series #2 Knoxville - 1/16/2020 to 1/19/2020

Results

Preliminaries ... (Event 14 Men 50 LC Meter Freestyle)

	Name	Age	Team	Seed Time	Prelim Time
4	Ryan Held r:+0.66	24	New York Athletic Club	21.87	22.75 T q
5	*Yuri Kisil r:+0.68	24	Swimming Canada	22.02	22.78 q
6	Zach Apple r:+0.65	22	Mission Viejo Nadadores	21.81	22.80 T q
7	Jacob Molacek r:+0.61	24	Wolfpack Elite	22.52	22.83 T q
8	Adam Chaney r:+0.66	17	Mason Manta Rays	22.40	22.93 T q
9	*Yusuke Legard r:+0.64	23	Pinnacle Racing	22.68	22.98 q
10	Ian Ho r:+0.58	22	Unattached PRVT	22.43	23.00 T q
11	Mikel Schreuders r:+0.70	21	Unattached	22.87	23.11 T q
12	*Peter Wetzlar r:+0.63	22	Kentucky Aquatics	22.77	23.16 q
*13	Alec Connolly r:+0.64	21	University Of Tennessee	22.72	23.17 T q
*13	*Ryan Coetzee r:+0.62	24	Tennessee Aquatics	22.39	23.17 q
15	*Mathias Rysgaard r:+0.66	22	Denmark	23.24	23.26 q
16	*Spencer Bougie r:+0.66	25	Pointe-Claire Swim Club	22.70	23.44 q
17	Seth Bailey r:+0.60	19	University Of Tennessee	23.06	23.44 q
18	*Kaan Ayar r:+0.59	24	Dallas Mustangs	23.72	23.46 q
19	Nolan Briggs r:+0.65	19	University Of Tennessee	23.15	23.47 q
20	Justin Fleagle r:+0.61	18	Unattached	20.21 Y	23.49 q
21	Josh Fleagle r:+0.66	26	Unattached	22.95	23.52 q
22	*Joshua Liendo r:+0.66	17	Swimming Canada	22.69	23.54 q
23	*Bayley Main r:+0.67	22	Gator Swim Club	23.20	23.60 q
24	Matthew Josa r:+0.66	24	California Aquatics	22.86	23.61 q
25	*James LeBuke r:+0.64	17	Swimming Canada	22.88	23.66 q
26	Joshua Zock r:+0.67	20	Unattached ARMY	19.76 Y	23.73 q



2019-20 - TYR Pro Swim Series #2 Knoxville - 1/16/2020 to 1/19/2020

Results

Preliminaries ... (Event 14 Men 50 LC Meter Freestyle)

Name	Age	Team	Seed Time	Prelim Time	
*27 Josiah Morales r:+0.64	25	Performance Aquatics	23.42	23.76	q
*27 *Tobias Bjerg r:+0.62	21	Denmark	23.06	23.76	q
29 William Cole r:+0.64	18	Lakeside Swim Team	23.52	23.82	q
30 Evan Petty r:+0.72	16	Nashville Aquatic Club	23.70	23.84	q
31 *Jordan Crooks r:+0.66	17	Cayman Islands	23.49	23.86	q
32 Scott Cain r:+0.74	19	Fremont Area Swim Team	23.85	23.87	q
33 Nick Zito r:+0.72	25	Unattached FMC	23.33	23.88	
34 *Stephen Calkins r:+0.67	21	University of Calgary Swim Clu	23.02	23.89	
35 Sam Hoover r:+0.63	16	North Carolina Aquatic Club	23.71	23.89	
*36 Luke Barr r:+0.63	16	Sarpy County Swim Club	23.45	23.94	
*36 *Edouard Fullum-Huot r:+0.70	17	Pointe-Claire Swim Club	23.45	23.94	
38 Noah Yanchulis r:+0.64	23	Unattached	23.73	23.95	
39 Kayde Cross r:+0.66	16	Parkway Swim Club	23.82	23.95	
40 Tj Pittenger r:+0.61	16	SwimAtlanta	23.90	23.99	
41 *Carson Olafson r:+0.68	22	Swimming Canada	23.35	24.09	
42 Scott Scanlon r:+0.68	19	University Of Tennessee	23.56	24.13	
43 Cam Abaqueta r:+0.70	16	SwimMAC Carolina	23.95	24.16	
44 *Gleb Ionichev r:+0.66	24	University Of Tennessee	22.83	24.18	
45 William Chavez r:+0.63	18	Univ of Denver Hilltoppers	23.97	24.20	
46 *Rasmus Nickelsen r:+0.65	17	Denmark	23.49	24.21	
47 *Braga Verhage r:+0.57	22	University Of Tennessee	23.78	24.25	
48 Josh Walsh r:+0.64	20	University Of Tennessee	20.29Y	24.29	
49 Peter Paulus r:+0.65	19	Dallas Mustangs	23.99	24.30	

MARRIOTT
BONVOYNeptune-Benson
EVOQUA

TYR xfinity

2019-20 - TYR Pro Swim Series #2 Knoxville - 1/16/2020 to 1/19/2020

Results

Preliminaries ... (Event 14 Men 50 LC Meter Freestyle)

Name	Age	Team	Seed Time	Prelim Time
50 *Steven Aimable r:+0.63	20	Azura Florida Aquatics	23.37	24.31
51 Giles Smith r:+0.56	28	Sun Devil Swimming	23.80	24.31
52 Evan McCormick r:+0.62	18	Sierra Marlins Swim Team	24.02	24.35
53 Tim Raab r:+0.60	22	University Of Tennessee	23.64	24.39
54 *Mokhtar Al-Yamani r:+0.60	22	Club Wolverine	23.80	24.44
55 Billy Webber r:+0.60	20	Unattached ARMY	20.48Y	24.45
56 Hogan Harper r:+0.65	22	Unattached ARMY	20.64Y	24.48
57 Evan Stanislaw r:+0.66	18	Y-Spartaquatics Swim Club	24.14	24.51
58 *Brian Palaschuk r:+0.63	22	Regina Optimist Dolphins Swim	24.39	24.53
59 Boyd Poelke r:+0.69	18	SwimMAC Carolina	24.11	24.59
60 *Lukas Cote r:+0.65	18	Saint Petersburg Aquatics	24.47	24.65
61 Eien McGee r:+0.61	19	University Of Tennessee	20.46Y	24.76
62 Jacob Powell r:+0.67	18	Unattached ARMY	20.60Y	24.79
*63 Nate Hein r:+0.70	21	Unattached ARMY	20.38Y	24.81
*63 Jackson Davis r:+0.61	17	SwimMAC Carolina	23.74	24.81
65 Justin Culetu r:+0.69	17	Unattached	24.23	24.90
66 Luke Brice r:+0.63	19	University Of Tennessee	20.72Y	24.92
67 Lucas Mills r:+0.64	20	University Of Tennessee	24.13	24.95
68 Rian Covington r:+0.58	16	Bolles School Sharks	24.12	25.04
*69 Jack Conger r:+0.68	25	Cavalier Aquatics	22.41	25.05
*69 Sean Paul Stolarski r:+0.63	20	Unattached ARMY	20.67Y	25.05
71 *Oskar Hoff r:+0.66	21	University Of Tennessee	20.79Y	25.13
72 Gavin Lamoureux r:+0.71	17	Tide Swimming	24.63	25.18



2019-20 TYR Pro Swim Series #2 Knoxville - 1/16/2020 to 1/19/2020

Results

Preliminaries ... (Event 14 Men 50 LC Meter Freestyle)

Name	Age	Team	Seed Time	Prelim Time
73 *Alexander Milanovich r:+0.71	17	Etobicoke Swim Club	24.81	25.26
74 John Plutt r:+0.57	17	Pueblo County Swim Team	24.77	25.32
75 Jackson Kirk r:+0.71	18	Bolles School Sharks	24.60	25.40
--- *Mitchell Brough r:+0.79	18	Regina Optimist Dolphins Swim	24.15	DQ
--- Dean Farris Declared false start	22	Harvard Swimming	22.32	DFS
--- Thomas Horne	18	Tennessee Aquatics	21.33 Y	NS
--- *Bradley Tandy	28	Sun Devil Swimming	21.78	NS
--- John Pate	20	Unattached MACH	24.29	NS

Event 14S Men 50 LC Meter Freestyle Swim-off

Trial Cut: 23.19 T

Name	Age	Team	Seed Time	Finals Time
- Swim-off				
1 *Spencer Bougie r:+0.65	25	Pointe-Claire Swim Club	23.44	23.36
2 Seth Bailey r:+0.63	19	University Of Tennessee	23.44	23.40
3 *Stephen Calkins r:+0.63	21	University of Calgary Swim Clu	23.89	23.65
4 Sam Hoover r:+0.62	16	North Carolina Aquatic Club	23.89	23.82
5 *Steven Aimable r:+0.61	20	Azura Florida Aquatics	24.31	23.91
6 Giles Smith r:+0.58	28	Sun Devil Swimming	24.31	24.07

Event 15 Women 100 LC Meter Backstroke

World:	57.57	W	7/28/2019	Regan Smith	USA
American:	57.57	A	7/28/2019	Regan Smith	USA
U.S. Open:	58.00	O	7/28/2018	Kathleen Baker	Team Elite-NC
Jr World:	57.57	J	7/28/2019	Regan Smith	USA
Pro Swim:	58.26	P	1/18/2020	Regan Smith	Riptide-MN
Pool:	58.26	P	1/18/2020	Regan Smith	Riptide-MN
Trial Cut:	1:02.69	T			

Name	Age	Team	Prelim Time	Finals Time
A - Final				
1 Regan Smith r:+0.60 28.36 29.90	17	Riptide	59.00	58.26 P
2 Phoebe Bacon r:+0.60 28.95 29.91	17	Nation's Capital Swim Club	1:00.25	58.86 T
3 *Jade Hannah r:+0.58 29.44 31.10	17	Swimming Canada	1:00.41	1:00.54



2019-20 - TYR Pro Swim Series #2 Knoxville - 1/16/2020 to 1/19/2020

Results

A - Final ... (Event 15 Women 100 LC Meter Backstroke)

Name	Age	Team	Prelim Time	Finals Time
4 *Taylor Ruck r:+0.64 29.58 31.02	19	Swimming Canada	1:01.54	1:00.60
5 Lisa Bratton r:+0.58 29.75 30.87	23	Aggie Swim Club	1:00.22	1:00.62 T
6 Isabelle Stadden r:+0.58 29.92 30.86	17	Aquajets Swim Team	1:00.45	1:00.78 T
7 Alex Walsh r:+0.69 30.14 30.86	18	Nashville Aquatic Club	1:01.07	1:01.00 T
8 Asia Seidt r:+0.63 29.99 31.27	22	Kentucky Aquatics	1:01.64	1:01.26 T

B - Final

9 Caitlin Brooks r:+0.58 29.58 31.36	19	Unattached U of Kentucky	1:02.31	1:00.94 T
10 Sophie Sorenson r:+0.67 30.46 31.32	19	Kentucky Aquatics	1:02.05	1:01.78 T
11 *Danielle Hanus r:+0.57 29.91 32.19	21	Swimming Canada	1:02.42	1:02.10
12 Gretchen Walsh r:+0.70 30.28 31.97	16	Nashville Aquatic Club	1:02.20	1:02.25 T
13 *Kennedy Goss r:+0.62 30.35 31.91	23	Granite Gators Swim Team	1:01.97	1:02.26
14 Kaitlin Harty r:+0.62 30.63 31.64	22	University Of Tennessee	1:02.38	1:02.27 T
15 *Klaudia Nazieblo r:+0.61 30.49 32.09	26	Unattached PRVT	1:02.09	1:02.58
16 *Sonnele Oeztuerk r:+0.77 30.90 32.16	21	Auburn University	1:02.53	1:03.06

C - Final

17 Ellie Waldrep r:+0.67 30.78 31.59	17	Baylor Swim Club	1:03.04	1:02.37 T
18 Casey Chung r:+0.60 30.18 32.55	18	Club Wolverine	1:02.73	1:02.73
19 Abigail Kapeller r:+0.55 30.09 32.82	16	Unattached RIPT	1:03.48	1:02.91
20 *Hana Edwards r:+0.61 30.86 32.22	16	Swimming Canada	1:03.02	1:03.08
21 *Ali Galyer r:+0.58 30.80 32.32	21	Kentucky Aquatics	1:02.92	1:03.12
22 Rosie Murphy r:+0.61 30.77 32.76	15	Sierra Marlins Swim Team	1:03.41	1:03.53
23 Kendall Shields r:+0.64 30.67 33.01	19	University Of Tennessee	1:03.16	1:03.68
24 Paige Hetrick r:+0.64 31.24 33.69	17	Bradford Family YMCA	1:02.82	1:04.93

D - Final

25 *Isabella Hindley r:+0.53 30.60 32.77	23	Tennessee Aquatics	1:03.49	1:03.37
---	----	--------------------	---------	---------



2019-20 - TYR Pro Swim Series #2 Knoxville - 1/16/2020 to 1/19/2020

Results

D - Final ... (Event 15 Women 100 LC Meter Backstroke)

Name	Age	Team	Prelim Time	Finals Time
26 *Celina Marquez r:+0.58 31.19 32.45	20	Azura Florida Aquatics	1:03.93	1:03.64
27 *Yulduz Kuchkarova r:+0.63 30.41 33.32	25	Clovis Swim Club	1:03.56	1:03.73
28 Amber Myers r:+0.68 31.27 32.47	16	Sierra Marlins Swim Team	1:03.84	1:03.74
29 Anastasia Klyarovskaya r:+0.71 30.85 33.08	25	O2 Performance Aquatics	1:03.68	1:03.93
30 Emma Kern r:+0.59 30.90 33.09	15	Aquajets Swim Team	1:03.70	1:03.99
31 *Hanna Henderson r:+0.61 31.20 32.99	17	Swimming Canada	1:03.56	1:04.19
32 *Fanny Teijonsalo r:+0.51 31.16 33.16	23	Sun Devil Swimming	1:03.74	1:04.32

Event 15 Women 100 LC Meter Backstroke

World:	57.57	W	7/28/2019	Regan Smith	USA
American:	57.57	A	7/28/2019	Regan Smith	USA
U.S. Open:	58.00	O	7/28/2018	Kathleen Baker	Team Elite-NC
Jr World:	57.57	J	7/28/2019	Regan Smith	USA
Pro Swim:	58.26	P	1/18/2020	Regan Smith	Riptide-MN
Pool:	58.26	P	1/18/2020	Regan Smith	Riptide-MN
Trial Cut:	1:02.69	T			

Name	Age	Team	Seed Time	Prelim Time
Preliminaries				
1 Regan Smith r:+0.59 28.81 30.19	17	Riptide	57.57	59.00 T q
2 Lisa Bratton r:+0.58 29.60 30.62	23	Aggie Swim Club	59.76	1:00.22 T q
3 Phoebe Bacon r:+0.58 29.43 30.82	17	Nation's Capital Swim Club	58.63	1:00.25 T q
4 *Jade Hannah r:+0.58 29.42 30.99	17	Swimming Canada	59.63	1:00.41 q
5 Isabelle Stadden r:+0.59 29.97 30.48	17	Aquajets Swim Team	59.69	1:00.45 T q
6 Alex Walsh r:+0.72 30.15 30.92	18	Nashville Aquatic Club	1:00.23	1:01.07 T q
7 *Kayla Sanchez r:+0.58 29.70 31.39	18	Swimming Canada	59.82	1:01.09 q
8 *Taylor Ruck r:+0.65 29.83 31.71	19	Swimming Canada	58.55	1:01.54 q
9 Asia Seidt r:+0.62 30.34 31.30	22	Kentucky Aquatics	1:00.57	1:01.64 T q
10 *Kennedy Goss r:+0.62 30.51 31.46	23	Granite Gators Swim Team	1:00.43	1:01.97 q
11 Sophie Sorenson r:+0.66 30.23 31.82	19	Kentucky Aquatics	1:01.39	1:02.05 T q



2019-20 - TYR Pro Swim Series #2 Knoxville - 1/16/2020 to 1/19/2020

Results

Preliminaries ... (Event 15 Women 100 LC Meter Backstroke)

Name	Age	Team	Seed Time	Prelim Time	
12 *Klaudia Nazieblo r:+0.66 30.38 31.71	26	Unattached PRVT	1:01.87	1:02.09	q
13 Gretchen Walsh r:+0.73 30.04 32.16	16	Nashville Aquatic Club	1:00.26	1:02.20	T q
14 Caitlin Brooks r:+0.55 30.04 32.27	19	Unattached U of Kentucky	1:00.46	1:02.31	T q
15 Kaitlin Harty r:+0.61 30.83 31.55	22	University Of Tennessee	1:01.67	1:02.38	T q
16 *Danielle Hanus r:+0.58 30.45 31.97	21	Swimming Canada	1:00.34	1:02.42	q
17 *Sonnele Oeztuerk r:+0.72 30.46 32.07	21	Auburn University	1:02.34	1:02.53	q
18 Casey Chung r:+0.59 30.66 32.07	18	Club Wolverine	1:01.79	1:02.73	q
19 Simone Manuel r:+0.69 31.17 31.61	23	Alto Swim Club	1:01.11	1:02.78	q
20 Paige Hetrick r:+0.60 30.76 32.06	17	Bradford Family YMCA	1:01.73	1:02.82	q
21 *Ali Galyer r:+0.66 30.89 32.03	21	Kentucky Aquatics	1:01.53	1:02.92	q
22 *Hana Edwards r:+0.60 30.68 32.34	16	Swimming Canada	1:02.92	1:03.02	q
23 Ellie Waldrep r:+0.69 31.21 31.83	17	Baylor Swim Club	1:02.01	1:03.04	q
24 Kendall Shields r:+0.64 30.86 32.30	19	University Of Tennessee	1:03.00	1:03.16	q
25 Rosie Murphy r:+0.59 30.94 32.47	15	Sierra Marlins Swim Team	1:03.68	1:03.41	q
26 Abigail Kapeller r:+0.56 30.94 32.54	16	Unattached RIPT	1:01.68	1:03.48	q
27 *Isabella Hindley r:+0.50 30.83 32.66	23	Tennessee Aquatics	1:03.06	1:03.49	q
*28 *Yulduz Kuchkarova r:+0.65 30.37 33.19	25	Clovis Swim Club	1:03.21	1:03.56	q
*28 *Hanna Henderson r:+0.63 30.82 32.74	17	Swimming Canada	1:01.13	1:03.56	q
30 Bailey Grinter r:+0.70 30.93 32.64	20	University Of Tennessee	1:01.34	1:03.57	q
31 Anastasia Klyarovskaya r:+0.70 30.62 33.06	25	O2 Performance Aquatics	55.06 Y	1:03.68	q
32 Emma Kern r:+0.60 30.41 33.29	15	Aquajets Swim Team	1:04.46	1:03.70	q
33 *Fanny Teijonsalo r:+0.56 31.02 32.72	23	Sun Devil Swimming	1:03.30	1:03.74	
34 Amber Myers r:+0.65 31.02 32.82	16	Sierra Marlins Swim Team	1:03.79	1:03.84	

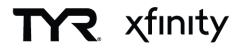


2019-20 - TYR Pro Swim Series #2 Knoxville - 1/16/2020 to 1/19/2020

Results

Preliminaries ... (Event 15 Women 100 LC Meter Backstroke)

Name	Age	Team	Seed Time	Prelim Time
35 Carly Novelline r:+0.61 30.82 33.10	15	NASA Wildcat Aquatics	1:03.42	1:03.92
36 *Celina Marquez r:+0.61 31.42 32.51	20	Azura Florida Aquatics	1:01.92	1:03.93
37 Nicola Lane r:+0.59 30.91 33.46	17	Mason Manta Rays	1:03.85	1:04.37
38 Annabel Crush r:+0.64 31.44 32.96	17	Lakeside Swim Team	1:00.74	1:04.40
39 Sydney Silver r:+0.67 30.79 33.61	17	Univ of Denver Hilltoppers	1:02.68	1:04.40
40 Emily Lenihan r:+0.64 31.30 33.22	17	Lakeside Swim Team	1:02.71	1:04.52
41 Zoe Thatcher r:+0.70 31.23 33.32	23	Savannah Swim Team	55.67Y	1:04.55
42 Sydney Stricklin r:+0.55 31.31 33.33	17	Club Wolverine	1:04.75	1:04.64
43 *Angelica Bath r:+0.68 31.76 33.13	17	Chena Swim Club	1:04.56	1:04.89
44 Casaundra Moses r:+0.61 31.22 33.71	16	Springfield Aquatics	1:03.86	1:04.93
45 Elle Caldwell r:+0.65 31.24 33.88	17	Tide Swimming	1:03.11	1:05.12
46 Lydia Hanlon r:+0.59 31.97 33.19	15	Area Tallahassee Aquatic Club	1:04.99	1:05.16
47 Mackenzie Lanning r:+0.65 31.96 33.41	15	Lakeside Swim Team	1:04.47	1:05.37
48 Elizabeth Sowards r:+0.58 31.99 33.88	16	SwimMAC Carolina	1:03.89	1:05.87
49 Alina Stout r:+0.56 31.81 34.18	18	SwimMAC Carolina	1:05.95	1:05.99
50 Ava Yandle r:+0.63 32.21 33.84	16	SwimMAC Carolina	1:05.13	1:06.05
51 Abby Karl r:+0.62 31.80 34.32	16	Empire KC Swim Club	1:02.29	1:06.12
52 Abigail Shaw r:+0.57 32.04 34.11	18	Elevation Athletics	55.32Y	1:06.15
53 Madeline Menkhaus r:+0.62 32.03 34.15	16	SwimMAC Carolina	1:06.14	1:06.18
54 Allie Sanchez r:+0.56 31.63 34.60	15	Univ of Denver Hilltoppers	1:04.60	1:06.23
55 Katie Phelps r:+0.62 32.26 34.00	17	Aquajets Swim Team	55.43Y	1:06.26
56 Megan Sichterman r:+0.65 31.92 34.44	20	University Of Tennessee	54.74Y	1:06.36
57 Jenna Smith r:+0.69 32.56 33.95	16	Univ of Denver Hilltoppers	1:06.50	1:06.51

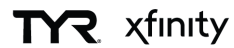


2019-20 - TYR Pro Swim Series #2 Knoxville - 1/16/2020 to 1/19/2020

Results

Preliminaries ... (Event 15 Women 100 LC Meter Backstroke)

Name	Age	Team	Seed Time	Prelim Time
58 Elysse Pardus r:+0.55 32.64 33.89	18	South Carolina Swim Club	1:06.00	1:06.53
59 *Lauren Wright r:+0.61 32.19 34.45	17	Etobicoke Swim Club	1:04.59	1:06.64
60 Berit Quass r:+0.68 32.57 34.13	17	Greater Des Moines YMCA	55.37Y	1:06.70
61 Adair Sand r:+0.64 32.74 33.97	18	Unattached BSS	1:04.65	1:06.71
62 *Isabella Dayton Cesareo r:+0.67 32.95 33.78	17	Chena Swim Club	1:05.64	1:06.73
63 Susan Mumford r:+0.61 32.37 34.55	17	SwimMAC Carolina	1:05.78	1:06.92
64 Pyper Doo r:+0.55 32.91 34.02	17	North Suburban Aquatic Club	1:04.35	1:06.93
65 Audrey Richardson r:+0.63 32.46 34.57	17	NASA Wildcat Aquatics	1:04.98	1:07.03
66 Sarah Barton r:+0.64 32.37 34.67	17	SwimMAC Carolina	1:04.41	1:07.04
67 Lauren Hurt r:+0.59 32.27 34.78	18	Nashville Aquatic Club	55.31Y	1:07.05
68 Grace Cooper r:+0.58 32.26 34.92	17	Delta Aquatics	1:05.41	1:07.18
69 Mara Manion r:+0.61 32.48 34.81	16	Columbia Swim Club	55.04Y	1:07.29
70 Isabella Gable r:+0.70 32.97 34.76	19	University Of Tennessee	55.43Y	1:07.73
71 Claire Russell r:+0.65 31.73 36.22	17	SwimMAC Carolina	55.52Y	1:07.95
72 Emme Nelson r:+0.72 32.51 35.57	18	SwimMAC Carolina	1:06.65	1:08.08
73 Molly Leubner r:+0.66 33.50 35.01	15	Delta Aquatics	57.77Y	1:08.51
74 Angela Huang r:+0.61 33.15 35.50	18	Unattached ARMY	56.47Y	1:08.65
75 Rhianna Hensler r:+0.57 32.58 36.60	18	Club Wolverine	57.72Y	1:09.18
76 Tiffanie Ruan r:+0.57 32.99 36.25	17	Fox Valley Swim Team	1:06.26	1:09.24
77 Melina Hughes r:+0.57 33.62 36.18	17	Riptide	57.73Y	1:09.80
78 Madison Graham r:+0.70 33.45 36.71	22	University Of Tennessee	55.23Y	1:10.16
--- Hali Flickinger Declared false start	25	Sun Devil Swimming	1:00.28	DFS
--- Kirsti McEnroe Declared false start	15	Y-Spartaquatics Swim Club	1:06.02	DFS



2019-20 TYR Pro Swim Series #2 Knoxville - 1/16/2020 to 1/19/2020

Results

Preliminaries ... (Event 15 Women 100 LC Meter Backstroke)

Name	Age	Team	Seed Time	Prelim Time
--- Michaela Mattes Declared false start	14	Sarasota Sharks	58.08Y	DFS
--- *Signe Bro Declared false start	21	Denmark	1:05.19	DFS
--- Linnea Mack Declared false start	24	Osprey Aquatics	1:02.06	DFS
--- Katrina Konopka Declared false start	22	North Carolina Aquatic Club	1:03.78	DFS
--- Audrey Yu Declared false start	15	Sandpipers Of Nevada	1:06.47	DFS
--- Abby Storm	15	Univ of Denver Hilltoppers	1:05.07	NS
--- Natalie Hinds	26	Athens Bulldog Swim Club	1:02.02	NS
--- *Naomi Ruele	23	Asphalt Green Unified Aquatics	1:02.58	NS

Event 15S Women 100 LC Meter Backstroke Swim-off

Trial Cut: 1:02.69 T

Name	Age	Team	Seed Time	Finals Time
- Swim-off				
1 Annabel Crush r:+0.63 30.73 32.48	17	Lakeside Swim Team	1:04.40	1:03.21
2 Sydney Silver r:+0.71 30.71 32.67	17	Univ of Denver Hilltoppers	1:04.40	1:03.38

Event 16 Men 100 LC Meter Backstroke

World:	51.85	W	8/13/2016	Ryan Murphy	USA
American:	51.85	A	8/13/2016	Ryan Murphy	USA
U.S. Open:	51.94	O	7/8/2009	Aaron Peirsol	Longhorn
Jr World:	52.51	J	8/6/2018	Kliment Kolesnikov	RUS
Pro Swim:	52.40	P	2016	David Plummer	
Pool:	53.17	P	1/9/2019	Ryan F. Murphy	CAL
Trial Cut:	56.59	T			

Name	Age	Team	Prelim Time	Finals Time
A - Final				
1 Justin Ress r:+0.62 26.33 27.66	22	Wolfpack Elite	54.53	53.99T
2 *Javier Acevedo r:+0.57 27.28 27.94	21	Ajax Aquatic Club	55.79	55.22
3 Sam Stewart r:+0.57 27.14 28.58	22	Unattached	56.31	55.72T
4 Dean Farris r:+0.58 27.28 28.59	22	Harvard Swimming	56.39	55.87T
5 Joey Reilman r:+0.61 26.74 29.14	22	Tennessee Aquatics	56.01	55.88T
6 Matthew Garcia r:+0.55 27.47 28.44	21	University Of Tennessee	56.19	55.91T
7 *Andy Xianyang Song r:+0.60 27.16 28.92	21	California Aquatics	56.39	56.08



2019-20 - TYR Pro Swim Series #2 Knoxville - 1/16/2020 to 1/19/2020

Results

A - Final ... (Event 16 Men 100 LC Meter Backstroke)

Name	Age	Team	Prelim Time	Finals Time
8 Matthew Josa r:+0.60 27.17 30.00	24	California Aquatics	56.39	57.17
B - Final				
9 Wyatt Davis r:+0.53 27.21 28.76	18	Carmel Swim Club	56.63	55.97 T
10 Bryce Bohman r:+0.65 27.30 28.89	29	Pulling Water, LLC	56.50	56.19 T
11 *Robert Hill r:+0.56 27.34 29.05	23	University of Calgary Swim Clu	56.55	56.39
12 *Bayley Main r:+0.58 27.49 29.36	22	Gator Swim Club	56.66	56.85
13 Justin Fleagle r:+0.60 27.30 29.73	18	Unattached	57.50	57.03
14 Harrison Lierz r:+0.73 27.41 29.79	17	Elevation Athletics	57.55	57.20
15 Seth Bailey r:+0.52 27.70 29.52	19	University Of Tennessee	57.28	57.22
16 *Finlay Knox r:+0.62 28.12 29.98	19	Swimming Canada	57.35	58.10
C - Final				
17 Mateo Miceli r:+0.60 28.31 29.31	17	Sarpy County Swim Club	57.94	57.62
18 William Manion r:+0.55 27.56 30.11	26	Madison Aquatic Club	57.98	57.67
19 Alec Connolly r:+0.59 27.95 30.04	21	University Of Tennessee	58.16	57.99
20 Evan Petty r:+0.57 27.92 30.08	16	Nashville Aquatic Club	58.16	58.00
21 *Daniel Skaaning r:+0.59 27.86 30.22	26	Denmark	58.09	58.08
22 William Cole r:+0.59 27.76 30.33	18	Lakeside Swim Team	57.86	58.09
23 *Yeziel Morales r:+0.55 28.16 30.11	24	Azura Florida Aquatics	58.16	58.27
24 *Mathias Rysgaard r:+0.55 27.94 30.68	22	Denmark	57.99	58.62
D - Final				
25 *Tim Zeng r:+0.56 27.14 29.37	22	Chena Swim Club	58.82	56.51
26 Kayde Cross r:+0.64 28.06 29.51	16	Parkway Swim Club	58.33	57.57
27 Baylor Nelson r:+0.54 28.10 29.85	16	SwimMAC Carolina	58.78	57.95
28 *Richie Stokes r:+0.60 28.54 29.68	19	University of Calgary Swim Clu	58.33	58.22
29 Josh Zuchowski r:+0.59 28.07 30.24	15	Flood Aquatics Swim Team/TKA	58.36	58.31



2019-20 - TYR Pro Swim Series #2 Knoxville - 1/16/2020 to 1/19/2020

Results

D - Final ... (Event 16 Men 100 LC Meter Backstroke)

Name	Age	Team	Prelim Time	Finals Time
30 Lawrence Redmond r:+0.57 28.06 30.47	19	Unattached - NCAP	58.68	58.53
31 Cam Abaqueta r:+0.55 28.91 29.72	16	SwimMAC Carolina	58.91	58.63
32 Nick Simons r:+0.57 28.55 31.48	15	Lake Oswego Swim Club	58.49	1:00.03

Event 16 Men 100 LC Meter Backstroke

World:	51.85	W	8/13/2016	Ryan Murphy	USA
American:	51.85	A	8/13/2016	Ryan Murphy	USA
U.S. Open:	51.94	O	7/8/2009	Aaron Peirsol	Longhorn
Jr World:	52.51	J	8/6/2018	Kliment Kolesnikov	RUS
Pro Swim:	52.40	P	2016	David Plummer	
Pool:	53.17	P	1/9/2019	Ryan F. Murphy	CAL
Trial Cut:	56.59	T			

Name	Age	Team	Seed Time	Prelim Time
Preliminaries				
1 Justin Ress r:+0.63 26.78 27.75	22	Wolfpack Elite	53.26	54.53 T q
2 *Javier Acevedo r:+0.58 27.47 28.32	21	Ajax Aquatic Club	53.90	55.79 q
3 Joey Reilman r:+0.65 27.17 28.84	22	Tennessee Aquatics	54.68	56.01 T q
4 Matthew Garcia r:+0.51 27.28 28.91	21	University Of Tennessee	54.93	56.19 T q
5 Sam Stewart r:+0.57 27.77 28.54	22	Unattached	58.46	56.31 T q
*6 Matthew Josa r:+0.60 27.30 29.09	24	California Aquatics	49.47 Y	56.39 T q
*6 *Andy Xianyang Song r:+0.59 27.14 29.25	21	California Aquatics	55.75	56.39 q
*6 Dean Farris r:+0.61 27.72 28.67	22	Harvard Swimming	53.93	56.39 T q
9 Bryce Bohman r:+0.71 27.37 29.13	29	Pulling Water, LLC	55.06	56.50 T q
10 *Robert Hill r:+0.58 27.74 28.81	23	University of Calgary Swim Clu	55.18	56.55 q
11 Wyatt Davis r:+0.53 27.54 29.09	18	Carmel Swim Club	54.14	56.63 q
12 *Bayley Main r:+0.58 27.74 28.92	22	Gator Swim Club	56.14	56.66 q
13 Seth Bailey r:+0.55 27.90 29.38	19	University Of Tennessee	55.62	57.28 q
14 *Finlay Knox r:+0.64 27.91 29.44	19	Swimming Canada	57.76	57.35 q
15 Justin Fleagle r:+0.59 27.56 29.94	18	Unattached	57.04	57.50 q

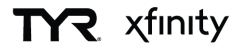


2019-20 - TYR Pro Swim Series #2 Knoxville - 1/16/2020 to 1/19/2020

Results

Preliminaries ... (Event 16 Men 100 LC Meter Backstroke)

Name	Age	Team	Seed Time	Prelim Time	
16 Harrison Lierz r:+0.70 27.88 29.67	17	Elevation Athletics	56.08	57.55	q
17 William Cole r:+0.59 27.92 29.94	18	Lakeside Swim Team	57.01	57.86	q
18 Mateo Miceli r:+0.59 28.03 29.91	17	Sarpy County Swim Club	57.63	57.94	q
19 William Manion r:+0.55 27.39 30.59	26	Madison Aquatic Club	57.62	57.98	q
20 *Mathias Rysgaard r:+0.57 28.23 29.76	22	Denmark	58.18	57.99	q
21 *Daniel Skaaning r:+0.61 28.42 29.67	26	Denmark	49.86Y	58.09	q
*22 Evan Petty r:+0.60 28.17 29.99	16	Nashville Aquatic Club	58.40	58.16	q
*22 *Yeziel Morales r:+0.54 28.13 30.03	24	Azura Florida Aquatics	55.78	58.16	q
*22 Alec Connolly r:+0.59 28.41 29.75	21	University Of Tennessee	56.64	58.16	q
25 *Josiah Binnema r:+0.62 28.44 29.88	22	Swimming Canada	55.98	58.32	q
26 *Richie Stokes r:+0.61 28.81 29.52	19	University of Calgary Swim Clu	59.69	58.33	q
27 Kayde Cross r:+0.70 28.52 29.81	16	Parkway Swim Club	58.31	58.33	q
28 Josh Zuchowski r:+0.60 28.46 29.90	15	Flood Aquatics Swim Team/TKA	55.99	58.36	q
29 Nick Simons r:+0.58 28.75 29.74	15	Lake Oswego Swim Club	58.64	58.49	q
30 Adam Chaney r:+0.60 27.88 30.64	17	Mason Manta Rays	54.96	58.52	q
31 Lawrence Redmond r:+0.59 28.19 30.49	19	Unattached - NCAP	58.10	58.68	q
32 Baylor Nelson r:+0.55 28.32 30.46	16	SwimMAC Carolina	49.27Y	58.78	q
33 *Tim Zeng r:+0.60 28.66 30.16	22	Chena Swim Club	55.74	58.82	
34 Cam Abaqueta r:+0.57 27.86 31.05	16	SwimMAC Carolina	57.95	58.91	
35 Nathan Griffin r:+0.66 28.78 30.44	17	Univ of Denver Hilltoppers	49.37Y	59.22	
36 Holden Smith r:+0.58 28.71 30.87	16	Race Pace Club - KY	58.78	59.58	
37 Ben Blevins-Boor r:+0.71 28.88 30.74	20	University Of Tennessee	57.42	59.62	
38 *Lukas Cote r:+0.56 29.35 30.46	18	Saint Petersburg Aquatics	59.39	59.81	

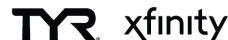


2019-20 - TYR Pro Swim Series #2 Knoxville - 1/16/2020 to 1/19/2020

Results

Preliminaries ... (Event 16 Men 100 LC Meter Backstroke)

Name	Age	Team	Seed Time	Prelim Time
39 Brandon Miller r:+0.65 29.68 30.24	16	North Carolina Aquatic Club	1:00.43	59.92
40 *Owen Devine r:+0.58 29.23 30.82	20	University Of Tennessee	59.78	1:00.05
41 Wes Barnett r:+0.60 28.84 31.31	17	SwimMAC Carolina	58.87	1:00.15
42 *Joshua Liendo r:+0.61 29.64 30.54	17	Swimming Canada	58.06	1:00.18
43 *Braga Verhage r:+0.53 28.92 31.40	22	University Of Tennessee	47.38 Y	1:00.32
44 *Stephen Calkins r:+0.65 30.35 30.00	21	University of Calgary Swim Clu	49.70 Y	1:00.35
45 Nathan Murray r:+0.63 29.10 31.35	22	University Of Tennessee	56.61	1:00.45
46 Max Woodbury r:+0.61 29.14 31.47	19	Hillsboro Swim Team	58.38	1:00.61
47 *Mitchell Brough r:+0.63 29.41 31.36	18	Regina Optimist Dolphins Swim	59.03	1:00.77
*48 Conall Monahan r:+0.57 29.74 31.22	17	SwimMAC Carolina	1:00.46	1:00.96
*48 *Steven Aimable r:+0.65 29.99 30.97	20	Azura Florida Aquatics	58.13	1:00.96
50 Jackson Davis r:+0.57 29.49 31.54	17	SwimMAC Carolina	58.32	1:01.03
51 Evan Stanislaw r:+0.54 29.58 31.55	18	Y-Spartaquatics Swim Club	59.59	1:01.13
52 Evan McCormick r:+0.60 29.69 31.64	18	Sierra Marlins Swim Team	59.26	1:01.33
53 Brian McKenrick r:+0.58 30.39 31.06	20	Unattached ARMY	47.33 Y	1:01.45
54 Scott Scanlon r:+0.64 29.52 32.58	19	University Of Tennessee	49.80 Y	1:02.10
--- *Ali Khalafalla Declared false start	23	Mission Viejo Nadadores	56.32	DFS
--- Sam Folger	17	Greenwood Swimming	1:00.64	NS
--- Cris Gore	17	Sierra Marlins Swim Team	49.99 Y	NS
--- Brian Uribe	16	Scarlet Aquatics	58.69	NS
--- Joel Giraudeau	19	University Of Tennessee	51.09 Y	NS
--- Ian Leighninger	18	Dayton Raiders	1:00.33	NS



2019-20 - TYR Pro Swim Series #2 Knoxville - 1/16/2020 to 1/19/2020

Results

Event 17 Women 200 LC Meter Breaststroke

World:	2:19.11	W	8/1/2013	Rikke Moeller Pedersen	DEN
American:	2:19.59	A	8/2/2012	Rebecca Soni	USA Olympic Team
U.S. Open:	2:20.38	O	7/7/2009	Rebecca Soni	Trojan
Jr World:	2:19.64	J	8/30/2015	Viktoria Gunes	TUR
Pro Swim:	2:20.77	P	5/19/2019	Annie Lazor	Mission Viejo Na
Pool:	2:23.06	P	1/18/2020	Annie Lazor	Mission Viejo Na
Trial Cut:	2:33.29	T			

Name	Age	Team	Prelim Time	Finals Time
A - Final				
1 Annie Lazor	25	Mission Viejo Nadadores	2:28.45	2:23.06 P
r:+0.70 33.25 36.90 36.36		36.55		
2 Emily Escobedo	24	Condors Swim Club of Clarkstow	2:30.16	2:24.08 T
r:+0.68 33.45 36.74 36.71		37.18		
3 Melanie Margalis	28	Saint Petersburg Aquatics/Georgia	2:29.57	2:24.94 T
r:+0.67 33.77 37.47 36.73		36.97		
4 Bethany Galat	24	Aggie Swim Club	2:29.67	2:25.25 T
r:+0.62 33.57 37.33 37.68		36.67		
5 Madisyn Cox	24	Longhorn Aquatics	2:28.45	2:25.58 T
r:+0.68 33.58 36.71 37.44		37.85		
6 *Kierra Smith	25	Swimming Canada	2:30.17	2:28.13
r:+0.71 34.16 37.20 38.60		38.17		
7 *Jocelyn Ulyett	24	Loughborough University	2:31.35	2:28.20
r:+0.72 33.85 37.22 39.12		38.01		
8 *Tess Cieplucha	21	University Of Tennessee	2:30.84	2:29.83
r:+0.81 34.73 38.04 38.30		38.76		
B - Final				
9 Gillian Davey	18	Unattached U of Kentucky	2:31.83	2:27.92 T
r:+0.72 33.95 37.43 38.03		38.51		
10 *Sophie Hansson	21	NC State University	2:31.52	2:28.70
r:+0.80 33.34 37.76 38.61		38.99		
11 *Laura Morley	23	Bahamas Swimming Federation	2:32.71	2:29.19
r:+0.74 34.57 37.69 38.39		38.54		
12 Alexis Yager	21	University Of Tennessee	2:32.47	2:30.79 T
r:+0.76 34.71 37.65 38.67		39.76		
13 Brynn Curtis	18	York Swim Club	2:34.86	2:33.63
r:+0.78 34.48 38.14 39.78		41.23		
14 Bailey Bonnett	21	Kentucky Aquatics	2:34.12	2:34.04
r:+0.67 34.96 39.14 39.85		40.09		
15 Gracie Weyant	14	Sarasota Sharks	2:34.57	2:35.24
r:+0.73 35.21 39.11 40.44		40.48		
16 *Jamie Yeung	22	Club Wolverine/Hong Kong	2:36.25	2:35.64
r:+0.64 35.32 39.62 40.17		40.53		
C - Final				
17 Emma Weyant	18	Sarasota Sharks	2:38.06	2:35.95
r:+0.79 36.65 39.58 39.76		39.96		
18 Sally Foley	17	Penn Charter Aquatic Club	2:36.98	2:36.60
r:+0.69 36.21 40.12 40.72		39.55		



2019-20 TYR Pro Swim Series #2 Knoxville - 1/16/2020 to 1/19/2020

Results

C - Final ... (Event 17 Women 200 LC Meter Breaststroke)

Name	Age	Team	Prelim Time	Finals Time
19 Nikol Popov r:+0.72 35.65 39.49 40.32 41.22	20	University Of Tennessee	2:36.90	2:36.68
20 Olivia Mendenhall r:+0.80 36.33 39.95 40.69 39.91	16	Springfield Aquatics	2:37.24	2:36.88
21 Emme Nelson r:+0.73 35.86 39.74 41.05 40.25	18	SwimMAC Carolina	2:37.96	2:36.90
*22 Hannah Ownbey r:+0.73 35.40 39.67 40.45 41.52	18	Y-Spartaquatics Swim Club	2:38.16	2:37.04
*22 Emily Sykes r:+0.74 36.14 39.97 40.33 40.60	21	University Of Tennessee	2:37.24	2:37.04
24 *Bailey Andison r:+0.69 36.32 40.45 40.90 41.29	22	Mission Viejo Nadadores	2:37.26	2:38.96

D - Final

25 Emma Weber r:+0.72 34.77 39.76 40.38 40.15	16	Univ of Denver Hilltoppers	2:39.71	2:35.06
26 Chase Davison r:+0.71 36.10 39.81 39.62 40.19	15	Univ of Denver Hilltoppers	2:39.88	2:35.72
27 Lillie Boggs r:+0.71 35.52 40.13 40.72 40.88	14	Baylor Swim Club	2:39.56	2:37.25
28 Gigi Johnson r:+0.72 35.79 40.09 40.98 40.91	15	SwimAtlanta	2:39.39	2:37.77
29 Seanna Muhitch r:+0.72 36.89 40.09 40.51 41.04	13	Lakeside Aquatic Club	2:39.51	2:38.53
30 *Desirae Mangaoang r:+0.62 35.24 39.45 41.77 42.19	17	SwimMAC Carolina	2:41.33	2:38.65
31 *Xiaoyun Guan r:+0.70 36.17 40.54 41.02 41.08	16	Chena Swim Club	2:38.32	2:38.81
32 Jordyn Libler r:+0.51 35.81 40.30 41.85 42.27	16	Club Wolverine	2:38.59	2:40.23

Event 17 Women 200 LC Meter Breaststroke

World: 2:19.11	W 8/1/2013	Rikke Moeller Pedersen	DEN
American: 2:19.59	A 8/2/2012	Rebecca Soni	USA Olympic Team
U.S. Open: 2:20.38	O 7/7/2009	Rebecca Soni	Trojan
Jr World: 2:19.64	J 8/30/2015	Viktoria Gunes	TUR
Pro Swim: 2:20.77	P 5/19/2019	Annie Lazor	Mission Viejo Na
Pool: 2:23.06	P 1/18/2020	Annie Lazor	Mission Viejo Na
Trial Cut: 2:33.29	T		

Name	Age	Team	Seed Time	Prelim Time
Preliminaries				
*1 Madisyn Cox r:+0.67 34.57 37.84 38.25 37.79	24	Longhorn Aquatics	2:23.84	2:28.45 T q
*1 Annie Lazor r:+0.68 34.76 37.81 38.04 37.84	25	Mission Viejo Nadadores	2:20.77	2:28.45 T q
3 Melanie Margalis r:+0.69 34.70 38.57 38.20 38.10	28	Saint Petersburg Aquatics/Georgia	2:24.62	2:29.57 T q



2019-20 - TYR Pro Swim Series #2 Knoxville - 1/16/2020 to 1/19/2020

Results

Preliminaries ... (Event 17 Women 200 LC Meter Breaststroke)

Name	Age	Team	Seed Time	Prelim Time
4 Bethany Galat r:+0.63 34.63 38.33 37.85 38.86	24	Aggie Swim Club	2:21.84	2:29.67 T q
5 Emily Escobedo r:+0.69 34.35 38.27 38.83 38.71	24	Condors Swim Club of Clarkstow	2:22.00	2:30.16 T q
6 *Kierra Smith r:+0.71 34.73 38.56 39.14 37.74	25	Swimming Canada	2:23.62	2:30.17 q
7 *Tess Cieplucha r:+0.75 34.98 38.54 38.76 38.56	21	University Of Tennessee	2:29.59	2:30.84 q
8 *Jocelyn Ulyett r:+0.70 34.89 38.87 39.33 38.26	24	Loughborough University	2:25.79	2:31.35 q
9 *Sophie Hansson r:+0.72 34.28 38.90 39.36 38.98	21	NC State University	2:27.80	2:31.52 q
10 Micah Sumrall r:+0.71 35.25 38.77 39.28 38.42	29	Chatahoochee Gold Swim Club	2:24.20	2:31.72 T q
11 Gillian Davey r:+0.66 34.91 38.64 39.14 39.14	18	Unattached U of Kentucky	2:26.80	2:31.83 T q
12 Alexis Yager r:+0.73 35.50 38.77 38.89 39.31	21	University Of Tennessee	2:29.63	2:32.47 T q
13 *Laura Morley r:+0.72 35.89 38.52 39.27 39.03	23	Bahamas Swimming Federation	2:30.21	2:32.71 q
14 Bailey Bonnett r:+0.66 35.58 39.34 39.78 39.42	21	Kentucky Aquatics	2:27.35	2:34.12 q
15 Gracie Weyant r:+0.73 35.78 39.28 39.87 39.64	14	Sarasota Sharks	2:33.20	2:34.57 q
16 Brynn Curtis r:+0.76 34.92 38.57 40.09 41.28	18	York Swim Club	2:31.75	2:34.86 q
17 *Jamie Yeung r:+0.68 35.30 39.51 40.47 40.97	22	Club Wolverine/Hong Kong	2:29.81	2:36.25 q
18 Nikol Popov r:+0.74 36.05 39.99 40.36 40.50	20	University Of Tennessee	2:27.49	2:36.90 q
19 Sally Foley r:+0.70 35.80 39.66 40.89 40.63	17	Penn Charter Aquatic Club	2:32.21	2:36.98 q
*20 Olivia Mendenhall r:+0.78 36.11 40.41 40.39 40.33	16	Springfield Aquatics	2:35.14	2:37.24 q
*20 Emily Sykes r:+0.74 36.28 39.07 40.41 41.48	21	University Of Tennessee	2:33.60	2:37.24 q
22 *Bailey Andison r:+0.71 36.46 40.08 40.38 40.34	22	Mission Viejo Nadadores	2:34.00	2:37.26 q
23 Emme Nelson r:+0.75 35.96 39.91 41.17 40.92	18	SwimMAC Carolina	2:33.88	2:37.96 q
24 Emma Weyant r:+0.82 37.47 40.25 40.49 39.85	18	Sarasota Sharks	2:37.61	2:38.06 q
25 Hannah Ownbey r:+0.68 36.05 40.12 40.86 41.13	18	Y-Spartaquatics Swim Club	2:36.35	2:38.16 q
26 *Xiaoyun Guan r:+0.72 35.52 40.16 40.83 41.81	16	Chena Swim Club	2:33.92	2:38.32 q



MARRIOTT
BONVOY



Neptune-Benson
EVOQUA



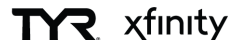
TYR xfinity

2019-20 - TYR Pro Swim Series #2 Knoxville - 1/16/2020 to 1/19/2020

Results

Preliminaries ... (Event 17 Women 200 LC Meter Breaststroke)

Name	Age	Team	Seed Time	Prelim Time	
27 Jordyn Libler	16	Club Wolverine	2:35.27	2:38.59	q
r:+0.54 35.46 40.14 41.60	41.39				
28 Gigi Johnson	15	SwimAtlanta	2:30.69	2:39.39	q
r:+0.72 36.38 40.75 40.88	41.38				
29 Seanna Muhitch	13	Lakeside Aquatic Club	2:38.64	2:39.51	q
r:+0.72 36.63 40.34 40.95	41.59				
30 Lillie Boggs	14	Baylor Swim Club	2:37.79	2:39.56	q
r:+0.63 36.18 40.31 41.46	41.61				
31 Phoebe Bacon	17	Nation's Capital Swim Club	2:38.00	2:39.63	q
r:+0.66 35.91 40.78 41.60	41.34				
32 Emma Weber	16	Univ of Denver Hilltoppers	2:29.90	2:39.71	q
r:+0.71 36.06 40.46 41.03	42.16				
33 Ashley Lugbill	17	Mason Manta Rays	2:37.82	2:39.76	
r:+0.75 37.25 40.46 41.33	40.72				
34 Chase Davison	15	Univ of Denver Hilltoppers	2:31.74	2:39.88	
r:+0.70 35.38 40.48 41.71	42.31				
35 *Desirae Mangaoang	17	SwimMAC Carolina	2:32.04	2:41.33	
r:+0.62 36.71 41.08 41.90	41.64				
36 Reese Lugbill	17	Mason Manta Rays	2:32.99	2:41.48	
r:+0.76 35.74 41.18 41.91	42.65				
37 Madison Koutavas	17	Bolles School Sharks	2:37.94	2:41.50	
r:+0.73 34.99 40.32 42.38	43.81				
38 Anne Deedy	15	Empire KC Swim Club	2:39.08	2:41.67	
r:+0.70 35.62 40.80 42.36	42.89				
39 Saige Kemeny	18	Area Tallahassee Aquatic Club	2:36.75	2:41.73	
r:+0.69 36.28 41.09 41.66	42.70				
40 Jadyn Jannasch	17	Lakeside Aquatic Club	2:15.61Y	2:41.78	
r:+0.75 36.60 41.79 41.81	41.58				
*41 Annika Wagner	17	NASA Wildcat Aquatics	2:13.03Y	2:41.94	
r:+0.69 37.08 40.92 42.41	41.53				
*41 Laura Davis	17	SwimMAC Carolina	2:39.47	2:41.94	
r:+0.79 36.22 41.32 41.26	43.14				
43 Aubree Brouwer	16	Springfield Aquatics	2:34.18	2:42.12	
r:+0.67 36.82 41.13 42.08	42.09				
44 Holley Dennis	17	Univ of Denver Hilltoppers	2:37.38	2:42.27	
r:+0.76 36.58 41.58 42.20	41.91				
45 Bridget McGann	13	Delta Aquatics	2:36.90	2:43.37	
r:+0.78 37.37 40.77 41.87	43.36				
46 Danielle Herrmann	32	Clovis Swim Club	2:11.50Y	2:43.49	
r:+0.69 35.76 41.20 42.81	43.72				
47 Mandolin Nguyen	18	Unattached ARMY	2:15.42Y	2:44.12	
r:+0.70 37.70 40.82 42.74	42.86				
48 Kelly Wetteland	15	Prime Aquatics	2:16.77Y	2:44.37	
r:+0.63 36.93 41.37 42.78	43.29				
49 Mary Martin	16	Greater Des Moines YMCA	2:16.34Y	2:44.42	
r:+0.80 35.79 41.10 43.52	44.01				



2019-20 - TYR Pro Swim Series #2 Knoxville - 1/16/2020 to 1/19/2020

Results

Preliminaries ... (Event 17 Women 200 LC Meter Breaststroke)

Name	Age	Team	Seed Time	Prelim Time
50 Lydia Jacoby r:+0.66 35.99 42.92 43.24 42.38	15	Seward Tsunami Swim Club	2:35.80	2:44.53
51 Emily Giesler r:+0.73 37.65 42.16 42.52 42.26	18	Rose Bowl Aquatics	2:40.49	2:44.59
52 Anna Shaw r:+0.79 36.93 41.75 42.84 43.23	17	Univ of Denver Hilltoppers	2:39.66	2:44.75
53 Claire Chahbandour r:+0.62 38.07 42.48 42.61 41.90	16	Univ of Denver Hilltoppers	2:41.62	2:45.06
54 Grace Rainey r:+0.83 38.04 42.74 42.67 41.66	15	SwimMAC Carolina	2:31.73	2:45.11
55 *Emma Hwang r:+0.78 37.51 41.40 43.33 43.81	16	Chena Swim Club	2:39.65	2:46.05
56 *Jade Lo r:+0.68 36.67 41.36 43.68 45.00	15	Etobicoke Swim Club	2:38.86	2:46.71
57 Sophia Bradac r:+0.75 37.34 42.08 43.40 44.79	18	Univ of Denver Hilltoppers	2:16.74Y	2:47.61
58 Ella Platek r:+0.69 39.13 43.24 43.67 43.37	17	Nashville Aquatic Club	2:22.37Y	2:49.41
59 Kaila Pardus r:+0.68 39.78 43.32 43.65 45.00	17	South Carolina Swim Club	2:18.30Y	2:51.75
60 Maxine Parkinson r:+0.68 36.94 43.34 47.10 46.91	17	Delta Aquatics	2:17.82Y	2:54.29
--- Lauren Barakey r:+0.70 35.94 41.16 41.89 42.91	17	Tide Swimming	2:34.54	DQ
--- Annika McEnroe Declared false start	17	Y-Spartaquatics Swim Club	2:31.53	DFS
--- *Hannah Holman Declared false start	23	University Of Tennessee	2:14.75Y	DFS
--- Olivia Peoples Declared false start	16	Bolles School Sharks	2:15.26Y	DFS
--- Kaylee Hamblin Declared false start	16	Mecklenburg Swim Association	2:18.71Y	DFS
--- Madison Graham	22	University Of Tennessee	2:18.09Y	NS

Event 18 Men 200 LC Meter Breaststroke

World:	2:06.12	W	7/26/2019	Anton Chupkov	RUS
American:	2:07.17	A	6/30/2016	Josh Prenot	Cal Aquatics
U.S. Open:	2:07.17	O	6/30/2016	Josh Prenot	Cal Aquatics
Jr World:	2:07.35	J	9/1/2017	Qin Haiyang	CHN
Pro Swim:	2:08.95	P	2018	Andrew Wilson	
Pool:	2:09.96	P	1/9/2019	Josh Prenot	CAL
Trial Cut:	2:17.89	T			

Name	Age	Team	Prelim Time	Finals Time
A - Final				
1 Will Licon r:+0.69 29.84 33.35 33.55 33.60	25	Longhorn Aquatics	2:13.71	2:10.34T



2019-20 TYR Pro Swim Series #2 Knoxville - 1/16/2020 to 1/19/2020

Results

A - Final ... (Event 18 Men 200 LC Meter Breaststroke)

Name	Age	Team	Prelim Time	Finals Time
2 *Anton McKee	26	Pinnacle Racing	2:15.61	2:11.34
r:+0.67 29.73 33.72 33.70 34.19				
3 Nicolas Fink	26	Athens Bulldog Swim Club/Georgia	2:15.59	2:12.11 T
r:+0.73 30.18 33.84 33.96 34.13				
4 *Carlos Claverie	23	Cardinal Aquatics	2:16.23	2:12.77
r:+0.72 30.37 33.45 34.06 34.89				
5 *James Dergousoff	23	Chena Swim Club	2:16.55	2:15.69
r:+0.71 30.73 34.67 35.02 35.27				
6 *Jonathan Rutter	23	Unattached PRVT	2:16.53	2:16.10
r:+0.69 30.83 34.53 35.10 35.64				
7 Nick Zito	25	Unattached FMC	2:17.77	2:17.32 T
r:+0.75 30.31 34.64 35.75 36.62				
8 *Nils Wich-Glasen	25	Unattached GAME	2:18.14	2:17.71
r:+0.70 30.71 35.06 35.65 36.29				

B - Final

9 Andrew Wilson	26	Athens Bulldog Swim Club	2:22.12	2:16.21 T
r:+0.66 29.90 33.76 35.45 37.10				
10 *Frederik Kamminga	21	Edmonton Keyano Swim Club	2:20.67	2:18.02
r:+0.67 30.57 34.80 35.96 36.69				
11 Jarod Arroyo	19	Pitchfork Aquatics	2:19.42	2:18.06
r:+0.69 31.89 35.29 35.25 35.63				
12 Wes Thomas	24	Alto Swim Club	2:19.71	2:18.76
r:+0.63 31.35 35.15 35.77 36.49				
13 *Michael Houlie	19	University Of Tennessee	2:20.40	2:20.39
r:+0.58 31.73 35.77 36.98 35.91				
14 Alex Brehm	17	Lakeside Swim Team	2:22.58	2:21.15
r:+0.67 31.84 35.61 36.49 37.21				
15 Kevin Degrijze	17	SwimAtlanta	2:20.75	2:21.72
r:+0.69 32.03 35.47 36.46 37.76				
16 Lance Culjat	21	Empire KC Swim Club	2:20.12	2:30.83
r:+0.60 29.53 34.36 42.79 44.15				

C - Final

17 *Richard Funk	27	Swimming Canada	2:23.50	2:22.12
r:+0.64 30.96 35.67 37.57 37.92				
18 Brett Champlin	19	University Of Tennessee	2:23.67	2:22.20
r:+0.72 32.16 36.14 37.14 36.76				
19 Jarel Dillard	19	University Of Tennessee	2:23.45	2:22.36
r:+0.62 30.93 35.72 37.01 38.70				
20 Bryar Long	22	Atomic City Aquatic Club	2:23.47	2:22.40
r:+0.62 32.10 36.06 37.15 37.09				
21 Joseph Hong	16	Penn Charter Aquatic Club	2:24.01	2:23.15
r:+0.76 32.32 36.19 36.75 37.89				
22 Sean Swift	17	Sierra Marlins Swim Team	2:24.31	2:23.99
r:+0.73 32.45 36.55 37.83 37.16				
23 Grant House	21	Sun Devil Swimming	2:23.88	2:24.47
r:+0.63 31.82 36.74 37.41 38.50				



2019-20 - TYR Pro Swim Series #2 Knoxville - 1/16/2020 to 1/19/2020

Results

C - Final ... (Event 18 Men 200 LC Meter Breaststroke)

Name	Age	Team	Prelim Time	Finals Time
24 Oleksiy Polishchuk	20	Scarlet Aquatics	2:23.88	2:24.57
r:+0.72 32.35 36.75 37.64	37.83			

D - Final

25 Tyler Penney	20	Fremont Area Swim Team	2:26.09	2:23.34
r:+0.73 32.09 36.33 37.30	37.62			
26 Luke Barr	16	Sarpy County Swim Club	2:26.26	2:23.72
r:+0.67 32.16 36.91 37.76	36.89			
27 Kyle Garcia	17	Sierra Marlins Swim Team	2:25.76	2:24.47
r:+0.64 33.41 37.17 36.74	37.15			
28 Evan McInerney	18	SwimAtlanta	2:25.81	2:24.59
r:+0.70 33.08 36.57 37.28	37.66			
29 Parker Kaye	21	University Of Tennessee	2:28.79	2:26.69
r:+0.64 33.51 36.91 37.71	38.56			
30 Michael Phillips	15	Aquajets Swim Team	2:25.09	2:29.80
r:+0.79 33.10 37.78 39.22	39.70			
31 *Alex Borisov	18	Baylor Swim Club	2:28.99	2:30.07
r:+0.66 33.65 38.34 39.01	39.07			
--- Daniel Worth	17	Empire KC Swim Club	2:26.66	DQ
r:+0.66 30.18 34.83 1:00.97				

Event 18 Men 200 LC Meter Breaststroke

World:	2:06.12	W	7/26/2019	Anton Chupkov	RUS
American:	2:07.17	A	6/30/2016	Josh Prenot	Cal Aquatics
U.S. Open:	2:07.17	O	6/30/2016	Josh Prenot	Cal Aquatics
Jr World:	2:07.35	J	9/1/2017	Qin Haiyang	CHN
Pro Swim:	2:08.95	P	2018	Andrew Wilson	
Pool:	2:09.96	P	1/9/2019	Josh Prenot	CAL
Trial Cut:	2:17.89	T			

Name	Age	Team	Seed Time	Prelim Time
Preliminaries				
1 Will Licon	25	Longhorn Aquatics	2:07.62	2:13.71 T q
r:+0.69 30.71 33.81 34.75	34.44			
2 Nicolas Fink	26	Athens Bulldog Swim Club/Georgia	2:08.16	2:15.59 T q
r:+0.73 30.42 34.26 35.25	35.66			
3 *Anton McKee	26	Pinnacle Racing	2:10.32	2:15.61 q
r:+0.69 31.73 35.10 34.17	34.61			
4 *Carlos Claverie	23	Cardinal Aquatics	2:11.71	2:16.23 q
r:+0.80 31.24 35.17 34.83	34.99			
5 *Jonathan Rutter	23	Unattached PRVT	2:14.35	2:16.53 q
r:+0.67 31.23 34.84 35.21	35.25			
6 *James Dergousoff	23	Chena Swim Club	2:12.33	2:16.55 q
r:+0.71 30.65 34.72 34.97	36.21			
7 Nick Zito	25	Unattached FMC	2:13.17	2:17.77 T q
r:+0.71 30.81 34.68 35.62	36.66			
8 *Nils Wich-Glasen	25	Unattached GAME	2:15.87	2:18.14 q
r:+0.73 31.24 34.85 36.06	35.99			



2019-20 - TYR Pro Swim Series #2 Knoxville - 1/16/2020 to 1/19/2020

Results

Preliminaries ... (Event 18 Men 200 LC Meter Breaststroke)

Name	Age	Team	Seed Time	Prelim Time	
9 Jarod Arroyo	19	Pitchfork Aquatics	2:17.54	2:19.42	q
r:+0.74 32.06 35.60 35.47 36.29					
10 Wes Thomas	24	Alto Swim Club	2:16.16	2:19.71	q
r:+0.63 31.27 35.71 36.33 36.40					
11 Lance Culjat	21	Empire KC Swim Club	2:22.13	2:20.12	q
r:+0.65 30.58 35.18 36.39 37.97					
12 *Michael Houlie	19	University Of Tennessee	2:19.11	2:20.40	q
r:+0.60 31.78 35.94 36.71 35.97					
13 *Frederik Kamminga	21	Edmonton Keyano Swim Club	2:17.28	2:20.67	q
r:+0.69 31.31 35.77 36.96 36.63					
14 Kevin Degrijze	17	SwimAtlanta	2:22.09	2:20.75	q
r:+0.71 31.60 35.27 36.54 37.34					
15 Andrew Wilson	26	Athens Bulldog Swim Club	2:07.77	2:22.12	q
r:+0.64 31.39 35.27 37.10 38.36					
16 Alex Brehm	17	Lakeside Swim Team	2:18.85	2:22.58	q
r:+0.66 32.17 35.45 36.91 38.05					
17 *Tristan Cote	24	University of Calgary Swim Clu	2:17.38	2:23.12	q
r:+0.74 32.21 36.21 36.80 37.90					
18 Jarel Dillard	19	University Of Tennessee	2:22.99	2:23.45	q
r:+0.57 31.37 36.13 37.37 38.58					
19 Bryar Long	22	Atomic City Aquatic Club	2:18.65	2:23.47	q
r:+0.64 32.74 36.18 36.73 37.82					
20 *Richard Funk	27	Swimming Canada	2:21.78	2:23.50	q
r:+0.65 32.01 36.50 37.54 37.45					
21 Brett Champlin	19	University Of Tennessee	2:19.05	2:23.67	q
r:+0.75 32.60 36.11 37.41 37.55					
*22 Oleksiy Polishchuk	20	Scarlet Aquatics	2:20.81	2:23.88	q
r:+0.72 32.95 36.75 36.94 37.24					
*22 Grant House	21	Sun Devil Swimming	2:21.87	2:23.88	q
r:+0.61 32.16 36.84 36.61 38.27					
24 Joseph Hong	16	Penn Charter Aquatic Club	2:20.33	2:24.01	q
r:+0.73 31.49 35.79 37.17 39.56					
25 Sean Swift	17	Sierra Marlins Swim Team	2:24.36	2:24.31	q
r:+0.72 32.71 37.76 37.64 36.20					
26 Michael Phillips	15	Aquajets Swim Team	2:20.71	2:25.09	q
r:+0.75 32.82 36.76 37.44 38.07					
27 Kyle Garcia	17	Sierra Marlins Swim Team	2:22.50	2:25.76	q
r:+0.64 32.87 36.58 37.61 38.70					
28 Evan McNerny	18	SwimAtlanta	2:23.52	2:25.81	q
r:+0.68 33.22 36.96 37.86 37.77					
29 Tyler Penney	20	Fremont Area Swim Team	2:02.57Y	2:26.09	q
r:+0.75 32.40 36.86 38.24 38.59					
30 Luke Barr	16	Sarpy County Swim Club	2:20.22	2:26.26	q
r:+0.67 31.79 37.63 38.15 38.69					
31 Daniel Worth	17	Empire KC Swim Club	2:21.41	2:26.66	q
r:+0.68 31.86 36.64 38.28 39.88					

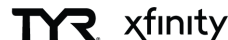


2019-20 - TYR Pro Swim Series #2 Knoxville - 1/16/2020 to 1/19/2020

Results

Preliminaries ... (Event 18 Men 200 LC Meter Breaststroke)

Name	Age	Team	Seed Time	Prelim Time
32 Will Scholtz r:+0.77 32.65 37.81 38.85 39.04	15	Lakeside Swim Team	2:22.22	2:28.35 q
33 Parker Kaye r:+0.64 34.18 37.48 38.45 38.68	21	University Of Tennessee	2:00.43 Y	2:28.79
34 *Alex Borisov r:+0.68 33.31 38.05 38.98 38.65	18	Baylor Swim Club	2:23.22	2:28.99
35 Christian March r:+0.71 33.32 38.14 38.88 38.73	23	Performance Aquatics	2:24.98	2:29.07
36 Alexander Gusev r:+0.69 34.69 37.90 38.22 38.27	18	Sarasota Sharks	2:28.78	2:29.08
37 Conall Monahan r:+0.66 33.97 38.17 38.49 38.58	17	SwimMAC Carolina	2:02.39 Y	2:29.21
38 Peter Bretzmann r:+0.72 33.64 38.15 39.15 38.55	16	North Carolina Aquatic Club	2:23.68	2:29.49
39 Henry Batson r:+0.66 34.09 37.67 38.56 39.90	17	Univ of Denver Hilltoppers	2:03.60 Y	2:30.22
40 Sebastian Wolff r:+0.64 32.56 38.21 39.35 40.19	16	Univ of Denver Hilltoppers	2:20.64	2:30.31
41 Harper Houk r:+0.63 33.74 37.74 39.35 40.41	18	Atomic City Aquatic Club	2:28.23	2:31.24
42 Kendall Ewing r:+0.65 33.05 38.27 39.55 40.73	17	Tide Swimming	2:04.29 Y	2:31.60
43 Luke Massey r:+0.66 33.17 38.38 39.70 40.63	19	University Of Tennessee	2:23.34	2:31.88
44 Conner Kang r:+0.67 35.00 38.72 40.05 39.63	18	Lakeside Swim Team	2:24.72	2:33.40
45 Peter Paulus r:+0.66 33.97 38.90 40.43 40.84	19	Dallas Mustangs	2:02.38 Y	2:34.14
46 Aj Huskey r:+0.62 35.03 38.75 40.25 40.46	17	Columbia Swim Club	2:28.37	2:34.49
47 Matt Stanley r:+0.74 34.99 39.81 40.10 39.65	19	Connecticut Aquatic Club	2:05.41 Y	2:34.55
48 Cam Abaqueta r:+0.72 36.93 41.28 42.75 42.51	16	SwimMAC Carolina	2:04.44 Y	2:43.47
--- Sam Hoover r:+0.64 32.77 37.61 39.81 42.11	16	North Carolina Aquatic Club	2:20.43	DQ
--- Will Tippett Declared false start	18	Baylor Swim Club	2:28.01	DFS
--- Ian Finnerty Declared false start	23	Mission Viejo Nadadores	2:16.70	DFS



2019-20 - TYR Pro Swim Series #2 Knoxville - 1/16/2020 to 1/19/2020

Results

Event 19 Women 400 LC Meter Freestyle

World:	3:56.46	W	8/7/2016	Katie Ledecky	USA
American:	3:56.46	A	8/7/2016	Katie Ledecky	USA
U.S. Open:	3:57.94	O	5/17/2018	Katie Ledecky	Stanford
Jr World:	3:58.37	J	8/23/2014	Katie Ledecky	USA
Pro Swim:	3:57.94	P	5/17/2018	Katie Ledecky	Stanford Swimmin
Pool:	4:02.71	P	1/9/2019	Katie Ledecky	NCAP
Trial Cut:	4:16.89	T			

Name	Age	Team	Prelim Time	Finals Time
A - Final				
1 Erica Sullivan	19	Sandpipers Of Nevada	4:13.35	4:06.36 T
r:+0.63 29.00 30.55 31.04	31.10	31.40 31.24	31.41 30.62	
2 Allison Schmitt	29	Sun Devil Swimming	4:13.89	4:09.98 T
r:+0.71 28.51 30.62 31.18	31.47	31.97 31.95	32.15 32.13	
3 Emma Weyant	18	Sarasota Sharks	4:12.02	4:10.65 T
r:+0.77 29.22 30.84 31.25	31.55	31.92 32.30	32.13 31.44	
4 Rachel Stege	16	Fox Valley Swim Team	4:14.60	4:13.52 T
r:+0.74 28.93 31.32 32.22	32.63	32.65 32.78	31.88 31.11	
5 *Helena Rosendahl Bach	19	Denmark	4:14.59	4:14.37
r:+0.94 30.60 32.35 32.85	31.83	32.24 31.87	32.07 30.56	
6 Mariah Denigan	16	Lakeside Swim Team	4:14.81	4:14.83 T
r:+0.72 29.73 31.88 32.38	32.43	32.05 32.15	32.08 32.13	
7 Geena Freriks	23	Kentucky Aquatics	4:14.79	4:15.25 T
r:+0.70 29.50 31.81 32.14	32.79	32.46 32.73	32.46 31.36	
8 Amanda Nunan	20	University Of Tennessee	4:14.61	4:15.82 T
r:+0.85 29.91 31.59 32.14	32.52	32.61 32.43	32.60 32.02	
B - Final				
9 Kaersten Meitz	24	Boilermaker Aquatics	4:14.90	4:09.32 T
r:+0.83 29.80 31.56 31.76	31.62	31.55 31.32	31.31 30.40	
10 Olivia McMurray	16	Swim Florida	4:15.85	4:13.49 T
r:+0.76 30.04 31.71 32.40	32.40	32.52 32.19	31.83 30.40	
11 *Emma O'Croinin	16	Edmonton Keyano Swim Club	4:14.88	4:13.68
r:+0.77 29.77 32.32 32.00	32.19	32.01 32.37	31.94 31.08	
12 *Danica Ludlow	23	University of Calgary Swim Clu	4:19.20	4:14.35
r:+0.65 29.65 31.95 32.40	32.38	32.18 32.19	32.21 31.39	
13 *Alyson Ackman	26	Pointe-Claire Swim Club	4:15.26	4:16.41
r:+0.67 29.94 32.48 32.49	32.41	32.78 32.25	32.37 31.69	
14 *Viviane Jungblut	23	Gremio Nautico Uniao	4:16.81	4:18.07
r:+0.75 30.18 32.47 32.70	32.75	32.41 32.62	32.83 32.11	
15 Hayden Miller	15	Cypress Fairbanks Swim Club	4:17.88	4:18.14
r:+0.83 29.70 31.90 32.58	32.70	32.89 33.16	32.84 32.37	
16 Meaghan Raab	23	Nashville Aquatic Club/UGA	4:19.48	4:18.83
r:+0.71 29.62 32.01 32.59	32.62	33.02 33.19	33.11 32.67	
C - Final				
17 *Mackenzie Paddington	20	Swimming Canada	4:20.26	4:14.74
r:+0.73 28.77 31.56 32.11	32.67	32.74 32.98	32.43 31.48	
18 Katie Grimes	14	Sandpipers Of Nevada	4:20.29	4:15.26 T
r:+0.67 29.40 32.03 32.29	32.69	32.56 32.80	32.44 31.05	



2019-20 TYR Pro Swim Series #2 Knoxville - 1/16/2020 to 1/19/2020

Results

C - Final ... (Event 19 Women 400 LC Meter Freestyle)

Name	Age	Team						Prelim Time	Finals Time
19 Abigail McCulloh	17	SwimAtlanta						4:20.18	4:17.20
r:+0.74 30.03 32.55 32.64 32.69 32.50 32.85 32.24								31.70	
20 *Katrina Bellio	15	Etobicoke Swim Club						4:19.72	4:17.50
r:+0.72 30.03 32.11 32.43 33.02 32.67 33.07 32.81								31.36	
21 Michaela Mattes	14	Sarasota Sharks						4:20.59	4:18.49
r:+0.80 29.67 31.75 32.66 32.91 33.06 33.07 32.64								32.73	
22 Kate McCarville	16	Springfield Aquatics						4:22.04	4:19.46
r:+0.65 29.64 32.06 32.44 32.82 33.20 33.48 33.21								32.61	
23 Addie Sauickie	13	Sarasota Sharks						4:21.68	4:20.17
r:+0.72 29.83 32.81 32.77 32.97 32.77 33.34 33.17								32.51	
24 Summer Cardwell	15	Tampa Bay Aquatic Club						4:19.74	4:22.82
r:+0.79 29.15 31.80 32.85 33.46 33.55 34.14 34.46								33.41	

D - Final

25 *Ella Jansen	14	Etobicoke Swim Club						4:23.31	4:19.67
r:+0.67 29.87 32.55 32.84 33.24 33.21 33.29 32.92								31.75	
26 Sophia Knapp	15	Tide Swimming						4:23.66	4:20.30
r:+0.71 29.75 32.72 32.70 33.39 32.77 33.14 33.15								32.68	
27 Nicola Lane	17	Mason Manta Rays						4:25.10	4:22.46
r:+0.73 30.20 32.90 33.41 33.55 33.53 33.26 33.37								32.24	
28 Stella Grace Watts	16	Area Tallahassee Aquatic Club						4:25.82	4:23.57
r:+0.71 29.40 32.55 33.21 33.61 34.19 34.18 33.53								32.90	
29 Abby Dunford	14	Sandpipers Of Nevada						4:26.08	4:23.78
r:+0.74 30.19 32.85 33.38 33.54 33.78 33.76 33.51								32.77	
30 *Maria Alvarez	30	Tennessee Aquatics						4:24.32	4:24.42
r:+0.75 30.32 33.04 33.25 33.40 33.61 33.84 33.75								33.21	
31 Hannah Bellard	14	Club Wolverine						4:25.81	4:26.59
r:+0.80 30.31 33.15 33.45 34.14 33.95 34.23 34.19								33.17	
32 Kayla Wilson	15	Tide Swimming						4:26.31	4:28.42
r:+0.70 29.76 32.98 33.49 34.28 34.05 34.89 34.63								34.34	

Event 19 Women 400 LC Meter Freestyle

World:	3:56.46	W	8/7/2016	Katie Ledecky	USA
American:	3:56.46	A	8/7/2016	Katie Ledecky	USA
U.S. Open:	3:57.94	O	5/17/2018	Katie Ledecky	Stanford
Jr World:	3:58.37	J	8/23/2014	Katie Ledecky	USA
Pro Swim:	3:57.94	P	5/17/2018	Katie Ledecky	Stanford Swimmin
Pool:	4:02.71	P	1/9/2019	Katie Ledecky	NCAP
Trial Cut:	4:16.89	T			

Name	Age	Team						Seed Time	Prelim Time
Preliminaries									
1 Emma Weyant	18	Sarasota Sharks						4:09.07	4:12.02 T q
r:+0.80 29.96 32.07 31.79 31.78 31.34 31.81 32.08								31.19	
2 Erica Sullivan	19	Sandpipers Of Nevada						4:08.70	4:13.35 T q
r:+0.66 29.43 31.33 31.84 32.12 32.21 32.50 32.32								31.60	
3 Allison Schmitt	29	Sun Devil Swimming						4:08.46	4:13.89 T q
r:+0.72 29.23 31.31 31.70 32.07 32.04 32.63 32.83								32.08	



2019-20 - TYR Pro Swim Series #2 Knoxville - 1/16/2020 to 1/19/2020

Results

Preliminaries ... (Event 19 Women 400 LC Meter Freestyle)

Name	Age	Team	Seed Time	Prelim Time	
4 *Helena Rosendahl Bach	19	Denmark	4:13.49	4:14.59	q
r:+0.84 30.16 32.05 32.24	32.36	32.03 31.99 32.26	31.50		
5 Rachel Stege	16	Fox Valley Swim Team	4:08.30	4:14.60	T q
r:+0.73 29.21 31.62 32.45	32.57	32.77 32.76 32.42	30.80		
6 Amanda Nunan	20	University Of Tennessee	4:11.58	4:14.61	T q
r:+0.85 30.23 31.61 32.25	32.28	32.39 32.19 32.35	31.31		
7 Geena Freriks	23	Kentucky Aquatics	4:08.91	4:14.79	T q
r:+0.69 29.81 31.86 32.51	32.43	32.44 32.54 32.05	31.15		
8 Mariah Denigan	16	Lakeside Swim Team	4:12.23	4:14.81	T q
r:+0.76 29.59 31.82 32.55	32.35	32.41 32.34 32.07	31.68		
9 *Emma O'Croinin	16	Edmonton Keyano Swim Club	4:08.11	4:14.88	q
r:+0.79 29.77 31.90 32.42	32.43	32.41 32.46 32.39	31.10		
10 Kaersten Meitz	24	Boilermaker Aquatics	4:05.80	4:14.90	T q
r:+0.84 30.13 32.10 32.07	31.90	32.37 32.50 32.27	31.56		
11 *Alyson Ackman	26	Pointe-Claire Swim Club	4:11.08	4:15.26	q
r:+0.63 29.49 32.45 32.39	32.41	32.43 32.20 32.43	31.46		
12 Olivia McMurray	16	Swim Florida	4:13.18	4:15.85	T q
r:+0.76 30.28 32.49 32.79	32.90	32.60 32.66 31.54	30.59		
13 *Viviane Jungblut	23	Gremio Nautico Uniao	4:15.41	4:16.81	q
r:+0.74 30.35 32.41 32.31	32.63	32.40 32.62 32.51	31.58		
14 Bella Sims	14	Sandpipers Of Nevada	4:11.62	4:17.10	q
r:+0.61 28.52 31.89 32.91	33.23	33.14 32.90 32.88	31.63		
15 Hayden Miller	15	Cypress Fairbanks Swim Club	4:20.48	4:17.88	q
r:+0.79 29.99 32.55 32.97	33.00	32.78 32.48 32.02	32.09		
16 *Danica Ludlow	23	University of Calgary Swim Clu	4:10.86	4:19.20	q
r:+0.66 29.58 32.17 32.57	32.95	32.73 33.31 33.36	32.53		
17 Meaghan Raab	23	Nashville Aquatic Club/UGA	4:14.28	4:19.48	q
r:+0.72 29.84 31.64 32.06	32.35	32.60 33.24 33.66	34.09		
18 *Katrina Bellio	15	Etobicoke Swim Club	4:15.74	4:19.72	q
r:+0.73 30.08 32.14 32.65	32.93	33.09 33.23 32.90	32.70		
19 Summer Cardwell	15	Tampa Bay Aquatic Club	4:21.28	4:19.74	q
r:+0.76 29.13 31.71 32.52	32.90	33.31 33.51 34.04	32.62		
20 Abigail McCulloh	17	SwimAtlanta	4:15.82	4:20.18	q
r:+0.76 30.51 32.89 32.45	33.07	32.70 33.36 32.86	32.34		
21 *Mackenzie Padington	20	Swimming Canada	4:08.82	4:20.26	q
r:+0.73 29.15 31.68 32.39	33.05	33.73 33.76 33.66	32.84		
22 Katie Grimes	14	Sandpipers Of Nevada	4:11.61	4:20.29	q
r:+0.70 30.04 32.59 32.80	33.17	32.98 33.12 33.24	32.35		
23 Michaela Mattes	14	Sarasota Sharks	4:14.35	4:20.59	q
r:+0.81 29.31 31.82 32.88	33.41	33.57 33.59 33.15	32.86		
24 Addie Sauickie	13	Sarasota Sharks	4:21.97	4:21.68	q
r:+0.66 29.78 32.80 32.87	33.14	33.23 33.51 33.51	32.84		
25 Kate McCarville	16	Springfield Aquatics	4:22.69	4:22.04	q
r:+0.69 30.77 32.82 33.12	33.23	33.07 33.34 33.31	32.38		
26 *Ella Jansen	14	Etobicoke Swim Club	4:26.99	4:23.31	q
r:+0.66 29.89 33.11 33.26	33.44	33.45 33.75 33.44	32.97		



2019-20 - TYR Pro Swim Series #2 Knoxville - 1/16/2020 to 1/19/2020

Results

Preliminaries ... (Event 19 Women 400 LC Meter Freestyle)

Name	Age	Team	Seed Time	Prelim Time	
27 Sophia Knapp	15	Tide Swimming	4:24.62	4:23.66	q
r:+0.73 30.27 32.99 33.48	33.68 32.98 33.12 33.48		33.66		
28 *Maria Alvarez	30	Tennessee Aquatics	4:18.48	4:24.32	q
r:+0.71 30.53 32.50 32.91	33.30 33.66 33.61 34.32		33.49		
29 Nicola Lane	17	Mason Manta Rays	4:27.06	4:25.10	q
r:+0.71 30.66 33.25 33.87	34.25 33.74 33.62 33.38		32.33		
30 Amanda Weir	33	SwimAtlanta	4:19.82	4:25.61	q
r:+0.73 31.15 34.03 33.94	33.81 33.80 33.54 33.13		32.21		
31 Paige Kuwata	15	Sandpipers Of Nevada	4:19.38	4:25.63	q
r:+0.57 30.54 32.79 33.60	33.53 33.96 33.96 34.00		33.25		
32 Hannah Bellard	14	Club Wolverine	4:23.68	4:25.81	q
r:+0.78 31.10 33.17 33.66	33.98 33.94 34.16 33.51		32.29		
33 Stella Grace Watts	16	Area Tallahassee Aquatic Club	4:22.83	4:25.82	
r:+0.71 29.84 32.82 33.81	34.15 34.11 34.12 34.02		32.95		
34 Abby Dunford	14	Sandpipers Of Nevada	4:52.73 Y	4:26.08	
r:+0.79 30.39 33.14 33.94	34.27 34.04 33.78 33.59		32.93		
35 Kayla Wilson	15	Tide Swimming	4:24.76	4:26.31	
r:+0.69 29.70 32.77 34.09	34.46 34.47 34.62 34.23		31.97		
36 Mercedes Traba	16	Sarasota Sharks	4:50.33 Y	4:26.39	
r:+0.72 30.95 33.43 33.67	33.57 33.77 33.82 34.10		33.08		
37 Hannah Ownbey	18	Y-Spartaquatics Swim Club	4:59.70 Y	4:26.64	
r:+0.68 30.56 33.51 33.47	33.48 33.31 34.12 34.62		33.57		
38 Annika Wagner	17	NASA Wildcat Aquatics	4:48.53 Y	4:26.80	
r:+0.70 31.05 33.22 33.85	33.53 34.02 34.69 33.79		32.65		
39 Clare Vetkoetter	16	Texas Ford Aquatics	4:26.47	4:27.40	
r:+0.80 30.90 33.43 33.93	34.09 33.69 34.27 33.78		33.31		
40 Kirsti McEnroe	15	Y-Spartaquatics Swim Club	4:21.24	4:28.23	
r:+0.74 31.81 34.28 34.15	33.96 33.58 33.86 33.53		33.06		
41 *Kyla Ross	18	Swimming Canada	4:19.67	4:28.26	
r:+0.52 30.44 32.95 33.67	34.07 34.10 34.35 34.57		34.11		
42 Mara Allen	17	Sierra Marlins Swim Team	4:26.02	4:28.29	
r:+0.70 30.61 32.98 34.55	34.75 34.86 34.08 33.56		32.90		
43 Claudia Chang	17	Aquajets Swim Team	4:26.13	4:28.57	
r:+0.73 31.10 33.48 34.19	34.05 33.99 34.17 34.19		33.40		
44 *Christey Liang	15	Edmonton Keyano Swim Club	4:27.96	4:28.67	
r:+0.67 30.38 33.27 33.87	33.84 34.00 34.26 34.94		34.11		
45 Mackenzie Lanning	15	Lakeside Swim Team	4:51.24 Y	4:28.73	
r:+0.72 30.66 33.11 33.78	34.06 34.27 34.88 34.37		33.60		
46 Danika Katzer	19	University Of Tennessee	4:51.06 Y	4:28.82	
r:+0.67 30.58 33.12 34.04	34.33 34.54 34.57 34.57		33.07		
47 Elle Caldwell	17	Tide Swimming	4:21.74	4:29.20	
r:+0.81 31.29 34.04 33.95	33.74 33.88 34.23 34.57		33.50		
48 Gracie Weyant	14	Sarasota Sharks	5:01.65 Y	4:30.26	
r:+0.80 31.34 34.03 34.39	33.92 33.67 34.88 34.70		33.33		
49 Savannah Barr	17	Sarasota Sharks	4:22.93	4:30.59	
r:+0.78 30.85 33.16 33.70	34.17 33.72 34.43 35.33		35.23		



2019-20 - TYR Pro Swim Series #2 Knoxville - 1/16/2020 to 1/19/2020

Results

Preliminaries ... (Event 19 Women 400 LC Meter Freestyle)

Name	Age	Team	Seed Time	Prelim Time
50 Lillie Boggs	14	Baylor Swim Club	5:00.10 Y	4:31.48
r:+0.64 30.86 33.99 34.85	34.10	34.79 34.94 34.53	33.42	
51 *Emily Gantriis	21	Denmark	4:23.22	4:32.54
r:+0.73 30.00 32.90 33.56	34.67	34.72 35.53 35.78	35.38	
52 Katherine Randall	16	Riptide	4:50.80 Y	4:32.86
r:+0.75 31.50 34.13 34.41	34.55	34.65 34.73 34.69	34.20	
53 Alicia Davie	17	Sarasota Sharks	4:55.10 Y	4:35.06
r:+0.66 31.79 33.46 34.43	34.80	35.14 35.37 35.12	34.95	
54 Grace Rainey	15	SwimMAC Carolina	5:02.97 Y	4:36.99
r:+0.82 32.04 35.05 35.28	35.40	35.35 35.28 34.85	33.74	
55 Jessica Davis	18	Delta Aquatics	4:56.87 Y	4:37.00
r:+0.74 31.05 33.60 33.98	35.22	35.35 35.97 36.19	35.64	
--- *Kennedy Goss	23	Granite Gators Swim Team	4:12.36	DFS
Declared false start				
--- Ashley Lugbill	17	Mason Manta Rays	4:57.31 Y	DFS
Declared false start				
--- Hali Flickinger	25	Sun Devil Swimming	4:06.72	DFS
Declared false start				

Event 20 Men 400 LC Meter Freestyle

World:	3:40.07	W	7/26/2009	Paul Biederman	GER
American:	3:42.78	A	8/10/2008	Larsen Jensen	USA
U.S. Open:	3:43.53	O	6/29/2008	Larsen Jensen	Trojan
Jr World:	3:44.60	J	4/1/2014	Mack Horton	AUS
Pro Swim:	3:43.55	P	2016	Sun Yang	
Pool:	3:48.38	P	1/18/2020	Zane Grothe	Boulder City Hen
Trial Cut:	3:57.29	T			

Name	Age	Team	Prelim Time	Finals Time
A - Final				
1 Zane Grothe	27	Boulder City Henderson Swim Te	3:55.29	3:48.38 P
r:+0.68 26.30 28.49 28.87	29.42	29.42 29.57 28.63	27.68	
2 Kieran Smith	19	Unattached U of Florida	3:56.98	3:48.51 T
r:+0.69 26.11 28.68 29.27	29.23	29.31 29.39 29.10	27.42	
3 Jake Magahey	18	SwimAtlanta	3:56.71	3:53.90 T
r:+0.74 26.68 29.05 29.59	29.89	30.00 30.26 29.39	29.04	
4 *Marcelo Acosta	23	Cardinal Aquatics	3:57.59	3:54.34
r:+0.73 27.46 29.45 29.77	29.86	29.94 29.88 29.49	28.49	
5 Carson Foster	18	Mason Manta Rays	3:55.76	3:56.58 T
r:+0.67 27.06 29.34 30.09	30.18	30.36 30.29 30.53	28.73	
6 *Jeremy Bagshaw	27	Swimming Canada	3:56.86	3:57.25
r:+0.68 27.14 29.04 30.08	30.18	30.44 30.80 30.45	29.12	
7 David Heron	24	Mission Viejo Nadadores	3:57.03	3:57.58
r:+0.67 27.51 29.35 29.75	30.29	30.28 30.61 30.86	28.93	
8 Jake Mitchell	18	Carmel Swim Club	3:57.19	3:57.93
r:+0.72 26.83 29.06 29.63	30.36	30.53 30.74 30.93	29.85	



2019-20 - TYR Pro Swim Series #2 Knoxville - 1/16/2020 to 1/19/2020

Results

B - Final ... (Event 20 Men 400 LC Meter Freestyle)

Name	Age	Team	Prelim Time	Finals Time
B - Final				
9 Dare Rose	17	Scarlet Aquatics	3:57.71	3:55.88 T
r:+0.67 27.58	29.98	30.03	30.03 29.86 30.00 29.82	28.58
10 Taylor Abbott	21	University Of Tennessee	3:58.53	3:56.41 T
r:+0.69 28.23	29.80	30.34	30.26 29.89 29.86 29.73	28.30
11 *Stanford Li	17	Pointe-Claire Swim Club	3:58.47	3:56.69
r:+0.67 27.26	29.18	29.75	29.95 30.08 30.50 30.44	29.53
12 *Tristan Cote	24	University of Calgary Swim Clu	3:59.36	3:57.34
r:+0.77 27.48	29.27	30.04	30.09 30.21 30.28 30.30	29.67
13 *Peter Brothers	23	University of Calgary Swim Clu	3:59.31	3:57.66
r:+0.71 27.80	29.82	30.66	30.51 30.09 29.97 29.69	29.12
14 *Josh Zakala	21	Swimming Canada	4:01.83	3:59.34
r:+0.72 27.43	29.69	30.00	30.52 30.53 30.74 30.58	29.85
15 Sam Rice	23	Tennessee Aquatics	4:00.93	4:00.78
r:+0.68 27.79	30.06	30.53	30.56 30.49 30.45 30.62	30.28
16 Chris Wieser	24	DART Swimming	3:59.09	4:01.28
r:+0.64 28.04	30.28	30.44	30.19 30.22 29.96 31.12	31.03
C - Final				
17 Logan Zucker	16	SwimMAC Carolina	4:02.01	4:00.52
r:+0.64 27.76	29.95	30.55	30.95 30.50 30.51 30.56	29.74
18 Jacob McDonald	17	Mason Manta Rays	4:03.22	4:00.53
r:+0.60 27.82	30.42	30.99	30.91 31.18 30.64 30.48	28.09
19 Conor Cranfield	17	Swim Florida	4:03.95	4:00.64
r:+0.72 27.33	29.07	30.49	30.71 31.08 31.26 31.22	29.48
20 Eric Hedlin	26	Swimming Canada	4:02.35	4:01.97
r:+0.70 28.01	30.07	30.27	30.76 30.86 31.22 30.79	29.99
21 *Rafael Ponce De Leon	19	Bolles School Sharks	4:02.03	4:02.51
r:+0.74 27.81	30.14	30.78	30.87 30.84 30.79 30.85	30.43
22 *Marc Hinawi	22	University Of Tennessee	4:03.97	4:02.88
r:+0.69 27.72	30.09	30.73	31.17 31.59 31.03 31.01	29.54
23 Sam Oliver	17	Snow Swimming	4:03.26	4:02.96
r:+0.78 27.69	30.05	30.82	30.91 30.91 31.21 31.21	30.16
24 Cooper Lucas	14	Lakeside Aquatic Club	4:04.74	4:04.94
r:+0.69 27.72	30.19	31.07	31.24 31.20 31.82 31.25	30.45
D - Final				
25 Parker Reynolds	15	Santa Maria Swim Club	4:06.24	4:02.57
r:+0.70 28.25	30.25	30.89	30.85 30.96 30.80 31.28	29.29
26 *Gabriel Araya	20	Azura Florida Aquatics	4:05.32	4:02.81
r:+0.70 28.07	30.92	31.51	31.37 30.88 31.09 29.88	29.09
27 *Eric Brown	17	Pointe-Claire Swim Club	4:05.85	4:03.56
r:+0.72 27.80	30.37	31.09	30.71 31.31 31.04 31.22	30.02
28 Jack Vandeußen	18	Bolles School Sharks	4:06.76	4:03.81
r:+0.70 27.53	30.15	30.81	31.17 31.50 31.32 31.50	29.83
29 Stuart Higdon	16	Area Tallahassee Aquatic Club	4:05.02	4:05.53
r:+0.73 28.46	30.94	31.11	31.38 31.29 31.57 30.96	29.82
30 Liam Custer	15	Sarasota Sharks	4:06.67	4:06.32
r:+0.70 28.58	30.66	31.07	31.23 31.38 31.44 31.47	30.49



2019-20 - TYR Pro Swim Series #2 Knoxville - 1/16/2020 to 1/19/2020

Results

D - Final ... (Event 20 Men 400 LC Meter Freestyle)

Name	Age	Team	Prelim Time	Finals Time
31 John Gehrig	17	SwimMAC Carolina	4:06.29	4:07.98
r:+0.72 27.61 30.57 31.07	31.58 31.65 32.36	32.28	30.86	
32 Blake Simpson	18	Santa Maria Swim Club	4:05.44	4:08.25
r:+0.75 28.15 30.72 30.62	31.85 31.71 32.14	31.68	31.38	

Event 20 Men 400 LC Meter Freestyle

World:	3:40.07	W	7/26/2009	Paul Biederman	GER
American:	3:42.78	A	8/10/2008	Larsen Jensen	USA
U.S. Open:	3:43.53	O	6/29/2008	Larsen Jensen	Trojan
Jr World:	3:44.60	J	4/1/2014	Mack Horton	AUS
Pro Swim:	3:43.55	P	2016	Sun Yang	
Pool:	3:48.38	P	1/18/2020	Zane Grothe	Boulder City Hen
Trial Cut:	3:57.29	T			

Name	Age	Team	Seed Time	Prelim Time
Preliminaries				
1 Zane Grothe	27	Boulder City Henderson Swim Te	3:45.32	3:55.29 T q
r:+0.70 26.81 29.41 29.73	30.23 30.01 30.15 30.06		28.89	
2 Carson Foster	18	Mason Manta Rays	3:58.14	3:55.76 T q
r:+0.68 27.36 29.92 30.19	30.01 29.98 29.97 30.07		28.26	
3 Jake Magahey	18	SwimAtlanta	3:50.70	3:56.71 T q
r:+0.77 27.19 29.43 30.68	29.97 30.15 30.36 30.12		28.81	
4 *Jeremy Bagshaw	27	Swimming Canada	3:49.52	3:56.86 q
r:+0.71 27.33 29.39 30.19	30.10 30.46 30.26 30.07		29.06	
5 Kieran Smith	19	Unattached U of Florida	3:47.72	3:56.98 T q
r:+0.70 27.48 30.59 30.31	30.37 30.54 29.21 29.35		29.13	
6 David Heron	24	Mission Viejo Nadadores	3:56.55	3:57.03 T q
r:+0.65 27.70 29.91 29.80	30.20 29.68 30.38 30.08		29.28	
7 Jake Mitchell	18	Carmel Swim Club	3:47.95	3:57.19 T q
r:+0.70 27.15 29.54 30.03	30.33 30.17 30.55 30.19		29.23	
8 *Marcelo Acosta	23	Cardinal Aquatics	3:50.61	3:57.59 q
r:+0.76 27.84 29.92 30.34	30.64 30.59 30.09 29.27		28.90	
9 *Alexander Norgaard	19	Denmark	3:52.78	3:57.67 q
r:+0.72 27.20 29.59 29.87	30.16 30.07 30.30 30.60		29.88	
10 Dare Rose	17	Scarlet Aquatics	3:51.41	3:57.71 q
r:+0.70 27.64 29.95 30.45	30.34 30.09 30.26 30.01		28.97	
11 *Stanford Li	17	Pointe-Claire Swim Club	4:04.78	3:58.47 q
r:+0.67 27.28 29.25 29.94	30.35 30.63 30.81 30.72		29.49	
12 Taylor Abbott	21	University Of Tennessee	3:55.76	3:58.53 q
r:+0.70 27.59 29.67 30.16	30.47 30.51 30.45 30.36		29.32	
13 Chris Wieser	24	DART Swimming	3:48.69	3:59.09 q
r:+0.64 27.72 30.36 30.10	30.28 30.11 30.66 30.53		29.33	
14 *Peter Brothers	23	University of Calgary Swim Clu	3:53.20	3:59.31 q
r:+0.66 27.60 29.84 30.66	30.94 30.63 30.26 29.91		29.47	
15 *Tristan Cote	24	University of Calgary Swim Clu	3:54.76	3:59.36 q
r:+0.76 27.74 30.15 30.60	30.53 30.49 30.42 29.98		29.45	
16 Sam Rice	23	Tennessee Aquatics	4:00.96	4:00.93 q
r:+0.68 27.58 29.96 30.56	30.75 30.51 30.59 30.69		30.29	



2019-20 - TYR Pro Swim Series #2 Knoxville - 1/16/2020 to 1/19/2020

Results

Preliminaries ... (Event 20 Men 400 LC Meter Freestyle)

Name	Age	Team									
17 Sawyer Grimes	18	Sandpipers Of Nevada							3:56.16	4:01.02	q
r:+0.61 27.34 29.59 30.62	30.68	30.93 30.81 30.90	30.15								
18 *Josh Zakala	21	Swimming Canada							3:59.03	4:01.83	q
r:+0.74 27.79 30.30 30.72	30.98	30.74 31.01 30.72	29.57								
19 Logan Zucker	16	SwimMAC Carolina							4:02.55	4:02.01	q
r:+0.65 27.92 30.34 30.32	30.41	30.53 30.89 30.84	30.76								
20 *Rafael Ponce De Leon	19	Bolles School Sharks							3:59.61	4:02.03	q
r:+0.76 27.82 29.86 30.55	30.74	30.93 30.78 31.10	30.25								
21 Sam Stewart	22	Unattached							4:00.52	4:02.13	q
r:+0.68 27.51 30.30 31.01	30.63	31.19 31.19 30.62	29.68								
22 Eric Hedlin	26	Swimming Canada							3:59.09	4:02.35	q
r:+0.68 28.67 30.43 30.47	30.94	30.44 30.94 30.60	29.86								
23 Jacob McDonald	17	Mason Manta Rays							3:56.18	4:03.22	q
r:+0.61 27.73 29.99 30.76	30.89	30.37 31.20 31.41	30.87								
24 Sam Oliver	17	Snow Swimming							3:58.36	4:03.26	q
r:+0.78 28.13 30.52 30.65	31.04	30.83 31.20 30.86	30.03								
25 Conor Cranfield	17	Swim Florida							4:03.81	4:03.95	q
r:+0.72 27.54 29.93 31.02	31.35	31.10 31.52 31.32	30.17								
26 *Marc Hinawi	22	University Of Tennessee							3:57.02	4:03.97	q
r:+0.68 28.08 30.26 30.77	31.55	31.36 31.25 30.92	29.78								
27 *Michal McGillivray	17	Regina Optimist Dolphins Swim							3:57.44	4:04.57	q
r:+0.71 28.12 30.21 30.45	31.03	31.16 31.74 31.39	30.47								
28 Cooper Lucas	14	Lakeside Aquatic Club							4:02.42	4:04.74	q
r:+0.71 27.39 30.39 30.65	30.95	31.25 31.59 32.11	30.41								
29 Stuart Higdon	16	Area Tallahassee Aquatic Club							4:05.57	4:05.02	q
r:+0.74 28.39 30.70 30.75	31.04	31.16 31.70 31.01	30.27								
30 Grant House	21	Sun Devil Swimming							3:54.87	4:05.05	q
r:+0.68 27.64 29.87 30.80	30.97	31.04 31.46 32.15	31.12								
31 *Gabriel Araya	20	Azura Florida Aquatics							4:02.81	4:05.32	q
r:+0.73 27.81 30.67 31.38	31.52	31.18 31.73 30.78	30.25								
32 Blake Simpson	18	Santa Maria Swim Club							4:02.30	4:05.44	q
r:+0.76 28.37 30.31 31.29	30.98	32.03 31.07 31.74	29.65								
*33 Dylan Becker	17	Sandpipers Of Nevada							3:58.80	4:05.85	
r:+0.64 28.22 30.73 31.06	31.12	31.13 31.52 31.42	30.65								
*33 *Eric Brown	17	Pointe-Claire Swim Club							4:00.82	4:05.85	
r:+0.70 27.86 30.73 30.88	31.38	31.22 31.68 31.29	30.81								
Swim-Off Required											
35 Parker Reynolds	15	Santa Maria Swim Club							3:58.15	4:06.24	
r:+0.70 28.35 30.52 31.28	31.41	31.88 31.26 31.59	29.95								
36 John Gehrig	17	SwimMAC Carolina							4:32.13	4:06.29	
r:+0.73 27.93 31.12 31.36	31.97	31.16 31.46 31.38	29.91								
37 *Kareem Mohammed	19	Regina Optimist Dolphins Swim							4:02.58	4:06.59	
r:+0.66 28.17 30.25 30.58	30.91	31.16 31.94 31.43	32.15								
38 Liam Custer	15	Sarasota Sharks							4:29.92Y	4:06.67	
r:+0.70 28.57 30.78 31.31	31.54	31.53 31.43 31.43	30.08								



2019-20 TYR Pro Swim Series #2 Knoxville - 1/16/2020 to 1/19/2020

Results

Preliminaries ... (Event 20 Men 400 LC Meter Freestyle)

Name	Age	Team	Seed Time	Prelim Time
39 Jack Vandeußen	18	Bolles School Sharks	4:01.00	4:06.76
r:+0.71 27.70 30.20 30.97	31.24 31.79 31.85 32.18		30.83	
40 Owen Lloyd	18	North Carolina Aquatic Club	4:01.54	4:06.80
r:+0.79 28.29 30.97 31.27	31.49 31.49 31.33 31.59		30.37	
41 Ethan Sanders	20	University Of Tennessee	4:05.07	4:07.04
r:+0.72 27.45 29.52 31.34	31.45 32.45 31.83 32.44		30.56	
42 Ike Atkinson	18	SwimMAC Carolina	4:03.62	4:07.25
r:+0.77 26.97 29.69 30.93	31.67 32.20 32.57 32.34		30.88	
43 Stuart Pluskaitis	19	Snow Swimming	4:04.31	4:08.86
r:+0.67 27.91 30.36 30.78	31.65 31.65 32.32 32.50		31.69	
44 Alexander Gusev	18	Sarasota Sharks	4:29.65 Y	4:09.38
r:+0.72 29.13 31.63 31.89	31.45 31.71 31.63 31.56		30.38	
45 Ben Cote	16	Saint Petersburg Aquatics	4:08.21	4:09.48
r:+0.70 28.27 30.70 31.26	31.71 31.95 31.72 32.29		31.58	
46 *Patrick Hussey	18	Pointe-Claire Swim Club	3:58.11	4:09.54
r:+0.68 28.56 30.35 31.02	31.46 32.00 32.27 32.41		31.47	
47 Ethan Heasley	18	Hillsboro Swim Team	3:53.81	4:10.01
r:+0.72 27.80 30.29 31.49	31.65 31.82 32.33 32.68		31.95	
48 James Don	17	Scarlet Aquatics	4:08.30	4:10.83
r:+0.64 28.82 31.27 31.93	32.08 32.02 31.97 31.86		30.88	
49 Ryan Staunch	17	Swim Florida	4:05.28	4:10.95
r:+0.74 28.72 31.34 31.46	32.04 32.04 32.20 31.85		31.30	
50 Brandon Miller	16	North Carolina Aquatic Club	4:07.86	4:11.36
r:+0.68 29.52 31.60 31.94	32.56 31.58 32.42 32.18		29.56	
51 Andrew Taylor	15	Tampa Bay Aquatic Club	4:09.87	4:11.45
r:+0.74 28.57 31.14 32.04	32.44 32.20 32.12 32.21		30.73	
52 *Yeziel Morales	24	Azura Florida Aquatics	3:59.82	4:11.99
r:+0.77 28.27 31.02 31.99	32.14 32.05 32.33 32.31		31.88	
53 Kevin Lin	19	Unattached ARMY	4:25.95 Y	4:12.65
r:+0.66 28.44 30.74 32.10	32.08 31.87 32.90 32.56		31.96	
54 *Carson Olafson	22	Swimming Canada	3:56.71	4:12.74
r:+0.68 28.71 31.33 31.90	32.68 32.22 32.82 32.29		30.79	
55 Aj Sheppard	17	Clovis Swim Club	4:04.30	4:13.05
r:+0.73 27.70 30.62 32.24	32.07 32.56 32.92 33.19		31.75	
56 Conall Monahan	17	SwimMAC Carolina	4:36.27 Y	4:13.06
r:+0.65 28.89 31.41 31.98	32.03 32.32 32.88 32.30		31.25	
57 *Philippe Robins	17	Pointe-Claire Swim Club	4:05.09	4:13.29
r:+0.71 28.42 30.86 31.79	32.44 32.39 33.20 32.66		31.53	
58 Jack Anderson	16	Lakeside Swim Team	4:08.63	4:14.09
r:+0.72 28.67 31.14 32.25	32.31 33.07 32.67 32.66		31.32	
59 Nathan Murray	22	University Of Tennessee	4:23.40 Y	4:15.00
r:+0.69 28.34 31.84 32.36	32.27 32.62 33.01 32.67		31.89	
60 *Charlie Kwinter	15	Etobicoke Swim Club	4:06.08	4:15.09
r:+0.62 28.89 31.25 31.76	32.51 32.40 32.67 33.08		32.53	
61 Ford Blaylock	20	Unattached ARMY	3:59.95	4:15.11
r:+0.77 27.97 30.90 32.06	32.83 32.58 33.12 32.92		32.73	



2019-20 TYR Pro Swim Series #2 Knoxville - 1/16/2020 to 1/19/2020

Results

Preliminaries ... (Event 20 Men 400 LC Meter Freestyle)

Name	Age	Team	Seed Time	Prelim Time
62 Jacob Pishko	16	Bolles School Sharks	4:07.26	4:17.84
r:+0.58 29.08 32.11 32.59	32.77	33.00 33.44 33.17	31.68	
63 Owen Ngan	16	Unattached LOSC	4:36.04 Y	4:22.21
r:+0.70 30.20 32.57 33.29	33.08	33.15 33.52 33.66	32.74	
--- Zane Rosely	17	Club Wolverine	4:07.78	DFS
Declared false start				
--- Andrew Seliskar	23	California Aquatics	4:13.02 Y	DFS
Declared false start				
--- Tanner Falls	18	Unattached ARMY	4:03.35	NS

Event 21 Women 1500 LC Meter Freestyle

World: 15:20.48	W 5/17/2018	Katie Ledecky	Stanford
American: 15:20.48	A 5/17/2018	Katie Ledecky	Stanford
U.S. Open: 15:20.48	O 5/17/2018	Katie Ledecky	Stanford
Jr World: 15:28.36	J 8/24/2014	Katie Ledecky	USA
Pro Swim: 15:20.48	P 5/16/2018	Katie Ledecky	Stanford Swimmin
Pool: 15:45.59	P 1/9/2019	Katie Ledecky	NCAP
Trial Cut: 16:49.19	T		

Name	Age	Team	Seed Time	Finals Time
1 Erica Sullivan	19	Sandpipers Of Nevada	15:55.25	16:01.71 T
r:+0.59 29.97 31.74 32.14	31.88	31.98 32.09 32.14	32.02	
31.93 32.06 32.00	31.79	32.13 31.91 32.18	31.85	
31.91 31.93 32.06	31.91	32.24 32.06 32.36	32.36	
32.70 32.31 32.72	32.60	32.74 32.00		
2 *Kristel Kobrich	34	Chile	16:10.93	16:17.86
r:+0.68 31.51 32.53 32.88	32.86	32.82 32.72 32.72	32.62	
32.63 32.75 32.56	32.80	32.77 32.62 32.67	32.57	
32.83 32.62 32.67	32.54	32.70 32.50 32.67	32.65	
32.56 32.51 32.51	32.71	32.46 31.90		
3 Amanda Nunan	20	University Of Tennessee	16:20.08	16:33.31 T
r:+0.85 31.05 32.56 33.23	33.07	33.44 33.36 33.26	33.55	
33.21 33.27 33.14	33.36	33.01 33.20 33.30	33.24	
33.22 33.26 33.44	33.17	33.33 33.06 33.17	33.36	
33.19 33.23 33.10	32.94	33.18 32.41		
4 *Viviane Jungblut	23	Gremio Nautico Uniao	16:30.00	16:37.80
r:+0.78 31.52 33.04 33.49	33.28	33.38 33.21 33.39	33.25	
33.42 33.25 33.38	33.20	33.35 33.39 33.44	33.15	
33.55 33.14 33.43	33.33	33.39 33.22 33.57	33.33	
33.28 33.45 33.52	33.61	33.71 32.13		
*5 Bella Sims	14	Sandpipers Of Nevada	16:41.14	16:42.14 T
r:+0.57 30.03 33.44 33.85	33.70	33.68 33.78 33.70	33.54	
33.48 33.49 33.38	33.46	33.35 33.25 33.65	33.46	
33.58 33.79 33.32	33.36	33.40 33.60 33.76	33.75	
33.73 33.72 33.76	33.80	33.03 32.30		



2019-20 - TYR Pro Swim Series #2 Knoxville - 1/16/2020 to 1/19/2020

Results

(Event 21 Women 1500 LC Meter Freestyle)

Name	Age	Team	Seed Time	Finals Time				
*5 *Helena Rosendahl Bach	19	Denmark	16:40.30	16:42.14				
r:+0.92	31.12	33.51	33.36	33.31	33.44	33.17	33.58	33.33
	33.47	33.37	33.24	33.19	33.41	33.36	33.51	33.41
	33.30	33.71	33.33	33.64	33.42	33.80	33.33	34.13
	33.72	33.97	33.76	33.72	33.59	32.94		
7 Rachel Stege	16	Fox Valley Swim Team	16:33.94	16:44.63 T				
r:+0.76	30.02	32.87	33.40	33.33	33.60	33.61	33.77	33.88
	33.85	33.56	33.66	33.82	33.52	34.05	34.03	33.82
	33.93	33.69	34.17	33.77	34.04	33.63	34.50	33.75
	33.71	33.44	33.21	33.22	33.08	31.70		
8 Olivia McMurray	16	Swim Florida	16:35.47	16:46.53 T				
r:+0.79	31.01	33.45	33.68	33.49	33.69	33.55	33.63	33.58
	33.42	33.42	33.45	33.74	33.53	33.55	33.79	33.68
	33.82	33.67	33.88	33.67	34.15	33.90	33.93	33.92
	33.79	33.82	33.83	33.71	33.45	32.33		
9 *Mabel Zavaros	19	Oakville Aquatic Club	16:51.54	16:48.11				
r:+0.75	31.07	33.16	33.85	33.77	34.15	34.02	34.26	34.03
	34.01	34.11	34.12	33.87	33.85	33.84	33.65	33.64
	33.61	33.56	33.58	33.54	33.65	33.87	33.58	33.66
	33.56	33.67	33.76	33.59	34.14	30.94		
10 *Alyson Ackman	26	Pointe-Claire Swim Club	16:45.99	16:54.53				
r:+0.60	30.73	33.74	34.30	34.15	34.09	34.21	34.08	34.12
	33.82	34.00	33.83	34.12	33.96	33.89	33.83	33.78
	33.89	34.09	33.89	34.12	33.68	33.98	33.97	34.12
	33.98	34.12	33.85	34.37	33.49	32.33		
11 Abby Dunford	14	Sandpipers Of Nevada	16:20.92 Y	16:56.49				
r:+0.75	30.54	33.28	33.85	34.29	34.38	34.10	34.35	34.24
	34.25	34.15	34.30	34.15	34.16	34.16	34.12	33.99
	33.93	33.93	33.93	34.19	34.07	34.06	34.12	34.03
	34.07	34.13	34.00	33.81	33.33	32.58		
12 Michaela Mattes	14	Sarasota Sharks	16:51.45	17:01.73				
r:+0.82	30.55	33.04	33.73	33.75	34.19	33.82	34.26	33.98
	34.60	34.17	34.48	33.91	34.69	34.31	34.55	33.79
	34.66	34.65	34.78	34.03	35.07	34.00	34.27	34.30
	34.71	34.13	34.66	34.25	33.43	32.97		
13 Paige Kuwata	15	Sandpipers Of Nevada	16:46.63	17:03.25				
r:+0.67	30.43	32.89	33.74	33.98	34.19	34.32	34.22	34.32
	34.25	34.28	34.30	34.28	34.48	34.47	34.27	34.23
	34.22	34.42	34.37	34.44	34.52	34.36	34.44	34.26
	34.77	34.24	34.46	34.38	34.18	33.54		
14 *Katrina Bellio	15	Etobicoke Swim Club	16:43.66	17:07.86				
r:+0.67	30.89	33.60	34.14	34.37	34.70	34.24	34.27	34.22
	34.30	34.57	34.19	34.12	34.34	34.49	34.50	34.61
	34.48	34.44	34.41	34.69	34.70	34.64	34.57	34.33
	34.66	34.61	34.49	34.50	34.23	33.56		



MARRIOTT
BONVOY



Neptune-Benson
EVOQUA



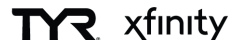
TYR xfinity

2019-20 TYR Pro Swim Series #2 Knoxville - 1/16/2020 to 1/19/2020

Results

(Event 21 Women 1500 LC Meter Freestyle)

Name	Age	Team	Seed Time	Finals Time
15 Clare Vetkoetter	16	Texas Ford Aquatics	17:05.08	17:09.44
r:+0.82 31.13 33.36 34.17	34.29 34.37 34.28	34.12 34.31		
34.32 34.40 34.31	34.53 34.58 34.58	34.47 34.64		
34.83 34.62 34.43	34.69 34.74 34.63	34.79 34.48		
34.87 34.60 34.72	34.41 34.45 33.32			
16 *Maria Yegres Cottin	14	SCLN - Venezuela	17:18.88	17:14.38
r:+0.72 31.86 34.46 34.72	34.74 34.80 34.82	35.01 34.84		
35.09 34.81 34.52	34.28 34.74 34.44	34.51 34.23		
34.48 34.38 34.62	34.34 34.33 34.42	34.99 34.48		
34.82 34.47 34.92	34.54 34.50 33.22			
17 Mercedes Traba	16	Sarasota Sharks	16:46.02Y	17:21.76
r:+0.73 31.87 34.49 34.78	34.48 34.88 34.96	34.82 35.06		
35.07 34.88 34.84	34.96 34.86 35.05	34.86 34.99		
34.97 35.00 34.90	34.92 35.26 35.09	34.82 35.09		
35.11 35.12 35.17	34.76 33.72 32.98			
18 Sophia Knapp	15	Tide Swimming	17:31.13	17:23.13
r:+0.73 31.77 34.73 34.52	34.71 34.88 34.75	35.38 34.62		
34.81 35.04 35.23	34.75 34.83 34.89	34.92 34.83		
35.09 35.02 35.06	34.78 35.17 35.05	35.06 34.95		
35.11 35.30 35.01	35.15 34.69 33.03			
19 *Maria Alvarez	30	Tennessee Aquatics	17:11.21	17:28.26
r:+0.63 31.67 34.28 34.70	34.38 34.63 34.40	34.71 34.71		
34.81 34.79 34.83	34.80 35.08 35.02	34.93 35.01		
35.24 35.20 35.64	35.61 35.56 35.59	35.59 35.65		
35.53 35.48 35.48	35.55 35.28 34.11			
20 Hannah Cech	17	Lakota Family YMCA Stingrays	17:25.39	17:33.32
r:+0.74 31.53 33.79 34.06	34.77 34.41 34.90	34.78 34.79		
35.37 35.14 34.92	35.49 35.44 35.22	35.50 35.40		
35.46 35.25 35.68	35.43 35.54 36.00	35.35 35.05		
35.82 36.09 35.78	35.59 36.37 34.40			
21 *Kyla Ross	18	Swimming Canada	17:11.03	17:43.18
r:+0.64 30.99 33.98 34.38	34.91 34.58 35.07	35.08 35.16		
35.39 35.80 35.48	35.72 35.68 36.13	35.90 36.02		
36.17 36.22 35.94	36.06 36.05 36.20	35.86 35.88		
35.98 35.95 35.99	35.96 35.60 35.05			
22 Alicia Davie	17	Sarasota Sharks	17:16.13	17:52.57
r:+0.57 31.86 33.73 34.44	34.49 35.08 34.89	35.28 35.30		
35.86 35.89 36.05	36.11 36.35 35.97	36.24 36.25		
36.72 36.31 36.37	36.28 36.68 36.32	36.17 35.91		
36.53 36.28 36.57	36.23 36.58 35.83			
--- *Summer McIntosh	13	Etobicoke Swim Club	16:50.17	DFS
Declared false start				
--- Claudia Chang	17	Aquajets Swim Team	17:18.04	DFS
Declared false start				



2019-20 - TYR Pro Swim Series #2 Knoxville - 1/16/2020 to 1/19/2020

Results

Event 22 Men 1500 LC Meter Freestyle

World: 14:31.02	W 8/4/2012	Yang Sun	CHN
American: 14:39.48	A 8/13/2016	Connor Jaeger	USA
U.S. Open: 14:45.54	O 7/6/2008	Peter Vanderkaay	Club Wolverine
Jr World: 14:46.09	J 8/25/2019	Franko Grgic	CRO
Pro Swim: 14:53.12	P 2016	Jordan Wilimovsky	
Pool: 15:16.19	P 1/9/2019	Anton O. Ipsen	WOLF
Trial Cut: 15:44.89	T		

Name	Age	Team	Seed Time	Finals Time				
1 Zane Grothe	27	Boulder City Henderson Swim Te	14:48.40	15:19.77 T				
r:+0.74	27.52	30.09	30.49	30.63	30.51	30.63	30.59	30.94
	30.67	30.86	30.60	30.62	30.89	30.67	31.23	31.05
	31.02	31.19	31.17	31.34	31.12	31.25	31.07	31.12
	30.98	31.01	30.73	30.70	30.18	28.90		
2 David Heron	24	Mission Viejo Nadadores	15:19.74	15:28.40 T				
r:+0.69	28.47	30.51	30.96	31.06	31.18	31.16	31.37	31.08
	31.28	31.36	31.44	31.06	31.30	31.02	31.43	30.95
	31.11	31.26	31.11	31.16	31.16	30.91	31.07	30.84
	31.10	30.92	30.92	30.95	30.56	29.70		
3 *Alexander Norgaard	19	Denmark	14:47.75	15:29.92				
r:+0.68	27.74	30.02	30.43	30.48	30.91	30.89	30.94	30.75
	30.88	30.85	31.10	31.02	31.59	31.61	31.57	31.60
	31.73	31.73	31.91	32.04	31.85	32.14	31.56	31.93
	31.77	31.10	30.89	30.64	30.18	28.07		
4 *Marcelo Acosta	23	Cardinal Aquatics	15:20.20	15:30.34				
r:+0.73	28.89	31.05	31.18	31.45	31.39	31.74	31.68	31.38
	31.61	31.34	31.29	31.25	31.27	31.23	31.30	31.38
	31.16	31.27	31.40	31.38	30.86	30.63	30.66	30.99
	31.09	30.81	30.72	30.65	30.11	29.18		
5 Dylan Becker	17	Sandpipers Of Nevada	15:28.31	15:36.63 T				
r:+0.68	28.34	30.59	30.87	31.28	30.97	31.09	31.04	31.43
	31.34	31.34	31.16	31.48	31.30	31.38	31.34	31.46
	31.32	31.47	31.44	31.38	31.44	31.49	31.49	31.66
	31.44	31.67	31.63	31.67	31.51	30.61		
6 *Stanford Li	17	Pointe-Claire Swim Club	15:56.62	15:38.86				
r:+0.68	28.39	30.36	31.32	31.44	31.52	31.81	31.63	31.63
	31.69	31.63	31.50	31.54	31.49	31.54	31.57	31.47
	31.65	31.72	31.53	31.94	31.77	31.98	31.53	31.60
	31.19	31.33	30.97	31.05	30.67	29.40		
7 Sawyer Grimes	18	Sandpipers Of Nevada	15:35.23	15:41.24 T				
r:+0.52	27.60	29.96	30.62	30.97	31.17	31.08	31.33	31.33
	31.52	31.52	31.46	31.72	31.55	31.79	31.82	31.78
	31.93	31.79	31.54	31.88	31.72	32.01	31.70	31.57
	32.08	32.09	31.77	31.77	31.60	30.57		
8 Eric Hedlin	26	Swimming Canada	15:07.18	15:42.13 T				
r:+0.71	29.19	31.43	31.20	31.28	31.79	31.49	31.30	31.70
	31.74	31.63	31.53	31.55	31.57	31.30	31.51	31.80
	31.62	31.74	31.56	31.64	31.56	31.50	31.53	31.70
	31.50	31.58	31.76	31.44	31.29	29.70		



MARRIOTT
BONVOY



Neptune-Benson
EVOQUA



TYR xfinity

2019-20 - TYR Pro Swim Series #2 Knoxville - 1/16/2020 to 1/19/2020

Results

(Event 22 Men 1500 LC Meter Freestyle)

Name	Age	Team	Seed Time	Finals Time			
9 Sam Rice	23	Tennessee Aquatics	15:44.59	15:48.21			
r:+0.69 28.29	30.98	31.18	31.40	31.29	31.48	31.46	31.67
31.65	31.73	31.35	31.67	31.64	31.71	31.84	31.86
31.86	32.01	32.13	31.96	31.95	31.95	32.06	31.71
32.18	31.91	32.17	31.95	31.90	31.27		
10 Taylor Abbott	21	University Of Tennessee	15:26.79	15:51.03			
r:+0.71 28.61	30.75	31.37	31.34	31.21	31.59	31.16	31.37
31.23	31.63	31.15	31.37	31.56	31.93	31.68	32.15
32.19	32.39	32.17	32.48	32.16	32.67	32.31	32.49
32.25	32.66	32.32	32.49	31.56	30.79		
11 Owen Lloyd	18	North Carolina Aquatic Club	15:40.57	15:57.42			
r:+0.80 29.66	32.62	32.85	32.81	32.50	32.51	32.25	32.44
32.16	32.35	31.86	32.06	31.50	31.83	31.49	32.00
31.84	31.72	31.81	31.86	32.04	31.89	32.22	31.77
31.96	31.62	32.48	31.14	31.91	30.27		
12 Sam Oliver	17	Snow Swimming	15:48.94	15:58.10			
r:+0.77 28.88	31.58	31.84	31.80	31.62	31.91	31.90	32.24
32.08	32.11	32.28	32.06	31.82	32.38	31.94	32.08
32.28	31.87	32.28	32.51	31.96	32.28	32.22	32.71
32.55	31.94	32.50	31.87	32.09	30.52		
13 Dare Rose	17	Scarlet Aquatics	15:50.75	15:58.26			
r:+0.65 28.24	31.05	31.28	31.34	31.49	31.64	31.91	31.96
31.85	32.17	32.38	32.55	32.40	32.76	32.44	32.52
32.54	32.77	32.16	32.33	32.18	32.68	32.33	32.39
32.18	32.02	32.15	31.96	31.63	30.96		
14 *Peter Brothers	23	University of Calgary Swim Clu	15:27.16	16:01.72			
r:+0.71 28.16	30.19	31.40	31.55	31.95	32.23	32.37	32.47
32.57	32.59	32.61	32.73	32.41	32.58	32.76	33.05
32.83	32.96	32.79	33.03	32.54	32.37	32.36	32.17
32.02	32.15	31.42	32.08	31.29	30.09		
15 Blake Simpson	18	Santa Maria Swim Club	15:49.48	16:02.05			
r:+0.74 28.72	31.20	31.50	31.77	31.89	31.44	31.62	31.88
32.96	31.73	32.59	31.68	32.69	32.44	32.55	32.30
32.41	32.46	31.34	32.40	32.48	32.81	32.41	32.88
32.87	32.23	32.62	32.12	32.34	31.72		
16 Liam Custer	15	Sarasota Sharks	15:36.07Y	16:04.32			
r:+0.71 29.43	31.78	32.28	32.22	32.20	32.32	32.42	32.65
32.48	32.50	32.30	32.39	32.14	32.38	32.24	32.44
32.03	32.42	32.20	32.58	32.15	32.50	32.17	32.42
32.27	32.49	32.14	32.06	31.60	31.12		
17 *Eric Brown	17	Pointe-Claire Swim Club	15:42.53	16:04.98			
r:+0.73 28.47	31.06	31.86	31.76	32.29	31.86	32.41	32.31
32.46	32.06	32.18	32.11	32.35	32.11	32.38	32.41
32.75	32.79	32.53	32.73	32.39	32.49	32.40	32.56
32.86	32.64	32.98	32.52	32.14	31.12		



2019-20 - TYR Pro Swim Series #2 Knoxville - 1/16/2020 to 1/19/2020

Results

(Event 22 Men 1500 LC Meter Freestyle)

Name	Age	Team	Seed Time	Finals Time				
18 Stuart Higdon	16	Area Tallahassee Aquatic Club	16:13.08	16:06.00				
r:+0.72	29.20	31.89	32.24	32.44	32.48	32.52	32.48	32.70
	32.61	32.46	32.46	32.29	32.36	32.33	32.58	32.52
	32.45	32.47	32.54	32.27	32.45	31.93	32.28	32.21
	32.28	31.99	32.22	32.22	32.48	30.65		
19 Parker Reynolds	15	Santa Maria Swim Club	15:41.73	16:06.89				
r:+0.71	28.78	31.48	32.07	31.78	32.73	32.02	32.53	32.49
	32.59	32.36	32.23	32.59	32.54	32.68	32.41	32.67
	32.14	32.64	32.26	33.06	32.55	32.99	32.89	32.66
	32.14	32.62	32.14	32.21	31.40	31.24		
20 Logan Zucker	16	SwimMAC Carolina	15:47.63	16:07.48				
r:+0.68	29.20	31.50	31.67	32.37	32.18	32.47	32.54	32.66
	32.47	32.60	32.52	32.66	32.51	32.74	32.65	32.61
	32.57	32.78	32.54	33.11	32.68	33.08	32.49	32.59
	32.09	32.62	32.06	32.20	30.72	30.60		
21 Ben Cote	16	Saint Petersburg Aquatics	16:01.60	16:13.29				
r:+0.69	29.28	31.83	32.88	33.09	32.35	32.48	32.87	32.62
	32.73	32.56	32.55	32.65	32.75	32.77	32.90	32.46
	32.80	32.40	32.85	32.61	32.68	32.53	32.66	32.76
	32.53	32.73	32.59	32.61	32.27	30.50		
22 Cooper Lucas	14	Lakeside Aquatic Club	15:57.07	16:13.55				
r:+0.69	28.78	32.38	32.05	32.37	32.48	32.63	32.44	32.66
	32.77	32.96	32.49	32.85	32.56	32.70	32.95	32.63
	32.86	32.63	32.83	32.83	32.79	33.08	32.55	32.98
	32.29	32.96	32.65	32.59	32.16	30.65		
23 Ethan Sanders	20	University Of Tennessee	16:13.57	16:15.10				
r:+0.70	27.29	30.28	31.67	32.05	32.12	31.96	32.21	32.80
	32.34	32.10	32.52	32.97	32.85	32.98	33.62	33.42
	32.47	33.08	33.64	32.84	32.85	33.53	33.44	33.25
	33.39	33.63	32.97	33.47	32.21	31.15		
24 *Kareem Mohammed	19	Regina Optimist Dolphins Swim	16:10.05	16:16.45				
r:+0.63	28.78	31.15	31.86	31.90	32.16	32.28	32.72	32.72
	33.03	32.51	32.62	32.55	32.78	32.75	33.00	32.84
	32.84	32.69	32.95	33.06	33.29	33.11	32.81	33.17
	33.14	33.02	33.04	32.99	32.51	32.18		
25 Jack Vandeußen	18	Bolles School Sharks	15:43.17	16:17.03				
r:+0.71	28.92	31.40	31.86	32.38	32.54	32.70	32.67	32.70
	32.61	32.79	32.88	32.96	32.84	33.44	32.69	32.79
	32.85	33.05	33.04	32.84	32.63	32.95	32.79	33.01
	32.83	33.05	32.96	33.03	32.31	31.52		
26 James Don	17	Scarlet Aquatics	16:06.48	16:19.34				
r:+0.65	30.04	32.33	32.38	32.92	32.80	33.35	33.14	33.61
	33.13	33.35	33.41	33.35	33.36	33.01	33.15	33.02
	32.78	32.55	32.53	32.56	32.55	32.37	32.58	32.26
	32.51	32.02	32.54	32.12	32.26	31.36		



2019-20 - TYR Pro Swim Series #2 Knoxville - 1/16/2020 to 1/19/2020

Results

(Event 22 Men 1500 LC Meter Freestyle)

Name	Age	Team	Seed Time	Finals Time				
27 Andrew Taylor	15	Tampa Bay Aquatic Club	16:15.62	16:22.03				
r:+0.71	29.49	31.89	32.99	32.92	33.44	32.91	33.21	32.94
	32.88	33.06	33.30	32.84	33.06	33.29	33.21	32.80
	33.21	32.96	33.21	32.83	32.67	32.94	32.89	32.67
	32.32	32.31	32.66	32.43	32.59	32.11		
28 Peter Bretzmann	16	North Carolina Aquatic Club	16:20.74	16:25.79				
r:+0.68	29.77	32.11	32.84	32.86	33.04	32.86	33.15	33.00
	33.42	32.86	32.91	32.53	33.22	32.80	32.82	32.92
	32.92	33.10	33.27	33.07	32.94	32.92	33.34	32.81
	33.18	33.26	33.51	33.23	33.28	31.85		
29 Stuart Pluskaitis	19	Snow Swimming	16:00.29	16:30.74				
r:+0.74	29.50	32.29	32.61	32.88	32.55	33.37	32.54	32.67
	32.33	32.45	32.41	32.92	32.82	33.05	32.78	33.36
	33.15	33.21	33.68	33.54	33.69	33.31	33.72	33.52
	33.75	33.75	33.92	33.84	33.86	33.27		
30 Aj Sheppard	17	Clovis Swim Club	15:42.26Y	16:31.87				
r:+0.75	29.28	32.34	32.63	32.87	32.95	33.05	33.39	33.21
	33.36	33.20	32.98	33.24	33.07	33.24	33.46	33.36
	33.30	33.18	33.54	33.44	33.50	33.46	33.53	33.79
	33.64	33.26	33.69	33.60	32.87	31.44		
31 Ryan Staunch	17	Swim Florida	16:13.51	16:32.81				
r:+0.74	29.29	31.65	32.79	32.71	32.75	32.81	33.13	32.85
	33.03	33.13	33.24	33.09	33.42	33.11	33.53	33.29
	33.42	33.21	33.85	33.63	33.74	33.81	33.80	33.74
	33.72	33.58	33.70	33.71	33.01	32.07		
32 *Rafael Ponce De Leon	19	Bolles School Sharks	15:37.57Y	16:34.02				
r:+0.74	28.69	31.69	32.52	32.47	32.79	32.96	32.44	32.18
	32.72	32.44	32.56	32.72	33.15	33.56	34.16	34.66
	35.10	33.85	34.00	33.82	34.72	35.06	35.37	34.44
	33.59	34.72	34.88	31.74	30.91	30.11		
33 Tristan McFarland	17	Univ of Denver Hilltoppers	16:23.53	16:42.81				
r:+0.69	30.39	32.55	33.01	33.57	34.04	34.11	33.72	33.25
	33.48	33.12	33.34	33.05	33.35	32.93	33.50	33.56
	33.82	33.93	33.76	33.92	33.70	33.93	33.65	33.79
	33.69	33.82	33.82	34.33	33.45	32.23		
34 Jacob Pishko	16	Bolles School Sharks	16:14.42	16:47.61				
r:+0.64	29.38	31.82	32.29	32.36	32.70	33.06	33.38	33.73
	33.71	34.00	34.15	34.14	34.10	34.04	34.09	34.26
	33.95	33.96	34.12	34.19	34.10	34.52	34.26	34.28
	34.27	33.91	34.34	33.85	33.88	32.77		
35 Ike Atkinson	18	SwimMAC Carolina	15:43.97Y	17:02.45				
r:+0.77	28.57	31.50	32.66	33.12	33.24	32.69	32.35	33.18
	34.18	34.49	35.23	35.53	35.09	34.86	34.86	35.32
	34.05	35.14	34.67	35.30	33.93	35.22	34.59	35.49
	35.30	35.54	34.63	34.05	34.66	33.01		



2019-20 - TYR Pro Swim Series #2 Knoxville - 1/16/2020 to 1/19/2020

Results

(Event 22 Men 1500 LC Meter Freestyle)

Name	Age	Team	Seed Time	Finals Time
36 Owen Ngan	16	Unattached LOSC	16:24.21	17:28.10
r:+0.69	30.97	33.45	33.96	34.78
	34.64	34.89	35.36	35.73
	35.12	35.78	34.90	35.22
	35.35	35.19	35.02	35.32
	34.49	35.28	34.51	35.35
	34.47	35.26	35.22	35.59
	35.56	35.74	35.27	35.57
	35.21	34.90		

Event 23 Women 200 LC Meter IM

World:	2:06.12	W	8/3/2015	Katinka Hosszu	HUN
American:	2:06.15	A	7/27/2009	Ariana Kukors	USA
U.S. Open:	2:08.32	O	7/29/2018	Kathleen Baker	Team Elite-NC
Jr World:	2:09.94	J	6/9/2019	Kaylee McKeown	AUS
Pro Swim:	2:08.66	P	2015	Katinka Hosszu	
Pool:	2:09.88	P	1/19/2020	Madisyn Cox	Longhorn Aquatic
Trial Cut:	2:17.39	T			

Name	Age	Team	Prelim Time	Finals Time
A - Final				
1 Madisyn Cox	24	Longhorn Aquatics	2:13.51	2:09.88 P
r:+0.66	28.80	33.79	37.08	30.21
2 Alex Walsh	18	Nashville Aquatic Club	2:14.58	2:10.38 T
r:+0.76	28.35	33.08	38.31	30.64
3 Melanie Margalis	28	Saint Petersburg Aquatics/Georgia	2:13.32	2:10.42 T
r:+0.67	28.76	34.22	37.10	30.34
4 Meghan Small	21	University Of Tennessee	2:13.33	2:11.88 T
r:+0.66	28.34	34.38	37.45	31.71
5 Phoebe Bacon	17	Nation's Capital Swim Club	2:16.95	2:14.87 T
r:+0.69	28.42	33.96	40.32	32.17
6 *Tess Cieplucha	21	University Of Tennessee	2:15.32	2:16.09
r:+0.77	29.30	35.14	39.59	32.06
7 Megan Kingsley	23	Athens Bulldog Swim Club/Georgia	2:16.78	2:18.05
r:+0.68	29.04	34.67	42.12	32.22
8 Meaghan Raab	23	Nashville Aquatic Club/UGA	2:16.82	2:19.24
r:+0.75	30.00	36.09	39.80	33.35
B - Final				
9 *Danielle Hanus	21	Swimming Canada	2:18.68	2:15.92
r:+0.72	28.96	34.10	41.14	31.72
10 Alexis Yager	21	University Of Tennessee	2:17.96	2:16.37 T
r:+0.68	29.50	36.38	38.40	32.09
11 Trude Rothrock	20	University Of Tennessee	2:18.24	2:17.03 T
r:+0.64	28.56	35.48	40.89	32.10
12 Danika Katzer	19	University Of Tennessee	2:18.65	2:18.45
r:+0.67	29.62	34.44	41.20	33.19
13 Kate McCarville	16	Springfield Aquatics	2:19.15	2:18.55
r:+0.67	29.11	35.68	41.85	31.91
14 Mariah Denigan	16	Lakeside Swim Team	2:20.08	2:19.88
r:+0.69	30.80	35.12	41.98	31.98
15 Hannah Ownbey	18	Y-Spartaquatics Swim Club	2:19.37	2:20.13
r:+0.69	30.45	35.22	41.49	32.97



2019-20 - TYR Pro Swim Series #2 Knoxville - 1/16/2020 to 1/19/2020

Results

B - Final ... (Event 23 Women 200 LC Meter IM)

Name	Age	Team	Prelim Time	Finals Time
16 Bailey Bonnett	21	Kentucky Aquatics	2:19.62	2:21.25
r:+0.62 30.14 37.86 39.44	33.81			

C - Final

17 *Summer McIntosh	13	Etobicoke Swim Club	2:21.86	2:18.42
r:+0.69 29.70 34.61 42.10	32.01			
18 *Jamie Yeung	22	Club Wolverine/Hong Kong	2:21.39	2:19.22
r:+0.65 29.98 37.38 39.58	32.28			
19 Rosie Murphy	15	Sierra Marlins Swim Team	2:20.23	2:19.66
r:+0.52 30.06 34.91 41.97	32.72			
20 *Ella Jansen	14	Etobicoke Swim Club	2:21.93	2:20.38
r:+0.77 30.10 35.90 42.24	32.14			
21 Annika Wagner	17	NASA Wildcat Aquatics	2:21.60	2:21.00
r:+0.70 30.42 38.19 41.01	31.38			
22 *Helena Rosendahl Bach	19	Denmark	2:20.11	2:21.02
r:+0.83 29.78 36.55 43.36	31.33			
23 *Emma O'Croinin	16	Edmonton Keyano Swim Club	2:22.20	2:21.48
r:+0.76 29.37 34.92 44.63	32.56			
24 Julimar Avila	22	Unattached	2:21.11	2:22.43
r:+0.72 29.57 37.47 41.96	33.43			

D - Final

25 Gracie Weyant	14	Sarasota Sharks	2:23.37	2:20.39
r:+0.62 30.86 36.22 41.04	32.27			
26 Annabel Crush	17	Lakeside Swim Team	2:23.81	2:21.14
r:+0.75 30.58 35.35 42.69	32.52			
27 Bridget McGann	13	Delta Aquatics	2:23.83	2:22.77
r:+0.79 30.30 37.46 41.93	33.08			
28 Danielle Herrmann	32	Clovis Swim Club	2:24.50	2:22.92
r:+0.68 29.79 38.36 40.80	33.97			
*29 Emily Sykes	21	University Of Tennessee	2:22.22	2:23.33
r:+0.71 30.57 36.66 40.82	35.28			
*29 Madison Graham	22	University Of Tennessee	2:24.03	2:23.33
r:+0.70 30.70 37.45 41.51	33.67			
31 Kirsti McEnroe	15	Y-Spartaquatics Swim Club	2:24.29	2:24.07
r:+0.72 30.85 35.65 44.74	32.83			
32 Sydney Stricklin	17	Club Wolverine	2:24.52	2:25.51
r:+0.68 30.05 36.72 45.19	33.55			



MARRIOTT
BONVOY



Neptune-Benson
EVOQUA

OMEGA



TYR xfinity

2019-20 - TYR Pro Swim Series #2 Knoxville - 1/16/2020 to 1/19/2020

Results

Event 23 Women 200 LC Meter IM

World:	2:06.12	W	8/3/2015	Katinka Hosszu	HUN
American:	2:06.15	A	7/27/2009	Ariana Kukors	USA
U.S. Open:	2:08.32	O	7/29/2018	Kathleen Baker	Team Elite-NC
Jr World:	2:09.94	J	6/9/2019	Kaylee McKeown	AUS
Pro Swim:	2:08.66	P	2015	Katinka Hosszu	
Pool:	2:09.88	P	1/19/2020	Madisyn Cox	Longhorn Aquatic
Trial Cut:	2:17.39	T			

Name	Age	Team	Seed Time	Prelim Time
Preliminaries				
1 Melanie Margalis	28	Saint Petersburg Aquatics/Georgia	2:08.91	2:13.32 T q
r:+0.69 28.89 33.92 38.12 32.39				
2 Meghan Small	21	University Of Tennessee	2:11.36	2:13.33 T q
r:+0.64 29.26 34.61 38.19 31.27				
3 Madisyn Cox	24	Longhorn Aquatics	2:10.00	2:13.51 T q
r:+0.70 29.60 35.07 38.15 30.69				
4 Alex Walsh	18	Nashville Aquatic Club	2:11.24	2:14.58 T q
r:+0.80 29.03 33.62 39.29 32.64				
5 *Tess Cieplucha	21	University Of Tennessee	2:13.78	2:15.32 q
r:+0.75 29.19 35.24 38.99 31.90				
6 Megan Kingsley	23	Athens Bulldog Swim Club/Georgia	2:14.31	2:16.78 T q
r:+0.69 28.79 34.89 40.91 32.19				
7 Meaghan Raab	23	Nashville Aquatic Club/UGA	2:13.33	2:16.82 T q
r:+0.75 29.66 35.92 39.30 31.94				
8 Phoebe Bacon	17	Nation's Capital Swim Club	2:14.51	2:16.95 T q
r:+0.68 28.89 35.05 40.46 32.55				
9 Alexis Yager	21	University Of Tennessee	2:16.69	2:17.96 q
r:+0.74 30.00 35.93 39.57 32.46				
10 Trude Rothrock	20	University Of Tennessee	2:20.74	2:18.24 q
r:+0.66 28.88 35.66 41.14 32.56				
11 Danika Katzer	19	University Of Tennessee	2:15.69	2:18.65 q
r:+0.71 29.83 34.81 40.62 33.39				
12 *Danielle Hanus	21	Swimming Canada	2:15.20	2:18.68 q
r:+0.71 29.20 35.37 41.56 32.55				
13 Kate McCarville	16	Springfield Aquatics	2:17.35	2:19.15 q
r:+0.66 29.20 36.22 41.63 32.10				
14 Hannah Ownbey	18	Y-Spartaquatics Swim Club	2:17.38	2:19.37 q
r:+0.70 30.13 35.15 40.84 33.25				
15 Bailey Bonnett	21	Kentucky Aquatics	2:16.60	2:19.62 q
r:+0.67 30.27 36.60 39.82 32.93				
16 Mariah Denigan	16	Lakeside Swim Team	2:21.97	2:20.08 q
r:+0.68 31.41 35.17 41.92 31.58				
17 *Helena Rosendahl Bach	19	Denmark	2:20.17	2:20.11 q
r:+0.84 29.82 35.92 42.74 31.63				
18 Bella Sims	14	Sandpipers Of Nevada	2:16.96	2:20.14 q
r:+0.61 29.44 35.65 44.17 30.88				
19 Rosie Murphy	15	Sierra Marlins Swim Team	2:19.09	2:20.23 q
r:+0.66 30.43 35.44 42.23 32.13				



MARRIOTT
BONVOY



Neptune-Benson
EVOQUA



TYR xfinity

2019-20 - TYR Pro Swim Series #2 Knoxville - 1/16/2020 to 1/19/2020

Results

Preliminaries ... (Event 23 Women 200 LC Meter IM)

Name	Age	Team	Seed Time	Prelim Time	
20 *Laura Morley r:+0.73 30.80 37.40 39.17	23	Bahamas Swimming Federation	2:18.54	2:20.37	q
21 Olivia McMurray r:+0.78 30.06 36.05 41.82	16	Swim Florida	2:17.07	2:20.74	q
22 Zoe Thatcher r:+0.77 30.26 34.73 42.80	23	Savannah Swim Team	2:20.71	2:20.91	q
23 Julimar Avila r:+0.67 29.53 36.52 42.21	22	Unattached	2:20.93	2:21.11	q
24 *Bailey Andison r:+0.68 30.18 36.71 41.46	22	Mission Viejo Nadadores	2:11.33	2:21.35	q
25 *Jamie Yeung r:+0.68 30.73 38.08 39.35	22	Club Wolverine/Hong Kong	2:17.63	2:21.39	q
26 Annika Wagner r:+0.68 30.51 38.56 40.85	17	NASA Wildcat Aquatics	2:16.24	2:21.60	q
27 Gretchen Walsh r:+0.80 29.13 35.89 42.41	16	Nashville Aquatic Club	2:15.67	2:21.85	q
28 *Summer McIntosh r:+0.68 30.26 35.33 43.52	13	Etobicoke Swim Club	2:18.82	2:21.86	q
29 *Ella Jansen r:+0.67 30.46 36.05 42.65	14	Etobicoke Swim Club	2:22.80	2:21.93	q
30 Gillian Davey r:+0.70 30.79 37.60 39.25	18	Unattached U of Kentucky	2:15.94	2:21.96	q
31 *Emma O'Croinin r:+0.67 29.66 35.72 44.55	16	Edmonton Keyano Swim Club	2:20.40	2:22.20	q
32 Emily Sykes r:+0.75 30.54 36.33 40.41	21	University Of Tennessee	2:20.97	2:22.22	q
33 Gigi Johnson r:+0.71 30.22 36.58 42.14	15	SwimAtlanta	2:18.01	2:22.34	
34 Ellie Waldrep r:+0.58 30.63 34.87 43.00	17	Baylor Swim Club	2:21.34	2:22.63	
35 Alex Massey r:+0.70 29.48 36.00 44.01	18	Unattached NAC	2:18.60	2:22.85	
36 Gracie Weyant r:+0.71 30.89 37.10 42.32	14	Sarasota Sharks	2:19.44	2:23.37	
37 Annabel Crush r:+0.78 31.09 36.40 43.58	17	Lakeside Swim Team	2:20.16	2:23.81	
38 Bridget McGann r:+0.68 30.39 38.35 42.00	13	Delta Aquatics	2:24.70	2:23.83	
39 Brynn Curtis r:+0.76 31.57 39.02 39.73	18	York Swim Club	2:25.70	2:23.96	
40 Madison Graham r:+0.70 31.49 37.17 41.82	22	University Of Tennessee	2:02.54Y	2:24.03	
41 *Xiaoyun Guan r:+0.71 31.70 37.24 41.59	16	Chena Swim Club	2:21.86	2:24.22	
42 Kirsti McEnroe r:+0.73 30.81 36.10 43.99	15	Y-Spartaquatics Swim Club	2:00.96Y	2:24.29	



2019-20 - TYR Pro Swim Series #2 Knoxville - 1/16/2020 to 1/19/2020

Results

Preliminaries ... (Event 23 Women 200 LC Meter IM)

Name	Age	Team	Seed Time	Prelim Time
43 Laura Davis r:+0.76 31.37 36.69 42.37	17	SwimMAC Carolina	2:24.96	2:24.31
44 Danielle Herrmann r:+0.66 30.10 39.68 40.61	32	Clovis Swim Club	2:00.59 Y	2:24.50
*45 Sydney Stricklin r:+0.68 30.19 35.85 44.92	17	Club Wolverine	2:21.62	2:24.52
*45 Emme Nelson r:+0.74 31.36 36.47 41.88	18	SwimMAC Carolina	2:21.24	2:24.52
47 Hannah Bellard r:+0.79 29.94 37.30 45.05	14	Club Wolverine	2:06.76 Y	2:24.70
48 Madeline Menkhaus r:+0.76 30.87 36.47 43.89	16	SwimMAC Carolina	2:23.70	2:24.76
49 Hayden Miller r:+0.76 31.08 37.05 43.87	15	Cypress Fairbanks Swim Club	2:08.07 Y	2:24.94
50 Paige Kuwata r:+0.68 30.93 36.20 44.70	15	Sandpipers Of Nevada	2:20.57	2:24.97
51 Chase Davison r:+0.66 31.31 37.74 42.84	15	Univ of Denver Hilltoppers	2:21.29	2:25.08
52 Allison Martin r:+0.79 30.55 36.10 45.30	17	The Fish	2:25.16	2:25.24
53 Morgan Gore r:+0.73 30.69 37.06 43.65	15	Sierra Marlins Swim Team	2:23.35	2:25.37
54 Amanda Witkus r:+0.69 30.91 37.76 43.45	15	Greenwood Swimming	2:23.89	2:25.58
55 Emily Lenihan r:+0.73 29.77 36.50 45.60	17	Lakeside Swim Team	2:18.97	2:25.60
56 *Jade Lo r:+0.70 31.16 38.18 41.73	15	Etobicoke Swim Club	2:21.73	2:25.97
57 Mckenna Stone r:+0.69 30.04 39.01 43.57	16	Fox Valley Swim Team	2:19.87	2:26.24
58 *Desirae Mangaoang r:+0.63 31.32 39.26 41.59	17	SwimMAC Carolina	2:24.88	2:26.29
59 Emma Weber r:+0.74 30.16 39.04 42.30	16	Univ of Denver Hilltoppers	2:22.47	2:26.31
60 Elizabeth Sowards r:+0.61 31.04 37.26 45.44	16	SwimMAC Carolina	2:23.42	2:26.39
61 Jordyn Libler r:+0.62 31.12 39.03 41.53	16	Club Wolverine	2:24.33	2:26.48
62 Kylie Yoder r:+0.70 30.33 35.61 46.26	16	SwimMAC Carolina	2:22.14	2:26.54
63 Ava Yandle r:+0.72 30.25 37.35 44.84	16	SwimMAC Carolina	2:04.55 Y	2:26.57
64 Aubree Brouwer r:+0.72 31.15 39.46 41.47	16	Springfield Aquatics	2:25.10	2:26.72
65 Grace Rainey r:+0.77 31.18 39.69 42.08	15	SwimMAC Carolina	2:20.29	2:26.90



MARRIOTT
BONVOY



Neptune-Benson
EVOQUA



TYR xfinity

2019-20 - TYR Pro Swim Series #2 Knoxville - 1/16/2020 to 1/19/2020

Results

Preliminaries ... (Event 23 Women 200 LC Meter IM)

Name	Age	Team	Seed Time	Prelim Time
66 Maxine Parkinson r:+0.68 30.44 38.93 43.19 34.35	17	Delta Aquatics	2:21.92	2:26.91
67 Mary Martin r:+0.71 32.00 37.70 42.10 35.17	16	Greater Des Moines YMCA	2:24.54	2:26.97
68 *Olivia Brendzan r:+0.65 31.78 36.37 44.99 34.32	16	Edmonton Keyano Swim Club	2:23.03	2:27.46
69 Rhianna Hensler r:+0.73 30.92 37.32 45.24 34.28	18	Club Wolverine	2:06.11Y	2:27.76
70 Olivia Peoples r:+0.56 29.53 41.37 42.72 34.92	16	Bolles School Sharks	2:03.17Y	2:28.54
71 Casey Chung r:+0.71 31.66 37.41 44.94 35.01	18	Club Wolverine	2:26.12	2:29.02
72 Kelly Wetteland r:+0.67 31.32 38.67 43.26 35.95	15	Prime Aquatics	2:07.80Y	2:29.20
73 Sophia Bradac r:+0.73 31.17 40.65 42.09 35.70	18	Univ of Denver Hilltoppers	2:04.61Y	2:29.61
74 Audrey Richardson r:+0.74 32.06 36.86 45.78 35.23	17	NASA Wildcat Aquatics	2:21.70	2:29.93
*75 Lauren Barakey r:+0.73 32.13 40.52 42.60 36.35	17	Tide Swimming	2:24.18	2:31.60
*75 Susan Mumford r:+0.71 31.46 37.12 47.88 35.14	17	SwimMAC Carolina	2:07.50Y	2:31.60
--- Katrina Konopka Declared false start - Misc	22	North Carolina Aquatic Club	2:23.16	DFS
--- Emily Escobedo	24	Condors Swim Club of Clarkstow	2:14.84	NS
--- Madeline Banic	22	Tennessee Aquatics	2:00.88Y	NS
--- Mallory Beil	19	University Of Tennessee	2:02.59Y	NS

Event 24 Men 200 LC Meter IM

World:	1:54.00	W	7/28/2011	Ryan Lochte	USA
American:	1:54.00	A	7/28/2011	Ryan Lochte	USA
U.S. Open:	1:54.56	O	7/10/2009	Ryan Lochte	Daytona Beach
Jr World:	1:57.06	J	7/27/2017	Qin Haiyang	CHN
Pro Swim:	1:56.32	P	2012	Michael Phelps	
Pool:	1:57.68	P	1/9/2019	Chase T. Kalisz	ABSC
Trial Cut:	2:04.09	T			

Name	Age	Team	Prelim Time	Finals Time
A - Final				
1 Carson Foster r:+0.64 25.80 29.93 35.13 28.64	18	Mason Manta Rays	2:01.80	1:59.50T
2 Will Licon r:+0.68 26.41 30.44 34.04 29.32	25	Longhorn Aquatics	2:02.45	2:00.21T
3 Sam Stewart r:+0.67 26.35 30.08 34.82 29.19	22	Unattached	2:02.85	2:00.44T
4 Jarod Arroyo r:+0.66 26.20 31.78 33.77 29.16	19	Pitchfork Aquatics	2:03.10	2:00.91T



2019-20 - TYR Pro Swim Series #2 Knoxville - 1/16/2020 to 1/19/2020

Results

A - Final ... (Event 24 Men 200 LC Meter IM)

Name	Age	Team	Prelim Time	Finals Time
5 *Norbert Szabo Szabo r:+0.60 25.62 30.88 35.46 30.52	24	Unattached PRVT	2:02.73	2:02.48
6 Nicolas Fink r:+0.72 26.95 32.57 34.45 29.47	26	Athens Bulldog Swim Club/Georgia	2:04.43	2:03.44 T
7 Grant House r:+0.64 25.81 32.29 37.35 28.95	21	Sun Devil Swimming	2:04.70	2:04.40
8 *Mackenzie Darragh r:+0.68 26.54 32.17 36.43 29.80	26	Swimming Canada	2:04.50	2:04.94

B - Final

9 *Finlay Knox r:+0.65 25.79 31.71 35.52 29.28	19	Swimming Canada	2:04.91	2:02.30
10 *Tristan Cote r:+0.70 27.16 31.92 35.83 29.55	24	University of Calgary Swim Clu	2:05.91	2:04.46
11 *Jonathan Rutter r:+0.66 27.01 32.94 35.65 29.66	23	Unattached PRVT	2:06.90	2:05.26
12 *Munzy Kabbara r:+0.63 26.99 31.57 36.88 30.27	17	Lebanon/CFSC	2:07.06	2:05.71
13 *Josh Zakala r:+0.72 27.10 31.66 37.79 29.24	21	Swimming Canada	2:06.86	2:05.79
14 *Robert Hill r:+0.59 27.08 32.28 36.19 30.62	23	University of Calgary Swim Clu	2:05.36	2:06.17
15 Sean Swift r:+0.72 27.82 33.64 36.14 30.61	17	Sierra Marlins Swim Team	2:08.66	2:08.21
16 *Frederik Kamminga r:+0.68 27.56 32.85 36.69 31.89	21	Edmonton Keyano Swim Club	2:08.16	2:08.99

C - Final

17 *Brian Palaschuk r:+0.63 26.82 31.57 38.07 31.08	22	Regina Optimist Dolphins Swim	2:08.86	2:07.54
18 Luke Barr r:+0.66 27.28 34.16 37.02 29.45	16	Sarpy County Swim Club	2:09.35	2:07.91
19 Alexander Gusev r:+0.73 27.23 33.24 38.39 29.08	18	Sarasota Sharks	2:08.84	2:07.94
20 Zane Rosely r:+0.65 27.70 33.01 38.40 30.42	17	Club Wolverine	2:10.87	2:09.53
21 Alex Brehm r:+0.68 27.52 34.91 36.97 30.55	17	Lakeside Swim Team	2:10.88	2:09.95
22 Ethan Heasley r:+0.73 26.54 33.84 38.88 30.70	18	Hillsboro Swim Team	2:11.04	2:09.96
23 Aj Huskey r:+0.64 27.73 34.03 38.81 29.83	17	Columbia Swim Club	2:10.41	2:10.40
24 Nick Zito r:+0.76 27.31 35.64 36.68 32.13	25	Unattached FMC	2:09.81	2:11.76

D - Final

25 Sebastian Wolff r:+0.64 26.69 33.72 36.81 31.19	16	Univ of Denver Hilltoppers	2:11.63	2:08.41
26 Jack Anderson r:+0.69 27.17 33.25 38.63 29.89	16	Lakeside Swim Team	2:12.18	2:08.94



2019-20 TYR Pro Swim Series #2 Knoxville - 1/16/2020 to 1/19/2020

Results

D - Final ... (Event 24 Men 200 LC Meter IM)

Name	Age	Team	Prelim Time	Finals Time
27 Brett Champlin	19	University Of Tennessee	2:11.59	2:10.20
r:+0.73 27.95 33.84 36.49	31.92			
28 Conner Kang	18	Lakeside Swim Team	2:11.44	2:10.36
r:+0.60 27.37 33.82 37.86	31.31			
29 *Owen Devine	20	University Of Tennessee	2:11.62	2:11.33
r:+0.67 28.21 33.39 39.91	29.82			
30 Holden Smith	16	Race Pace Club - KY	2:11.87	2:11.62
r:+0.74 27.65 33.15 39.29	31.53			
31 Peter Bretzmann	16	North Carolina Aquatic Club	2:11.60	2:11.74
r:+0.70 28.09 35.75 37.57	30.33			
32 Bryar Long	22	Atomic City Aquatic Club	2:12.00	2:12.46
r:+0.64 28.16 35.53 37.26	31.51			

Event 24 Men 200 LC Meter IM

World:	1:54.00	W	7/28/2011	Ryan Lochte	USA
American:	1:54.00	A	7/28/2011	Ryan Lochte	USA
U.S. Open:	1:54.56	O	7/10/2009	Ryan Lochte	Daytona Beach
Jr World:	1:57.06	J	7/27/2017	Qin Haiyang	CHN
Pro Swim:	1:56.32	P	2012	Michael Phelps	
Pool:	1:57.68	P	1/9/2019	Chase T. Kalisz	ABSC
Trial Cut:	2:04.09	T			

Name	Age	Team	Seed Time	Prelim Time
Preliminaries				
1 Carson Foster	18	Mason Manta Rays	1:58.46	2:01.80 T q
r:+0.67 26.30 30.47 35.10	29.93			
2 Will Licon	25	Longhorn Aquatics	1:59.13	2:02.45 T q
r:+0.69 26.81 30.78 35.33	29.53			
3 *Norbert Szabo Szabo	24	Unattached PRVT	2:02.20	2:02.73 q
r:+0.65 26.17 31.71 35.81	29.04			
4 Sam Stewart	22	Unattached	1:59.45	2:02.85 T q
r:+0.67 26.59 30.53 36.08	29.65			
5 Jarod Arroyo	19	Pitchfork Aquatics	2:01.54	2:03.10 T q
r:+0.69 26.81 31.77 35.17	29.35			
6 Nicolas Fink	26	Athens Bulldog Swim Club/Georgia	2:02.93	2:04.43 q
r:+0.72 27.33 33.38 35.28	28.44			
7 *Mackenzie Darragh	26	Swimming Canada	2:00.94	2:04.50 q
r:+0.69 26.74 32.52 35.79	29.45			
8 Baylor Nelson	16	SwimMAC Carolina	2:04.00	2:04.68 q
r:+0.68 26.65 31.17 37.13	29.73			
9 Grant House	21	Sun Devil Swimming	2:00.05	2:04.70 q
r:+0.68 26.22 33.12 36.92	28.44			
10 *Finlay Knox	19	Swimming Canada	1:59.44	2:04.91 q
r:+0.70 26.52 32.24 36.41	29.74			
11 *Robert Hill	23	University of Calgary Swim Clu	2:01.70	2:05.36 q
r:+0.64 27.20 31.89 35.69	30.58			
12 *Tristan Cote	24	University of Calgary Swim Clu	2:03.09	2:05.91 q
r:+0.70 27.33 32.76 36.07	29.75			



2019-20 - TYR Pro Swim Series #2 Knoxville - 1/16/2020 to 1/19/2020

Results

Preliminaries ... (Event 24 Men 200 LC Meter IM)

Name	Age	Team	Seed Time	Prelim Time	
13 *Javier Acevedo	21	Ajax Aquatic Club	2:01.36	2:05.94	q
r:+0.68 26.51 31.35 37.71 30.37					
14 *Carlos Claverie	23	Cardinal Aquatics	2:04.32	2:05.99	q
r:+0.75 27.10 33.17 34.83 30.89					
15 *Josh Zakala	21	Swimming Canada	2:02.79	2:06.86	q
r:+0.76 27.25 32.46 37.49 29.66					
16 *Jonathan Rutter	23	Unattached PRVT	2:03.53	2:06.90	q
r:+0.69 27.43 33.77 35.91 29.79					
17 *Munzy Kabbara	17	Lebanon/CFSC	2:05.48	2:07.06	q
r:+0.65 27.18 32.03 37.22 30.63					
18 Conall Monahan	17	SwimMAC Carolina	2:08.19	2:07.58	q
r:+0.65 28.09 32.64 36.47 30.38					
19 Wyatt Davis	18	Carmel Swim Club	2:04.18	2:07.96	q
r:+0.74 27.24 32.28 39.52 28.92					
20 *Frederik Kamminga	21	Edmonton Keyano Swim Club	2:12.12	2:08.16	q
r:+0.68 27.49 32.87 35.77 32.03					
21 *Daniel Skaaning	26	Denmark	2:06.20	2:08.21	q
r:+0.62 28.04 33.30 36.62 30.25					
22 Sean Swift	17	Sierra Marlins Swim Team	2:08.80	2:08.66	q
r:+0.73 27.89 34.11 36.02 30.64					
23 Alexander Gusev	18	Sarasota Sharks	2:09.28	2:08.84	q
r:+0.68 27.43 33.43 38.13 29.85					
24 *Brian Palaschuk	22	Regina Optimist Dolphins Swim	2:03.80	2:08.86	q
r:+0.65 26.90 31.70 38.92 31.34					
25 Jonathan Affeld	17	Alto Swim Club	2:07.80	2:08.88	q
r:+0.68 26.58 32.98 38.64 30.68					
26 Evan McInerny	18	SwimAtlanta	2:09.24	2:09.16	q
r:+0.67 27.53 32.46 38.03 31.14					
27 *Mason Wilby	20	Kentucky Aquatics	2:06.91	2:09.28	q
r:+0.68 27.25 32.93 39.78 29.32					
28 Josh Zuchowski	15	Flood Aquatics Swim Team/TKA	2:05.58	2:09.32	q
r:+0.72 27.46 31.97 38.81 31.08					
29 Luke Barr	16	Sarpy County Swim Club	2:06.63	2:09.35	q
r:+0.66 27.62 34.82 37.26 29.65					
30 Evan McCormick	18	Sierra Marlins Swim Team	2:08.29	2:09.65	q
r:+0.66 28.09 34.16 36.14 31.26					
31 Lance Culjat	21	Empire KC Swim Club	1:50.33Y	2:09.66	q
r:+0.66 27.20 34.55 36.91 31.00					
32 Nick Zito	25	Unattached FMC	2:07.97	2:09.81	q
r:+0.74 26.87 35.20 35.55 32.19					
33 Aj Huskey	17	Columbia Swim Club	2:06.17	2:10.41	
r:+0.62 27.97 33.19 38.81 30.44					
34 Zane Rosely	17	Club Wolverine	2:09.44	2:10.87	
r:+0.59 27.90 33.49 38.88 30.60					
35 Alex Brehm	17	Lakeside Swim Team	1:51.46Y	2:10.88	
r:+0.64 27.82 34.87 37.40 30.79					



2019-20 - TYR Pro Swim Series #2 Knoxville - 1/16/2020 to 1/19/2020

Results

Preliminaries ... (Event 24 Men 200 LC Meter IM)

Name	Age	Team	Seed Time	Prelim Time
36 Ethan Heasley	18	Hillsboro Swim Team	2:05.08	2:11.04
r:+0.75 27.42 33.59 38.96	31.07			
37 Conner Kang	18	Lakeside Swim Team	2:07.83	2:11.44
r:+0.59 26.98 33.61 38.95	31.90			
38 Brett Champlin	19	University Of Tennessee	2:08.42	2:11.59
r:+0.70 28.08 34.16 37.01	32.34			
39 Peter Bretzmann	16	North Carolina Aquatic Club	2:11.69	2:11.60
r:+0.76 28.10 35.19 37.72	30.59			
40 *Owen Devine	20	University Of Tennessee	2:08.95	2:11.62
r:+0.66 27.89 33.01 40.28	30.44			
41 Sebastian Wolff	16	Univ of Denver Hilltoppers	2:07.36	2:11.63
r:+0.65 27.76 33.91 38.26	31.70			
42 John Gehrige	17	SwimMAC Carolina	2:09.13	2:11.64
r:+0.69 27.93 33.59 39.39	30.73			
43 Holden Smith	16	Race Pace Club - KY	2:07.57	2:11.87
r:+0.66 27.67 33.16 39.56	31.48			
44 *James Dergousoff	23	Chena Swim Club	2:03.81	2:11.98
r:+0.72 27.54 34.42 37.91	32.11			
45 Bryar Long	22	Atomic City Aquatic Club	2:07.15	2:12.00
r:+0.64 28.24 34.81 37.91	31.04			
46 Zach Ward	17	Buckeye Swim Club	1:54.79Y	2:12.01
r:+0.69 27.80 33.18 40.65	30.38			
47 Jack Anderson	16	Lakeside Swim Team	2:08.05	2:12.18
r:+0.70 27.58 34.09 39.66	30.85			
48 Kevin Degrijze	17	SwimAtlanta	2:10.97	2:12.21
r:+0.62 27.66 36.71 35.93	31.91			
49 Daniel Worth	17	Empire KC Swim Club	1:50.18Y	2:12.28
r:+0.67 27.71 34.92 37.53	32.12			
50 Evan Petty	16	Nashville Aquatic Club	2:08.08	2:12.56
r:+0.70 27.26 33.05 39.23	33.02			
51 Parker Kaye	21	University Of Tennessee	2:12.32	2:12.57
r:+0.63 27.56 35.08 38.96	30.97			
52 Brian McKenrick	20	Unattached ARMY	1:45.67Y	2:12.65
r:+0.72 27.77 34.16 39.74	30.98			
53 Wes Barnett	17	SwimMAC Carolina	2:09.31	2:12.72
r:+0.70 28.44 33.01 40.15	31.12			
54 Brian Uribe	16	Scarlet Aquatics	2:10.68	2:12.74
r:+0.70 28.82 33.36 39.07	31.49			
55 Oleksiy Polishchuk	20	Scarlet Aquatics	2:12.26	2:12.88
r:+0.67 27.67 35.57 37.11	32.53			
56 *Danylo Sosnovik	20	Pointe-Claire Swim Club	2:11.01	2:12.94
r:+0.72 27.90 33.46 41.19	30.39			
57 Tavis Siebert	17	Pitchfork Aquatics	1:50.60Y	2:13.01
r:+0.68 27.07 33.78 40.86	31.30			
58 Joel Giraudeau	19	University Of Tennessee	2:06.79	2:13.16
r:+0.62 27.49 35.00 39.69	30.98			



2019-20 - TYR Pro Swim Series #2 Knoxville - 1/16/2020 to 1/19/2020

Results

Preliminaries ... (Event 24 Men 200 LC Meter IM)

Name	Age	Team	Seed Time	Prelim Time
59 Tommy Bried	16	ACE Aquatic Club	2:07.00	2:13.40
r:+0.71 27.15 34.71 39.85	31.69			
60 Thomas Horne	18	Tennessee Aquatics	2:11.09	2:13.73
r:+0.74 27.37 33.84 40.49	32.03			
61 Ian Finnerty	23	Mission Viejo Nadadores	1:41.74 Y	2:13.80
r:+0.71 26.93 36.07 38.77	32.03			
62 Jack Vandusen	18	Bolles School Sharks	2:09.45	2:13.86
r:+0.68 28.24 34.76 39.93	30.93			
63 Zac Cairns	17	North Carolina Aquatic Club	2:12.11	2:13.93
r:+0.70 28.49 33.77 40.72	30.95			
64 *Brendan Vanherk	20	Regina Optimist Dolphins Swim	2:08.38	2:13.95
r:+0.63 27.69 32.88 40.86	32.52			
65 *Malachy BELKHELLADI	16	Pointe-Claire Swim Club	2:09.01	2:15.14
r:+0.70 27.85 34.77 40.63	31.89			
66 *Alex Borisov	18	Baylor Swim Club	1:50.40 Y	2:15.15
r:+0.68 29.23 35.09 39.09	31.74			
67 Henry Batson	17	Univ of Denver Hilltoppers	1:54.16 Y	2:15.54
r:+0.67 28.29 35.15 38.94	33.16			
68 Kendall Ewing	17	Tide Swimming	1:54.15 Y	2:15.98
r:+0.65 28.84 37.31 38.60	31.23			
69 Alexander Neff	18	Tide Swimming	1:50.97 Y	2:16.17
r:+0.71 28.03 35.28 42.24	30.62			
70 *Martin Espernberger	16	Unattached BSS	2:09.47	2:16.47
r:+0.75 28.20 36.76 39.76	31.75			
71 Matt Stanley	19	Connecticut Aquatic Club	1:52.11 Y	2:18.00
r:+0.73 28.29 35.88 39.03	34.80			
--- Sam Hoover	16	North Carolina Aquatic Club	2:08.76	DQ
r:+0.68 27.43 35.59 36.90	29.52			
--- Kyle Garcia	17	Sierra Marlins Swim Team	2:11.35	DQ
r:+0.62 28.77 33.43 38.09	30.60			
--- Liam Custer	15	Sarasota Sharks	1:50.54 Y	DFS
Declared false start - Misc				
--- Logan Zucker	16	SwimMAC Carolina	1:52.83 Y	DFS
Declared false start - Misc				
--- Will Scholtz	15	Lakeside Swim Team	2:12.40	DFS
Declared false start - Misc				
--- *Anton McKee	26	Pinnacle Racing	2:09.22	DFS
Declared false start - Misc				
--- Andrew Wilson	26	Athens Bulldog Swim Club	2:06.54	NS
--- *Stanford Li	17	Pointe-Claire Swim Club	2:10.68	NS



MARRIOTT
BONVOY



Neptune-Benson
EVOQUA



TYR xfinity

2019-20 - TYR Pro Swim Series #2 Knoxville - 1/16/2020 to 1/19/2020

Results

Event 25 Women 200 LC Meter Backstroke

World:	2:03.35	W	7/26/2019	Regan Smith	USA
American:	2:03.35	A	7/26/2019	Regan Smith	USA
U.S. Open:	2:05.68	O	6/25/2013	Missy Franklin	Colorado STARS-C
Jr World:	2:03.35	J	7/26/2019	Regan Smith	USA
Pro Swim:	2:05.94	P	1/19/2020	Regan Smith	Riptide-MN
Pool:	2:05.94	P	1/19/2020	Regan Smith	Riptide-MN
Trial Cut:	2:14.69	T			

Name	Age	Team	Prelim Time	Finals Time
A - Final				
1 Regan Smith	17	Riptide	2:10.12	2:05.94 P
r:+0.59 29.66 31.31 32.15 32.82				
2 Isabelle Stadden	17	Aquajets Swim Team	2:11.60	2:09.32 T
r:+0.63 30.93 32.67 33.37 32.35				
3 Lisa Bratton	23	Aggie Swim Club	2:10.17	2:10.21 T
r:+0.59 30.90 32.84 33.30 33.17				
4 Hali Flickinger	25	Sun Devil Swimming	2:11.84	2:10.54 T
r:+0.68 31.51 32.73 33.53 32.77				
5 Asia Seidt	22	Kentucky Aquatics	2:10.53	2:10.87 T
r:+0.60 30.41 32.69 33.57 34.20				
6 Caitlin Brooks	19	Unattached U of Kentucky	2:12.26	2:11.12 T
r:+0.54 30.65 33.02 33.89 33.56				
7 *Jade Hannah	17	Swimming Canada	2:11.81	2:11.92
r:+0.57 30.48 32.98 34.11 34.35				
8 *Sonnele Oeztuerk	21	Auburn University	2:12.41	2:12.78
r:+0.72 31.91 33.21 34.28 33.38				
B - Final				
9 Phoebe Bacon	17	Nation's Capital Swim Club	2:13.81	2:09.57 T
r:+0.60 30.74 32.83 33.80 32.20				
10 *Taylor Ruck	19	Swimming Canada	2:12.99	2:10.34
r:+0.63 30.58 33.11 33.43 33.22				
11 Kaitlin Harty	22	University Of Tennessee	2:12.74	2:11.85 T
r:+0.62 31.13 33.13 34.11 33.48				
*12 Sophie Sorenson	19	Kentucky Aquatics	2:12.87	2:12.69 T
r:+0.61 31.53 33.31 33.65 34.20				
*12 *Ali Galyer	21	Kentucky Aquatics	2:12.72	2:12.69
r:+0.59 31.58 33.46 33.82 33.83				
14 *Kennedy Goss	23	Granite Gators Swim Team	2:12.71	2:12.71
r:+0.62 31.57 33.53 33.89 33.72				
15 *Mabel Zavaros	19	Oakville Aquatic Club	2:15.33	2:15.00
r:+0.62 31.84 34.49 34.61 34.06				
16 *Hana Edwards	16	Swimming Canada	2:15.30	2:15.72
r:+0.63 31.44 34.41 34.83 35.04				
C - Final				
17 *Klaudia Nazieblo	26	Unattached PRVT	2:15.66	2:14.73
r:+0.61 31.77 34.45 34.90 33.61				
18 Emma Weyant	18	Sarasota Sharks	2:16.65	2:15.56
r:+0.76 32.35 34.75 34.57 33.89				



2019-20 TYR Pro Swim Series #2 Knoxville - 1/16/2020 to 1/19/2020

Results

C - Final ... (Event 25 Women 200 LC Meter Backstroke)

Name	Age	Team	Prelim Time	Finals Time
19 Emily Lenihan	17	Lakeside Swim Team	2:18.39	2:15.92
r:+0.62 31.78 34.05 35.30	34.79			
20 Mariah Denigan	16	Lakeside Swim Team	2:18.15	2:16.09
r:+0.64 32.88 34.10 34.95	34.16			
21 Katie Grimes	14	Sandpipers Of Nevada	2:17.88	2:16.15
r:+0.57 31.90 34.38 35.14	34.73			
22 Mackenzie Lanning	15	Lakeside Swim Team	2:17.41	2:16.66
r:+0.66 32.14 34.59 35.33	34.60			
23 Casey Chung	18	Club Wolverine	2:18.45	2:19.14
r:+0.62 32.12 34.86 36.30	35.86			
24 Rosie Murphy	15	Sierra Marlins Swim Team	2:17.04	2:21.87
r:+0.58 32.50 35.76 36.86	36.75			

D - Final

25 *Celina Marquez	20	Azura Florida Aquatics	2:18.93	2:15.87
r:+0.55 32.35 34.09 34.60	34.83			
26 Amber Myers	16	Sierra Marlins Swim Team	2:19.26	2:16.33
r:+0.63 31.84 34.37 35.44	34.68			
27 Nicola Lane	17	Mason Manta Rays	2:18.93	2:17.62
r:+0.59 32.29 34.66 35.27	35.40			
28 *Olivia Brendzan	16	Edmonton Keyano Swim Club	2:20.83	2:18.74
r:+0.65 33.22 34.70 35.66	35.16			
29 Sydney Silver	17	Univ of Denver Hilltoppers	2:23.35	2:20.13
r:+0.69 32.13 35.95 36.15	35.90			
30 *Isabella Dayton Cesareo	17	Chena Swim Club	2:20.42	2:20.16
r:+0.66 33.55 34.77 36.13	35.71			
31 Anastasia Klyarovskaya	25	O2 Performance Aquatics	2:22.88	2:20.78
r:+0.58 31.14 35.13 37.34	37.17			
--- Sydney Stricklin	17	Club Wolverine	2:22.49	DQ
r:+0.56 33.34 36.99 39.10	38.25			

Event 25 Women 200 LC Meter Backstroke

World:	2:03.35	W	7/26/2019	Regan Smith	USA
American:	2:03.35	A	7/26/2019	Regan Smith	USA
U.S. Open:	2:05.68	O	6/25/2013	Missy Franklin	Colorado STARS-C
Jr World:	2:03.35	J	7/26/2019	Regan Smith	USA
Pro Swim:	2:05.94	P	1/19/2020	Regan Smith	Riptide-MN
Pool:	2:05.94	P	1/19/2020	Regan Smith	Riptide-MN
Trial Cut:	2:14.69	T			

Name	Age	Team	Seed Time	Prelim Time
Preliminaries				
1 Regan Smith	17	Riptide	2:03.35	2:10.12 T q
r:+0.60 30.47 33.02 33.37	33.26			
2 Lisa Bratton	23	Aggie Swim Club	2:07.91	2:10.17 T q
r:+0.60 31.37 32.81 33.29	32.70			
3 Asia Seidt	22	Kentucky Aquatics	2:08.56	2:10.53 T q
r:+0.62 31.46 33.27 33.04	32.76			



2019-20 - TYR Pro Swim Series #2 Knoxville - 1/16/2020 to 1/19/2020

Results

Preliminaries ... (Event 25 Women 200 LC Meter Backstroke)

Name	Age	Team	Seed Time	Prelim Time
4 Isabelle Stadden r:+0.64 31.35 33.67 33.55 33.03	17	Aquajets Swim Team	2:08.16	2:11.60 T q
5 *Jade Hannah r:+0.57 30.41 32.97 34.10 34.33	17	Swimming Canada	2:09.28	2:11.81 q
6 Hali Flickinger r:+0.65 31.67 33.35 33.80 33.02	25	Sun Devil Swimming	2:08.36	2:11.84 T q
7 Caitlin Brooks r:+0.55 31.08 33.09 34.19 33.90	19	Unattached U of Kentucky	2:11.32	2:12.26 T q
8 *Sonnel Oeztuerk r:+0.71 32.12 33.77 33.87 32.65	21	Auburn University	2:10.56	2:12.41 q
9 *Kennedy Goss r:+0.63 31.86 34.17 33.60 33.08	23	Granite Gators Swim Team	2:10.14	2:12.71 q
10 *Ali Galyer r:+0.58 31.85 33.49 33.57 33.81	21	Kentucky Aquatics	2:09.77	2:12.72 q
11 Kaitlin Harty r:+0.66 32.03 34.00 33.55 33.16	22	University Of Tennessee	2:14.56	2:12.74 T q
12 Sophie Sorenson r:+0.63 31.21 33.29 34.01 34.36	19	Kentucky Aquatics	2:11.87	2:12.87 T q
13 *Taylor Ruck r:+0.64 31.05 33.61 34.00 34.33	19	Swimming Canada	2:06.36	2:12.99 q
14 Phoebe Bacon r:+0.60 31.05 34.04 34.85 33.87	17	Nation's Capital Swim Club	2:08.82	2:13.81 T q
15 *Hana Edwards r:+0.66 31.90 34.79 34.58 34.03	16	Swimming Canada	2:15.93	2:15.30 q
16 *Mabel Zavaros r:+0.63 32.03 34.51 34.82 33.97	19	Oakville Aquatic Club	2:11.82	2:15.33 q
17 *Klaudia Nazieblo r:+0.62 31.97 34.60 35.18 33.91	26	Unattached PRVT	2:13.72	2:15.66 q
18 Emma Weyant r:+0.75 32.90 34.24 34.96 34.55	18	Sarasota Sharks	2:15.84	2:16.65 q
19 Rosie Murphy r:+0.63 32.08 34.95 35.51 34.50	15	Sierra Marlins Swim Team	2:14.09	2:17.04 q
20 Mackenzie Lanning r:+0.67 32.70 34.79 35.35 34.57	15	Lakeside Swim Team	2:17.49	2:17.41 q
21 Kendall Shields r:+0.72 32.84 34.51 34.79 35.42	19	University Of Tennessee	2:16.85	2:17.56 q
22 Katie Grimes r:+0.60 32.89 34.57 35.38 35.04	14	Sandpipers Of Nevada	2:16.31	2:17.88 q
23 Mariah Denigan r:+0.63 32.38 34.92 35.38 35.47	16	Lakeside Swim Team	2:14.75	2:18.15 q
24 Paige Hetrick r:+0.63 31.70 35.36 36.01 35.22	17	Bradford Family YMCA	2:13.47	2:18.29 q
25 Emily Lenihan r:+0.61 32.44 35.47 36.06 34.42	17	Lakeside Swim Team	2:14.67	2:18.39 q
26 Casey Chung r:+0.63 32.39 34.83 36.07 35.16	18	Club Wolverine	2:15.90	2:18.45 q



2019-20 - TYR Pro Swim Series #2 Knoxville - 1/16/2020 to 1/19/2020

Results

Preliminaries ... (Event 25 Women 200 LC Meter Backstroke)

Name	Age	Team	Seed Time	Prelim Time	
*27 *Celina Marquez	20	Azura Florida Aquatics	2:14.76	2:18.93	q
r:+0.59 32.69 34.78 35.56	35.90				
*27 Nicola Lane	17	Mason Manta Rays	2:17.74	2:18.93	q
r:+0.61 32.94 35.01 35.81	35.17				
29 Amber Myers	16	Sierra Marlins Swim Team	2:16.24	2:19.26	q
r:+0.67 32.78 34.61 36.39	35.48				
30 *Isabella Dayton Cesareo	17	Chena Swim Club	2:18.61	2:20.42	q
r:+0.67 33.76 35.33 35.74	35.59				
31 Susan Mumford	17	SwimMAC Carolina	2:20.16	2:20.64	q
r:+0.59 32.94 35.68 36.43	35.59				
32 *Olivia Brendzan	16	Edmonton Keyano Swim Club	2:18.91	2:20.83	q
r:+0.71 33.52 35.60 36.29	35.42				
33 Ellie Waldrep	17	Baylor Swim Club	2:14.56	2:20.84	
r:+0.73 32.86 35.29 36.42	36.27				
34 *Angelica Bath	17	Chena Swim Club	2:17.48	2:21.04	
r:+0.74 33.67 35.58 36.38	35.41				
35 Casaundra Moses	16	Springfield Aquatics	2:02.52 Y	2:21.58	
r:+0.62 32.97 35.61 36.49	36.51				
36 Ava Yandle	16	SwimMAC Carolina	2:19.84	2:21.71	
r:+0.60 33.62 35.61 36.54	35.94				
*37 *Yulduz Kuchkarova	25	Clovis Swim Club	2:15.82	2:21.72	
r:+0.63 31.67 35.99 37.43	36.63				
*37 Alina Stout	18	SwimMAC Carolina	2:00.43 Y	2:21.72	
r:+0.56 32.81 35.36 36.72	36.83				
39 Zoe Thatcher	23	Savannah Swim Team	2:18.68	2:22.20	
r:+0.68 32.91 35.51 36.88	36.90				
40 Sydney Stricklin	17	Club Wolverine	1:58.75 Y	2:22.49	
r:+0.56 32.77 36.62 36.87	36.23				
41 Abigail Kapeller	16	Unattached RIPT	2:20.11	2:22.52	
r:+0.59 32.56 36.90 36.80	36.26				
42 Anastasia Klyarovskaya	25	O2 Performance Aquatics	1:59.14 Y	2:22.88	
r:+0.67 33.33 36.71 36.66	36.18				
43 Karlie Rimat	20	Mighty Marlins Swim Club	2:03.03 Y	2:23.04	
r:+0.61 34.24 36.90 36.24	35.66				
44 Berit Quass	17	Greater Des Moines YMCA	2:19.71	2:23.06	
r:+0.65 33.49 36.05 36.64	36.88				
45 Carly Novelline	15	NASA Wildcat Aquatics	1:57.87 Y	2:23.15	
r:+0.67 33.56 36.43 36.96	36.20				
46 Adair Sand	18	Unattached BSS	2:20.79	2:23.33	
r:+0.67 33.80 36.40 37.26	35.87				
47 Sydney Silver	17	Univ of Denver Hilltoppers	2:19.48	2:23.35	
r:+0.74 33.93 35.95 36.86	36.61				
48 Sarah Barton	17	SwimMAC Carolina	2:17.60	2:23.39	
r:+0.64 33.91 35.90 36.86	36.72				
49 Madeline Menkhaus	16	SwimMAC Carolina	2:19.55	2:23.42	
r:+0.62 33.35 36.02 36.94	37.11				



MARRIOTT
BONVOY



Neptune-Benson
EVOQUA



TYR xfinity

2019-20 - TYR Pro Swim Series #2 Knoxville - 1/16/2020 to 1/19/2020

Results

Preliminaries ... (Event 25 Women 200 LC Meter Backstroke)

Name	Age	Team	Seed Time	Prelim Time
50 Alex Massey r:+0.67 34.29 35.98 36.82 36.76	18	Unattached NAC	2:16.95	2:23.85
51 Allie Sanchez r:+0.59 34.23 36.90 36.46 36.48	15	Univ of Denver Hilltoppers	2:23.20	2:24.07
52 Katie Phelps r:+0.66 33.75 36.86 37.19 37.15	17	Aquajets Swim Team	2:17.70	2:24.95
53 Abby Karl r:+0.59 33.25 36.49 37.89 37.54	16	Empire KC Swim Club	2:21.27	2:25.17
54 Emma Kern r:+0.63 32.83 36.14 37.88 38.63	15	Aquajets Swim Team	2:02.51 Y	2:25.48
55 Savannah Barr r:+0.63 34.33 36.15 37.06 38.13	17	Sarasota Sharks	2:04.36 Y	2:25.67
56 Annabel Crush r:+0.63 33.45 36.90 38.16 37.45	17	Lakeside Swim Team	2:16.74	2:25.96
57 Isabella Gable r:+0.70 33.79 36.62 38.36 37.44	19	University Of Tennessee	1:59.62 Y	2:26.21
58 Abigail Shaw r:+0.58 33.82 36.45 38.17 37.97	18	Elevation Athletics	2:00.35 Y	2:26.41
59 Claire Russell r:+0.61 32.92 36.58 38.55 38.39	17	SwimMAC Carolina	2:02.06 Y	2:26.44
60 Elle Caldwell r:+0.67 33.71 37.09 37.97 38.12	17	Tide Swimming	2:19.32	2:26.89
61 Audrey Richardson r:+0.67 34.01 36.50 38.44 38.54	17	NASA Wildcat Aquatics	2:17.29	2:27.49
62 Lauren Hurt r:+0.60 33.82 37.18 38.66 39.42	18	Nashville Aquatic Club	2:00.33 Y	2:29.08
63 Mara Manion r:+0.57 34.36 37.51 39.24 38.31	16	Columbia Swim Club	2:02.86 Y	2:29.42
64 Abby Storm r:+0.65 34.57 38.14 39.39 37.45	15	Univ of Denver Hilltoppers	2:22.77	2:29.55
65 Chase Davison r:+0.61 35.08 37.86 39.60 38.56	15	Univ of Denver Hilltoppers	2:04.35 Y	2:31.10
--- Meghan Small Declared false start	21	University Of Tennessee	2:12.99	DFS
--- Abby Dunford Declared false start	14	Sandpipers Of Nevada	2:22.29	DFS
--- Jenna Smith Declared false start	16	Univ of Denver Hilltoppers	2:00.40 Y	DFS
--- Morgan Gore	15	Sierra Marlins Swim Team	2:23.55	NS



2019-20 - TYR Pro Swim Series #2 Knoxville - 1/16/2020 to 1/19/2020

Results

Event 26 Men 200 LC Meter Backstroke

World:	1:51.92	W	7/31/2009	Aaron Peirsol	USA
American:	1:51.92	A	7/31/2009	Aaron Peirsol	USA
U.S. Open:	1:53.08	O	7/11/2009	Aaron Peirsol	Longhorn
Jr World:	1:55.14	J	6/28/2017	Kliment Kolesnikov	RUS
Pro Swim:	1:55.04	P	2017	Xu Jiayu	
Pool:	1:56.16	P	1/9/2019	Ryan F. Murphy	CAL
Trial Cut:	2:02.99	T			

Name	Age	Team	Prelim Time	Finals Time
A - Final				
1 *Javier Acevedo	21	Ajax Aquatic Club	2:02.53	1:59.90
r:+0.57 28.76 30.30 30.73 30.11				
*2 Joey Reilman	22	Tennessee Aquatics	2:03.30	2:01.34 T
r:+0.59 27.95 30.07 31.36 31.96				
*2 *Andy Xianyang Song	21	California Aquatics	2:01.89	2:01.34
r:+0.60 28.18 30.48 31.11 31.57				
4 Matthew Garcia	21	University Of Tennessee	2:04.95	2:02.46 T
r:+0.53 29.11 30.97 31.68 30.70				
5 *Richie Stokes	19	University of Calgary Swim Clu	2:03.71	2:02.90
r:+0.60 29.14 31.04 31.37 31.35				
6 *Yeziel Morales	24	Azura Florida Aquatics	2:03.50	2:03.19
r:+0.53 28.89 31.49 30.97 31.84				
7 Brandon Miller	16	North Carolina Aquatic Club	2:05.60	2:05.47
r:+0.60 29.65 31.65 32.10 32.07				
8 Harrison Lierz	17	Elevation Athletics	2:05.15	2:06.21
r:+0.71 28.89 30.88 32.68 33.76				
B - Final				
9 Josh Zuchowski	15	Flood Aquatics Swim Team/TKA	2:06.14	2:04.09
r:+0.60 29.09 31.61 32.12 31.27				
10 Mateo Miceli	17	Sarpy County Swim Club	2:06.34	2:04.79
r:+0.60 29.64 32.43 32.98 29.74				
11 *Josiah Binnema	22	Swimming Canada	2:05.89	2:05.00
r:+0.65 29.60 32.35 32.15 30.90				
12 Liam Custer	15	Sarasota Sharks	2:06.58	2:05.99
r:+0.56 29.79 31.64 32.25 32.31				
13 Nathan Murray	22	University Of Tennessee	2:08.83	2:07.13
r:+0.62 29.69 32.29 32.61 32.54				
14 Lawrence Redmond	19	Unattached - NCAP	2:08.17	2:07.57
r:+0.59 29.83 31.98 32.89 32.87				
15 Brian Uribe	16	Scarlet Aquatics	2:08.73	2:07.85
r:+0.56 30.24 31.82 32.58 33.21				
16 Jacob McDonald	17	Mason Manta Rays	2:05.71	2:10.99
r:+0.54 29.85 33.17 33.84 34.13				
C - Final				
17 Seth Bailey	19	University Of Tennessee	2:09.27	2:07.65
r:+0.53 28.99 31.51 33.72 33.43				
18 Zac Cairns	17	North Carolina Aquatic Club	2:10.37	2:08.77
r:+0.58 30.32 32.68 32.94 32.83				



MARRIOTT
BONVOY



Neptune-Benson
EVOQUA



TYR xfinity

2019-20 TYR Pro Swim Series #2 Knoxville - 1/16/2020 to 1/19/2020

Results

C - Final ... (Event 26 Men 200 LC Meter Backstroke)

Name	Age	Team	Prelim Time	Finals Time
19 Owen Lloyd	18	North Carolina Aquatic Club	2:12.41	2:09.63
r:+0.70 30.19 33.07 33.87	32.50			
20 *Philippe Robins	17	Pointe-Claire Swim Club	2:12.41	2:12.26
r:+0.61 31.03 33.39 33.44	34.40			
21 Jack Parker	17	Y-Spartaquatics Swim Club	2:11.75	2:12.47
r:+0.60 30.78 33.22 34.36	34.11			
22 *Owen Devine	20	University Of Tennessee	2:09.12	2:13.10
r:+0.60 30.77 33.81 35.01	33.51			
23 Aj Huskey	17	Columbia Swim Club	2:13.40	2:21.72
r:+0.56 32.59 35.56 36.68	36.89			

D - Final

25 *Malachy BELKHELLADI	16	Pointe-Claire Swim Club	2:14.47	2:10.90
r:+0.43 31.34 33.82 33.12	32.62			
26 Ben Blevins-Boor	20	University Of Tennessee	2:13.93	2:11.04
r:+0.61 30.00 32.90 34.21	33.93			
27 Gabriel Orbe	17	Scarlet Aquatics	2:14.20	2:11.10
r:+0.71 31.08 33.06 33.86	33.10			
28 Max Woodbury	19	Hillsboro Swim Team	2:15.81	2:13.50
r:+0.56 31.32 34.60 34.79	32.79			

C - Final

--- Ethan Heasley	18	Hillsboro Swim Team	2:12.91	DQ
r:+0.57 31.41 34.60 35.68	35.73			

D - Final

--- Holden Smith	16	Race Pace Club - KY	2:14.95	NS
--- Nathan Griffin	17	Univ of Denver Hilltoppers	2:16.40	NS

Event 26 Men 200 LC Meter Backstroke

World:	1:51.92	W	7/31/2009	Aaron Peirsol	USA
American:	1:51.92	A	7/31/2009	Aaron Peirsol	USA
U.S. Open:	1:53.08	O	7/11/2009	Aaron Peirsol	Longhorn
Jr World:	1:55.14	J	6/28/2017	Kliment Kolesnikov	RUS
Pro Swim:	1:55.04	P	2017	Xu Jiayu	
Pool:	1:56.16	P	1/9/2019	Ryan F. Murphy	CAL
Trial Cut:	2:02.99	T			

Name	Age	Team	Seed Time	Prelim Time	
Preliminaries					
1 *Andy Xianyang Song	21	California Aquatics	1:59.95	2:01.89	q
r:+0.62 28.54 30.38 31.06	31.91				
2 *Javier Acevedo	21	Ajax Aquatic Club	1:58.36	2:02.53	q
r:+0.62 29.02 30.65 31.74	31.12				
3 Joey Reilman	22	Tennessee Aquatics	1:58.43	2:03.30	q
r:+0.62 28.22 30.89 32.13	32.06				
4 *Yeziel Morales	24	Azura Florida Aquatics	2:00.27	2:03.50	q
r:+0.53 28.89 31.80 31.54	31.27				
5 *Richie Stokes	19	University of Calgary Swim Clu	2:02.82	2:03.71	q
r:+0.59 29.33 31.38 31.91	31.09				



2019-20 - TYR Pro Swim Series #2 Knoxville - 1/16/2020 to 1/19/2020

Results

Preliminaries ... (Event 26 Men 200 LC Meter Backstroke)

Name	Age	Team	Seed Time	Prelim Time	
6 Wyatt Davis	18	Carmel Swim Club	1:58.18	2:04.28	q
r:+0.62 29.12 32.25 32.02	30.89				
7 Matthew Garcia	21	University Of Tennessee	2:00.46	2:04.95	q
r:+0.56 29.29 31.93 32.28	31.45				
8 Harrison Lierz	17	Elevation Athletics	2:01.66	2:05.15	q
r:+0.67 29.19 30.98 32.22	32.76				
9 Brandon Miller	16	North Carolina Aquatic Club	2:06.45	2:05.60	q
r:+0.66 30.05 31.85 32.01	31.69				
10 Jacob McDonald	17	Mason Manta Rays	2:03.11	2:05.71	q
r:+0.53 29.67 32.44 32.28	31.32				
11 *Josiah Binnema	22	Swimming Canada	2:02.70	2:05.89	q
r:+0.67 30.09 31.89 32.05	31.86				
12 Josh Zuchowski	15	Flood Aquatics Swim Team/TKA	2:00.76	2:06.14	q
r:+0.59 29.90 32.33 32.65	31.26				
13 Mateo Miceli	17	Sarpy County Swim Club	2:05.98	2:06.34	q
r:+0.61 29.82 32.25 32.84	31.43				
14 Liam Custer	15	Sarasota Sharks	2:07.04	2:06.58	q
r:+0.60 30.17 31.78 32.43	32.20				
15 Jake Mitchell	18	Carmel Swim Club	2:01.43	2:07.00	q
r:+0.61 29.85 32.20 32.93	32.02				
16 Lawrence Redmond	19	Unattached - NCAP	2:07.17	2:08.17	q
r:+0.59 29.81 32.60 32.98	32.78				
17 *Lukas Cote	18	Saint Petersburg Aquatics	2:04.35	2:08.45	q
r:+0.56 29.48 31.46 33.32	34.19				
18 Brian Uribe	16	Scarlet Aquatics	2:07.44	2:08.73	q
r:+0.57 30.83 32.42 32.86	32.62				
19 Nathan Murray	22	University Of Tennessee	2:00.63	2:08.83	q
r:+0.64 30.31 32.74 33.38	32.40				
20 *Owen Devine	20	University Of Tennessee	1:45.87Y	2:09.12	q
r:+0.61 30.63 32.74 33.12	32.63				
21 Seth Bailey	19	University Of Tennessee	2:06.70	2:09.27	q
r:+0.52 29.49 31.94 34.15	33.69				
22 Baylor Nelson	16	SwimMAC Carolina	2:04.13	2:09.44	q
r:+0.54 29.87 32.77 33.26	33.54				
23 Zac Cairns	17	North Carolina Aquatic Club	2:07.29	2:10.37	q
r:+0.63 30.69 32.80 33.62	33.26				
24 Cris Gore	17	Sierra Marlins Swim Team	2:11.38	2:10.69	q
r:+0.61 30.44 32.75 33.73	33.77				
25 Dylan Becker	17	Sandpipers Of Nevada	2:07.64	2:11.07	q
r:+0.68 31.52 33.02 33.77	32.76				
26 Jackson Davis	17	SwimMAC Carolina	2:08.23	2:11.10	q
r:+0.61 30.49 32.77 33.94	33.90				
27 Wes Barnett	17	SwimMAC Carolina	2:05.23	2:11.14	q
r:+0.62 29.71 32.76 34.23	34.44				
28 Jack Parker	17	Y-Spartaquatics Swim Club	2:08.92	2:11.75	q
r:+0.61 30.73 33.43 33.99	33.60				



2019-20 - TYR Pro Swim Series #2 Knoxville - 1/16/2020 to 1/19/2020

Results

Preliminaries ... (Event 26 Men 200 LC Meter Backstroke)

Name	Age	Team	Seed Time	Prelim Time	
*29 *Philippe Robins	17	Pointe-Claire Swim Club	2:08.10	2:12.41	q
r:+0.64 31.12 33.00 34.19	34.10				
*29 Owen Lloyd	18	North Carolina Aquatic Club	2:11.01	2:12.41	q
r:+0.71 30.82 34.20 33.90	33.49				
31 Ethan Heasley	18	Hillsboro Swim Team	2:08.70	2:12.91	q
r:+0.62 30.65 33.35 34.94	33.97				
32 Aj Huskey	17	Columbia Swim Club	1:48.54Y	2:13.40	q
r:+0.56 31.49 33.59 34.52	33.80				
33 Ben Blevins-Boor	20	University Of Tennessee	1:47.03Y	2:13.93	
r:+0.61 30.63 33.45 34.99	34.86				
34 Sam Folger	17	Greenwood Swimming	2:08.36	2:14.19	
r:+0.53 30.98 33.58 34.50	35.13				
35 Gabriel Orbe	17	Scarlet Aquatics	2:10.90	2:14.20	
r:+0.71 31.81 33.49 34.83	34.07				
36 *Malachy BELKHELLADI	16	Pointe-Claire Swim Club	2:09.12	2:14.47	
r:+0.63 31.62 33.55 34.58	34.72				
37 Holden Smith	16	Race Pace Club - KY	2:08.79	2:14.95	
r:+0.58 30.62 33.42 35.31	35.60				
38 Cam Abaqueta	16	SwimMAC Carolina	2:10.42	2:15.48	
r:+0.58 31.30 34.33 35.17	34.68				
39 Max Woodbury	19	Hillsboro Swim Team	2:10.09	2:15.81	
r:+0.60 31.95 34.84 35.23	33.79				
40 Nathan Griffin	17	Univ of Denver Hilltoppers	1:48.48Y	2:16.40	
r:+0.65 31.61 34.31 35.90	34.58				
41 Nick Simons	15	Lake Oswego Swim Club	2:06.14	2:17.07	
r:+0.61 29.63 34.03 36.67	36.74				
--- Patrick Townsend	19	University Of Tennessee	1:51.50Y	DQ	
r:+0.59 31.71 35.16 35.92	35.21				
--- Stuart Pluskaitis	19	Snow Swimming	2:09.93	DQ	
r:+0.63 31.61 34.31 34.36	33.90				
--- Dean Farris	22	Harvard Swimming	2:08.67	DFS	
Declared false start					
--- William Cole	18	Lakeside Swim Team	1:46.46Y	DFS	
Declared false start					
--- Jarod Arroyo	19	Pitchfork Aquatics	2:06.15	DFS	
Declared false start					
--- Sawyer Grimes	18	Sandpipers Of Nevada	2:04.21	DFS	
Declared false start					
--- Sam Stewart	22	Unattached	1:59.97	DFS	
Declared false start					
--- Jack Vandeusen	18	Bolles School Sharks	1:51.81Y	DFS	
Declared false start					
--- Jonathan Affeld	17	Alto Swim Club	1:48.10Y	NS	
--- Stuart Higdon	16	Area Tallahassee Aquatic Club	2:11.76	NS	



2019-20 - TYR Pro Swim Series #2 Knoxville - 1/16/2020 to 1/19/2020

Results

Event 27 Women 100 LC Meter Freestyle

World:	51.71	W	7/23/2017	Sarah Sjostrom	SWE
American:	52.04	A	7/26/2019	Simone Manuel	USA
U.S. Open:	52.54	O	7/25/2018	Simone Manuel	Stanford Swimmin
Jr World:	52.70	J	8/11/2016	Penny Oleksiak	CAN
Pro Swim:	53.12	P	2016	Sarah Sjostrom	
Pool:	53.41	P	1/19/2020	Penny Oleksiak	Swim Canada-US
Trial Cut:	56.29	T			

Name	Age	Team	Prelim Time	Finals Time
A - Final				
1 *Penny Oleksiak	19	Swimming Canada	54.37	53.41 P
r:+0.72 26.07 27.34				
2 Simone Manuel	23	Alto Swim Club	53.49	53.44 T
r:+0.69 25.70 27.74				
3 Erika Brown	21	University Of Tennessee	53.94	53.49 T
r:+0.57 25.61 27.88				
4 *Kayla Sanchez	18	Swimming Canada	54.37	53.74
r:+0.69 26.01 27.73				
5 Margo Geer	27	Mission Viejo Nadadores	54.39	54.49 T
r:+0.68 26.07 28.42				
6 Mallory Comerford	22	Cardinal Aquatics	54.84	54.59 T
r:+0.65 26.67 27.92				
7 *Marie Wattel	22	Loughborough University	54.70	54.79
r:+0.73 26.39 28.40				
8 Allison Schmitt	29	Sun Devil Swimming	54.68	54.87 T
r:+0.74 26.63 28.24				
B - Final				
9 Natalie Hinds	26	Athens Bulldog Swim Club	54.94	54.36 T
r:+0.66 26.07 28.29				
10 Gretchen Walsh	16	Nashville Aquatic Club	55.34	54.78 T
r:+0.75 26.27 28.51				
11 *Signe Bro	21	Denmark	55.10	54.85
r:+0.66 26.35 28.50				
12 Linnea Mack	24	Osprey Aquatics	55.45	55.03 T
r:+0.71 26.54 28.49				
13 *Isabella Hindley	23	Tennessee Aquatics	55.84	55.69
r:+0.70 26.59 29.10				
14 *Julie Jensen	20	Denmark	55.86	55.81
r:+0.73 27.11 28.70				
15 *Rebecca Smith	19	Swimming Canada	55.50	55.86
r:+0.73 26.50 29.36				
16 Amanda Kendall	29	Mission Viejo Nadadores	55.61	56.16 T
r:+0.70 26.80 29.36				
C - Final				
17 *Camille Cheng	26	Pinnacle Racing/Hong Kong	56.02	55.45
r:+0.73 26.61 28.84				
18 Marina Spadoni	26	Pinnacle Racing	55.98	55.86 T
r:+0.65 26.65 29.21				



2019-20 - TYR Pro Swim Series #2 Knoxville - 1/16/2020 to 1/19/2020

Results

C - Final ... (Event 27 Women 100 LC Meter Freestyle)

Name	Age	Team	Prelim Time	Finals Time
19 *Hanna Henderson r:+0.70 27.07 28.99	17	Swimming Canada	56.07	56.06
20 *Mackenzie Paddington r:+0.73 27.03 29.18	20	Swimming Canada	56.04	56.21
21 *Emily Gantriis r:+0.68 27.11 29.50	21	Denmark	56.47	56.61
22 Katrina Konopka r:+0.69 26.87 29.79	22	North Carolina Aquatic Club	56.03	56.66
*23 Carly Novelline r:+0.65 27.42 29.26	15	NASA Wildcat Aquatics	56.63	56.68
*23 Riley Gaines r:+0.68 27.43 29.25	19	Kentucky Aquatics	56.61	56.68

D - Final

25 *Sophie Hansson r:+0.72 27.64 29.17	21	NC State University	56.88	56.81
26 Meaghan Raab r:+0.75 27.39 29.57	23	Nashville Aquatic Club/UGA	57.30	56.96
27 Abby Samansky r:+0.80 27.64 29.38	18	University Of Tennessee	57.10	57.02
28 Paige Hetrick r:+0.69 27.27 29.80	17	Bradford Family YMCA	57.10	57.07
29 *Christey Liang r:+0.66 27.64 29.49	15	Edmonton Keyano Swim Club	57.10	57.13
30 *Allyson Ponson r:+0.66 27.50 29.64	24	Azura Florida Aquatics	57.12	57.14
31 *Teagan Vander Leek r:+0.66 27.54 29.77	15	Edmonton Keyano Swim Club	57.50	57.31
32 Leah Gingrich r:+0.71 28.27 29.64	29	Columbus Aquatic Club	56.68	57.91

Event 27 Women 100 LC Meter Freestyle

World:	51.71	W	7/23/2017	Sarah Sjostrom	SWE
American:	52.04	A	7/26/2019	Simone Manuel	USA
U.S. Open:	52.54	O	7/25/2018	Simone Manuel	Stanford Swimmin
Jr World:	52.70	J	8/11/2016	Penny Oleksiak	CAN
Pro Swim:	53.12	P	2016	Sarah Sjostrom	
Pool:	53.41	P	1/19/2020	Penny Oleksiak	Swim Canada-US
Trial Cut:	56.29	T			

Name	Age	Team	Seed Time	Prelim Time
Preliminaries				
1 Simone Manuel r:+0.70 25.86 27.63	23	Alto Swim Club	52.04	53.49 T q
2 Erika Brown r:+0.66 25.96 27.98	21	University Of Tennessee	54.13	53.94 T q
*3 *Penny Oleksiak r:+0.67 26.55 27.82	19	Swimming Canada	53.85	54.37 q



2019-20 - TYR Pro Swim Series #2 Knoxville - 1/16/2020 to 1/19/2020

Results

Preliminaries ... (Event 27 Women 100 LC Meter Freestyle)

Name	Age	Team	Seed Time	Prelim Time	
*3 *Kayla Sanchez r:+0.69 26.44 27.93	18	Swimming Canada	53.61	54.37	q
5 Margo Geer r:+0.65 25.93 28.46	27	Mission Viejo Nadadores	53.44	54.39T	q
6 Allison Schmitt r:+0.73 26.85 27.83	29	Sun Devil Swimming	54.24	54.68T	q
7 *Marie Wattel r:+0.72 26.38 28.32	22	Loughborough University	53.53	54.70	q
8 Mallory Comerford r:+0.64 26.41 28.43	22	Cardinal Aquatics	52.94	54.84T	q
9 Natalie Hinds r:+0.67 26.09 28.85	26	Athens Bulldog Swim Club	54.34	54.94T	q
10 *Signe Bro r:+0.74 26.53 28.57	21	Denmark	54.01	55.10	q
11 Gretchen Walsh r:+0.80 26.39 28.95	16	Nashville Aquatic Club	53.74	55.34T	q
12 Linnea Mack r:+0.73 26.76 28.69	24	Osprey Aquatics	54.78	55.45T	q
13 *Rebecca Smith r:+0.71 26.60 28.90	19	Swimming Canada	54.54	55.50	q
14 Amanda Kendall r:+0.70 26.65 28.96	29	Mission Viejo Nadadores	54.52	55.61T	q
15 *Isabella Hindley r:+0.67 26.32 29.52	23	Tennessee Aquatics	56.79	55.84	q
16 *Julie Jensen r:+0.72 27.01 28.85	20	Denmark	55.45	55.86	q
17 Regan Smith r:+0.73 27.00 28.94	17	Riptide	55.73	55.94T	q
18 Marina Spadoni r:+0.65 26.89 29.09	26	Pinnacle Racing	56.04	55.98T	q
19 *Camille Cheng r:+0.68 27.08 28.94	26	Pinnacle Racing/Hong Kong	54.98	56.02	q
20 Katrina Konopka r:+0.74 27.07 28.96	22	North Carolina Aquatic Club	55.41	56.03T	q
21 *Mackenzie Padington r:+0.73 26.91 29.13	20	Swimming Canada	55.70	56.04	q
22 *Hanna Henderson r:+0.68 26.96 29.11	17	Swimming Canada	55.47	56.07	q
*23 *Farida Osman r:+0.72 27.05 29.07	24	Unattached PRVT	54.93	56.12	q
*23 Kelsi Dahlia r:+0.62 27.07 29.05	25	Cardinal Aquatics	54.09	56.12T	q
25 *Emily Gantriis r:+0.67 27.20 29.27	21	Denmark	55.61	56.47	q
26 Riley Gaines r:+0.66 27.72 28.89	19	Kentucky Aquatics	56.45	56.61	q



MARRIOTT
BONVOY



Neptune-Benson
EVOQUA

OMEGA



TYR xfinity

2019-20 - TYR Pro Swim Series #2 Knoxville - 1/16/2020 to 1/19/2020

Results

Preliminaries ... (Event 27 Women 100 LC Meter Freestyle)

Name	Age	Team	Seed Time	Prelim Time	
27 Carly Novelline r:+0.68 27.17 29.46	15	NASA Wildcat Aquatics	55.76	56.63	q
28 Leah Gingrich r:+0.73 27.55 29.13	29	Columbus Aquatic Club	56.14	56.68	q
29 *Sophie Hansson r:+0.74 27.86 29.02	21	NC State University	49.21 Y	56.88	q
30 Geena Freriks r:+0.68 27.69 29.39	23	Kentucky Aquatics	55.56	57.08	q
*31 Abby Samansky r:+0.76 27.54 29.56	18	University Of Tennessee	57.34	57.10	q
*31 Paige Hetrick r:+0.71 27.72 29.38	17	Bradford Family YMCA	56.44	57.10	q
*31 *Christey Liang r:+0.67 27.58 29.52	15	Edmonton Keyano Swim Club	57.40	57.10	q
Swim-Off Required					
34 *Allyson Ponson r:+0.66 27.50 29.62	24	Azura Florida Aquatics	56.78	57.12	
35 Gigi Johnson r:+0.59 27.83 29.40	15	SwimAtlanta	57.50	57.23	
36 Meaghan Raab r:+0.72 27.74 29.56	23	Nashville Aquatic Club/UGA	55.61	57.30	
37 Amanda Weir r:+0.72 27.58 29.83	33	SwimAtlanta	55.38	57.41	
38 *Teagan Vander Leek r:+0.64 27.67 29.83	15	Edmonton Keyano Swim Club	57.85	57.50	
39 Julimar Avila r:+0.68 28.01 29.55	22	Unattached	57.74	57.56	
40 *Kin Lok Chan r:+0.68 27.81 29.76	25	Hong Kong	57.01	57.57	
41 Vivian Weng r:+0.69 28.04 29.54	17	Greenwood Swimming	57.17	57.58	
42 Summer Cardwell r:+0.83 27.94 29.73	15	Tampa Bay Aquatic Club	56.97	57.67	
43 *Emma O'Croinin r:+0.79 27.98 29.75	16	Edmonton Keyano Swim Club	56.53	57.73	
44 Jasmine Rumley r:+0.54 27.89 29.85	18	Greater Des Moines YMCA	49.03 Y	57.74	
45 *Emily Crane r:+0.70 27.32 30.60	21	Loughborough University	55.21	57.92	
46 Julia Burroughs r:+0.77 27.85 30.08	15	Tennessee Aquatics	58.25	57.93	
47 *Fanny Teijonsalo r:+0.64 28.07 29.93	23	Sun Devil Swimming	56.60	58.00	
48 Annika Wagner r:+0.67 28.17 29.88	17	NASA Wildcat Aquatics	57.57	58.05	
49 Megan Sichterman r:+0.74 28.08 30.01	20	University Of Tennessee	58.19	58.09	



2019-20 - TYR Pro Swim Series #2 Knoxville - 1/16/2020 to 1/19/2020

Results

Preliminaries ... (Event 27 Women 100 LC Meter Freestyle)

Name	Age	Team	Seed Time	Prelim Time
50 *Elan Daley r:+0.76 28.10 30.10	14	Etobicoke Swim Club	57.00	58.20
51 Grace Cooper r:+0.68 27.62 30.60	17	Delta Aquatics	55.52	58.22
52 Addie Sauickie r:+0.73 28.36 29.98	13	Sarasota Sharks	58.76	58.34
53 *Yulduz Kuchkarova r:+0.77 27.99 30.36	25	Clovis Swim Club	51.99Y	58.35
54 Emma Weyant r:+0.75 28.30 30.13	18	Sarasota Sharks	50.00Y	58.43
55 Kirsti McEnroe r:+0.71 28.09 30.37	15	Y-Spartaquatics Swim Club	57.81	58.46
56 Elizabeth Sowards r:+0.59 28.23 30.27	16	SwimMAC Carolina	56.92	58.50
57 Molly Leubner r:+0.69 28.23 30.29	15	Delta Aquatics	57.62	58.52
58 *Fresh Satianchokwisan r:+0.60 28.06 30.47	15	Bolles School Sharks	56.73	58.53
59 Hannah Ownbey r:+0.67 28.47 30.08	18	Y-Spartaquatics Swim Club	58.42	58.55
60 Abigail Kapeller r:+0.72 28.20 30.36	16	Unattached RIPT	49.94Y	58.56
61 Mckenna Stone r:+0.68 28.05 30.53	16	Fox Valley Swim Team	56.31	58.58
62 *Logan Watson-Brown r:+0.71 28.00 30.59	16	Baylor Swim Club	58.05	58.59
63 Kate McCarville r:+0.64 28.59 30.02	16	Springfield Aquatics	58.29	58.61
64 Pyper Doo r:+0.66 28.50 30.22	17	North Suburban Aquatic Club	57.17	58.72
65 Peyton D'Emanuele r:+0.69 28.35 30.39	17	Aquajets Swim Team	57.89	58.74
66 Carrie Johnson r:+0.69 28.75 30.20	22	University Of Tennessee	50.39Y	58.95
67 Mia Keranen r:+0.72 28.42 30.56	17	Club Wolverine	58.24	58.98
*68 Kayla Wilson r:+0.70 28.68 30.35	15	Tide Swimming	57.66	59.03
*68 Anna Shaw r:+0.69 27.98 31.05	17	Univ of Denver Hilltoppers	49.85Y	59.03
70 Jojo Jorgenson r:+0.72 28.26 30.89	18	Aquajets Swim Team	57.35	59.15
71 Rachel Stege r:+0.75 28.75 30.43	16	Fox Valley Swim Team	50.22Y	59.18
72 Mara Allen r:+0.65 28.36 30.88	17	Sierra Marlins Swim Team	57.93	59.24



MARRIOTT
BONVOY



Neptune-Benson
EVOQUA



TYR xfinity

2019-20 - TYR Pro Swim Series #2 Knoxville - 1/16/2020 to 1/19/2020

Results

Preliminaries ... (Event 27 Women 100 LC Meter Freestyle)

Name	Age	Team	Seed Time	Prelim Time
73 Elle Caldwell r:+0.82 28.33 30.97	17	Tide Swimming	57.24	59.30
74 Annabel Crush r:+0.75 28.47 30.86	17	Lakeside Swim Team	56.97	59.33
75 Allison Martin r:+0.78 29.02 30.33	17	The Fish	57.81	59.35
76 Elysse Pardus r:+0.70 29.18 30.27	18	South Carolina Swim Club	59.23	59.45
77 Stella Grace Watts r:+0.71 28.66 30.89	16	Area Tallahassee Aquatic Club	59.26	59.55
78 Audrey Yu r:+0.67 28.13 31.46	15	Sandpipers Of Nevada	58.16	59.59
79 Michaela Mattes r:+0.69 28.70 30.93	14	Sarasota Sharks	57.94	59.63
80 Jenna Smith r:+0.77 28.45 31.21	16	Univ of Denver Hilltoppers	57.91	59.66
81 Jessica Davis r:+0.69 28.76 30.97	18	Delta Aquatics	50.42Y	59.73
82 Gracie Weyant r:+0.63 28.79 31.00	14	Sarasota Sharks	58.34	59.79
83 Megan Cieczczak r:+0.65 29.12 30.71	16	Fox Valley Swim Team	59.04	59.83
84 Abbey Ketslakh r:+0.64 28.88 30.96	16	Club Wolverine	58.02	59.84
85 Brynn Curtis r:+0.77 28.61 31.24	18	York Swim Club	51.88Y	59.85
86 Lydia Hanlon r:+0.70 28.90 30.97	15	Area Tallahassee Aquatic Club	58.25	59.87
87 Taylor Williams r:+0.68 28.93 30.96	16	Aquajets Swim Team	50.44Y	59.89
88 Bella Cothorn r:+0.61 28.68 31.24	18	Parkway Swim Club	51.56Y	59.92
89 Tiffanie Ruan r:+0.62 28.51 31.47	17	Fox Valley Swim Team	50.39Y	59.98
90 Danielle Herrmann r:+0.66 29.14 30.97	32	Clovis Swim Club	51.01Y	1:00.11
91 Madison Berg r:+0.70 28.89 31.24	21	Unattached ARMY	51.81Y	1:00.13
92 Sarah Barton r:+0.79 29.33 30.98	17	SwimMAC Carolina	59.22	1:00.31
93 Abby Karl r:+0.62 28.96 31.48	16	Empire KC Swim Club	58.99	1:00.44
94 Savannah Barr r:+0.75 29.30 31.35	17	Sarasota Sharks	57.82	1:00.65
95 *Elodie Poo-Cheong r:+0.68 29.45 31.25	23	De Anza Cupertino Aquatics	59.14	1:00.70



2019-20 - TYR Pro Swim Series #2 Knoxville - 1/16/2020 to 1/19/2020

Results

Preliminaries ... (Event 27 Women 100 LC Meter Freestyle)

Name	Age	Team	Seed Time	Prelim Time
96 Ellie Waldrep r:+0.64 29.20 31.51	17	Baylor Swim Club	50.55 Y	1:00.71
97 Julianna Stephens r:+0.66 28.74 32.04	18	SwimAtlanta	58.91	1:00.78
98 Sydney Silver r:+0.84 28.97 31.90	17	Univ of Denver Hilltoppers	58.86	1:00.87
99 Adair Sand r:+0.67 29.40 31.60	18	Unattached BSS	58.16	1:01.00
100 Isabella Gable r:+0.78 29.79 31.23	19	University Of Tennessee	58.71	1:01.02
*101 *Haley Black r:+0.65 30.19 30.85	23	Swimming Canada	50.68 Y	1:01.04
*101 Holley Dennis r:+0.71 29.19 31.85	17	Univ of Denver Hilltoppers	59.00	1:01.04
103 Maddy Burt r:+0.72 29.92 32.81	17	Swim Florida	51.92 Y	1:02.73
--- Mckenna Morello Declared false start	20	University Of Tennessee	59.31	DFS
--- Trude Rothrock Declared false start	20	University Of Tennessee	56.13	DFS
--- Casaundra Moses Declared false start	16	Springfield Aquatics	57.79	DFS
--- Melanie Margalis Declared false start	28	Saint Petersburg Aquatics/Georgia	55.18	DFS
--- Emily Lenihan Declared false start	17	Lakeside Swim Team	57.87	DFS
--- Kendall Shields Declared false start	19	University Of Tennessee	57.82	DFS
--- Amber Myers Declared false start	16	Sierra Marlins Swim Team	58.60	DFS
--- Stanzi Moseley Declared false start	21	University Of Tennessee	55.81	DFS
--- *Maria Alvarez	30	Tennessee Aquatics	58.54	NS
--- *Taylor Ruck	19	Swimming Canada	52.72	NS
--- *Kennedy Goss	23	Granite Gators Swim Team	57.11	NS
--- Priscilla Wongso	18	Lakeside Aquatic Club	58.12	NS
--- Bailey Grinter	20	University Of Tennessee	56.94	NS
--- Mallory Beil	19	University Of Tennessee	51.69 Y	NS
--- Madeline Banic	22	Tennessee Aquatics	48.76 Y	NS
--- Natalie Ungaretti	18	University Of Tennessee	57.48	NS



2019-20 - TYR Pro Swim Series #2 Knoxville - 1/16/2020 to 1/19/2020

Results

Event 28 Men 100 LC Meter Freestyle

World:	46.91	W	7/30/2009	Cesar Cielo Filho	BRA
American:	46.96	A	7/25/2019	Caeleb Dressel	USA
U.S. Open:	47.39	O	7/31/2019	Ryan Held	New York Athleti
Jr World:	47.58	J	8/10/2016	Kyle Chalmers	AUS
Pro Swim:	48.00	P	2016	Nathan Adrian	
Pool:	48.98	P	1/19/2020	Zach Apple	Mission Viejo Na
Trial Cut:	50.49	T			

Name	Age	Team	Prelim Time	Finals Time
A - Final				
1 Zach Apple	22	Mission Viejo Nadadores	49.45	48.98 P
r:+0.63 23.77 25.21				
2 Ryan Held	24	New York Athletic Club	49.47	49.09 T
r:+0.64 23.65 25.44				
3 *Yuri Kisil	24	Swimming Canada	49.71	49.48
r:+0.68 23.85 25.63				
4 *Nyls Korstanje	20	NC State University	49.23	49.52
r:+0.63 23.51 26.01				
5 Mikel Schreuders	21	Unattached	49.95	49.58 T
r:+0.67 23.91 25.67				
6 Dean Farris	22	Harvard Swimming	49.89	49.74 T
r:+0.66 23.62 26.12				
7 Justin Ress	22	Wolfpack Elite	50.11	49.81 T
r:+0.66 24.01 25.80				
8 *Yusuke Legard	23	Pinnacle Racing	50.15	50.11
r:+0.62 24.00 26.11				
B - Final				
9 *Mathias Rysgaard	22	Denmark	50.39	49.99
r:+0.62 23.89 26.10				
10 Jacob Molacek	24	Wolfpack Elite	50.15	50.24 T
r:+0.62 23.77 26.47				
11 Josh Fleagle	26	Unattached	50.53	50.54
r:+0.68 24.07 26.47				
12 Grant House	21	Sun Devil Swimming	51.15	50.55
r:+0.60 24.75 25.80				
13 *Ali Khalafalla	23	Mission Viejo Nadadores	50.42	50.75
r:+0.62 23.94 26.81				
14 Alec Connolly	21	University Of Tennessee	50.77	50.83
r:+0.64 24.25 26.58				
15 Ian Ho	22	Unattached PRVT	50.73	50.84
r:+0.60 24.43 26.41				
16 *Carson Olafson	22	Swimming Canada	50.95	51.25
r:+0.66 24.61 26.64				
C - Final				
17 *Joshua Liendo	17	Swimming Canada	51.22	50.81
r:+0.67 24.39 26.42				
18 *James LeBuke	17	Swimming Canada	51.89	51.11
r:+0.64 24.17 26.94				



2019-20 - TYR Pro Swim Series #2 Knoxville - 1/16/2020 to 1/19/2020

Results

C - Final ... (Event 28 Men 100 LC Meter Freestyle)

Name	Age	Team	Prelim Time	Finals Time
19 *Stephen Calkins r:+0.63 24.48 26.67	21	University of Calgary Swim Clu	51.18	51.15
20 *Rasmus Nickelsen r:+0.64 24.76 26.46	17	Denmark	51.79	51.22
21 Sam Stewart r:+0.66 25.17 26.17	22	Unattached	51.31	51.34
22 Dare Rose r:+0.64 24.99 26.59	17	Scarlet Aquatics	51.52	51.58
23 Nolan Briggs r:+0.66 24.79 26.80	19	University Of Tennessee	51.25	51.59
24 *Jordan Crooks r:+0.66 24.74 26.88	17	Cayman Islands	51.41	51.62

D - Final

25 Sam Hoover r:+0.61 24.92 26.80	16	North Carolina Aquatic Club	52.22	51.72
26 William Cole r:+0.62 24.76 27.37	18	Lakeside Swim Team	52.08	52.13
27 *Edouard Fullum-Huot r:+0.70 25.48 26.84	17	Pointe-Claire Swim Club	52.59	52.32
28 *Mitchell Brough r:+0.75 25.30 27.12	18	Regina Optimist Dolphins Swim	52.50	52.42
29 *Jonathan Rutter r:+0.68 25.20 27.33	23	Unattached PRVT	52.54	52.53
30 Josh Walsh r:+0.64 25.44 27.12	20	University Of Tennessee	52.66	52.56
31 Noah Yanchulis r:+0.65 25.62 27.01	23	Unattached	52.51	52.63
32 Seth Bailey r:+0.59 25.63 29.40	19	University Of Tennessee	52.79	55.03

Event 28 Men 100 LC Meter Freestyle

World:	46.91	W	7/30/2009	Cesar Cielo Filho	BRA
American:	46.96	A	7/25/2019	Caeleb Dressel	USA
U.S. Open:	47.39	O	7/31/2019	Ryan Held	New York Athleti
Jr World:	47.58	J	8/10/2016	Kyle Chalmers	AUS
Pro Swim:	48.00	P	2016	Nathan Adrian	
Pool:	48.98	P	1/19/2020	Zach Apple	Mission Viejo Na
Trial Cut:	50.49	T			

Name	Age	Team	Seed Time	Prelim Time
Preliminaries				
1 *Nyls Korstanje r:+0.65 23.16 26.07	20	NC State University	48.87	49.23 q
2 Zach Apple r:+0.66 23.90 25.55	22	Mission Viejo Nadadores	47.69	49.45 T q
3 Ryan Held r:+0.68 23.72 25.75	24	New York Athletic Club	47.39	49.47 T q



2019-20 - TYR Pro Swim Series #2 Knoxville - 1/16/2020 to 1/19/2020

Results

Preliminaries ... (Event 28 Men 100 LC Meter Freestyle)

Name	Age	Team	Seed Time	Prelim Time	
4 *Yuri Kisil r:+0.69 23.96 25.75	24	Swimming Canada	48.79	49.71	q
5 Dean Farris r:+0.67 23.93 25.96	22	Harvard Swimming	48.07	49.89	T q
6 Mikel Schreuders r:+0.68 24.07 25.88	21	Unattached	49.08	49.95	T q
7 Kieran Smith r:+0.69 24.37 25.62	19	Unattached U of Florida	49.11	49.99	T q
8 Justin Ress r:+0.63 24.37 25.74	22	Wolfpack Elite	48.74	50.11	T q
9 *Yusuke Legard r:+0.61 23.94 26.21	23	Pinnacle Racing	49.85	50.15	q
10 Jacob Molacek r:+0.75 23.63 26.52	24	Wolfpack Elite	48.86	50.15	T q
11 *Mathias Rysgaard r:+0.64 24.09 26.30	22	Denmark	49.30	50.39	q
12 *Ali Khalafalla r:+0.64 24.01 26.41	23	Mission Viejo Nadadores	49.10	50.42	q
13 Jack Conger r:+0.67 24.25 26.20	25	Cavalier Aquatics	48.47	50.45	T q
14 Josh Fleagle r:+0.71 24.28 26.25	26	Unattached	49.98	50.53	q
15 Jake Magahey r:+0.75 24.53 26.08	18	SwimAtlanta	49.20	50.61	q
16 Ian Ho r:+0.58 24.36 26.37	22	Unattached PRVT	50.43	50.73	q
17 Alec Connolly r:+0.69 24.16 26.61	21	University Of Tennessee	50.09	50.77	q
18 *Carson Olafson r:+0.66 24.64 26.31	22	Swimming Canada	49.53	50.95	q
19 *Ryan Coetzee r:+0.60 24.33 26.75	24	Tennessee Aquatics	49.88	51.08	q
20 Grant House r:+0.61 24.65 26.50	21	Sun Devil Swimming	49.84	51.15	q
21 *Stephen Calkins r:+0.67 24.76 26.42	21	University of Calgary Swim Clu	50.10	51.18	q
22 Giles Smith r:+0.57 24.97 26.24	28	Sun Devil Swimming	50.47	51.21	q
23 *Joshua Liendo r:+0.66 24.55 26.67	17	Swimming Canada	49.17	51.22	q
24 Nolan Briggs r:+0.67 24.71 26.54	19	University Of Tennessee	50.48	51.25	q
25 Sam Stewart r:+0.66 25.29 26.02	22	Unattached	51.72	51.31	q
26 *Jordan Crooks r:+0.65 24.77 26.64	17	Cayman Islands	52.36	51.41	q



2019-20 - TYR Pro Swim Series #2 Knoxville - 1/16/2020 to 1/19/2020

Results

Preliminaries ... (Event 28 Men 100 LC Meter Freestyle)

Name	Age	Team	Seed Time	Prelim Time	
27 *Peter Wetzlar r:+0.64 24.36 27.10	22	Kentucky Aquatics	50.50	51.46	q
28 Dare Rose r:+0.64 24.98 26.54	17	Scarlet Aquatics	50.61	51.52	q
29 *Bayley Main r:+0.69 24.55 27.06	22	Gator Swim Club	50.75	51.61	q
30 Matthew Josa r:+0.64 24.52 27.15	24	California Aquatics	50.24	51.67	q
31 *Kaan Ayar r:+0.59 25.13 26.61	24	Dallas Mustangs	50.75	51.74	q
32 *Rasmus Nickelsen r:+0.64 24.81 26.98	17	Denmark	50.22	51.79	q
33 *James LeBuke r:+0.67 24.94 26.95	17	Swimming Canada	50.47	51.89	
34 *Tim Zeng r:+0.64 24.60 27.37	22	Chena Swim Club	52.03	51.97	
35 Nicolas Fink r:+0.72 25.65 26.37	26	Athens Bulldog Swim Club/Georgia	51.60	52.02	
36 William Cole r:+0.67 24.77 27.31	18	Lakeside Swim Team	51.71	52.08	
*37 Boyd Poelke r:+0.66 24.98 27.24	18	SwimMAC Carolina	51.71	52.22	
*37 Sam Hoover r:+0.64 25.01 27.21	16	North Carolina Aquatic Club	50.72	52.22	
39 Jacob Powell r:+0.68 25.21 27.14	18	Unattached ARMY	51.72	52.35	
40 *Mitchell Brough r:+0.74 25.44 27.06	18	Regina Optimist Dolphins Swim	52.21	52.50	
41 Noah Yanchulis r:+0.65 25.12 27.39	23	Unattached	51.83	52.51	
42 *Jonathan Rutter r:+0.73 25.51 27.03	23	Unattached PRVT	51.61	52.54	
43 *Edouard Fullum-Huot r:+0.67 25.73 26.86	17	Pointe-Claire Swim Club	51.65	52.59	
44 Jake Mitchell r:+0.70 25.62 27.02	18	Carmel Swim Club	51.83	52.64	
45 Josh Walsh r:+0.63 25.32 27.34	20	University Of Tennessee	50.60	52.66	
46 Seth Bailey r:+0.56 25.08 27.71	19	University Of Tennessee	50.38	52.79	
47 *Steven Aimable r:+0.63 25.41 27.48	20	Azura Florida Aquatics	51.72	52.89	
48 Billy Webber r:+0.61 25.03 27.87	20	Unattached ARMY	44.63 Y	52.90	
49 Justin Fleagle r:+0.56 25.20 27.81	18	Unattached	52.45	53.01	

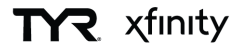


2019-20 - TYR Pro Swim Series #2 Knoxville - 1/16/2020 to 1/19/2020

Results

Preliminaries ... (Event 28 Men 100 LC Meter Freestyle)

Name	Age	Team	Seed Time	Prelim Time
50 Cam Abaqueta r:+0.67 25.41 27.64	16	SwimMAC Carolina	53.24	53.05
51 David Curtiss r:+0.64 25.36 27.73	17	Hamilton Y Aquatic Club	51.45	53.09
52 Tj Pittenger r:+0.62 25.61 27.64	16	SwimAtlanta	52.27	53.25
53 *Braga Verhage r:+0.60 25.43 27.83	22	University Of Tennessee	44.59Y	53.26
54 *Spencer Bougie r:+0.68 25.72 27.62	25	Pointe-Claire Swim Club	51.37	53.34
*55 William Chavez r:+0.64 25.79 27.61	18	Univ of Denver Hilltoppers	52.46	53.40
*55 Evan Stanislaw r:+0.66 25.76 27.64	18	Y-Spartaquatics Swim Club	52.95	53.40
*55 Kayde Cross r:+0.66 25.03 28.37	16	Parkway Swim Club	52.43	53.40
58 Hogan Harper r:+0.68 25.67 27.78	22	Unattached ARMY	45.31Y	53.45
59 Scott Cain r:+0.71 25.78 27.74	19	Fremont Area Swim Team	45.97Y	53.52
60 Alex Brehm r:+0.67 25.88 27.90	17	Lakeside Swim Team	53.53	53.78
61 Eien McGee r:+0.59 25.98 27.90	19	University Of Tennessee	52.98	53.88
62 Evan Petty r:+0.71 26.11 27.78	16	Nashville Aquatic Club	52.54	53.89
63 Nate Hein r:+0.67 25.26 28.67	21	Unattached ARMY	43.77Y	53.93
*64 Nick Zito r:+0.72 25.20 28.74	25	Unattached FMC	44.93Y	53.94
*64 *Lukas Cote r:+0.65 25.84 28.10	18	Saint Petersburg Aquatics	52.21	53.94
66 *Gabriel Araya r:+0.70 25.94 28.01	20	Azura Florida Aquatics	51.04	53.95
67 Evan McCormick r:+0.64 26.17 27.95	18	Sierra Marlins Swim Team	53.57	54.12
68 *Patrick Hussey r:+0.76 25.86 28.31	18	Pointe-Claire Swim Club	52.38	54.17
69 Tavis Siebert r:+0.66 26.15 28.03	17	Pitchfork Aquatics	53.05	54.18
70 *Oskar Hoff r:+0.67 26.17 28.08	21	University Of Tennessee	46.30Y	54.25
71 Kendall Ewing r:+0.63 26.13 28.40	17	Tide Swimming	46.40Y	54.53
72 Jackson Davis r:+0.57 25.76 28.90	17	SwimMAC Carolina	53.03	54.66



2019-20 - TYR Pro Swim Series #2 Knoxville - 1/16/2020 to 1/19/2020

Results

Preliminaries ... (Event 28 Men 100 LC Meter Freestyle)

Name	Age	Team	Seed Time	Prelim Time
73 Scott Scanlon r:+0.69 26.14 28.53	19	University Of Tennessee	45.33Y	54.67
74 Luke Brice r:+0.65 25.92 28.83	19	University Of Tennessee	46.06Y	54.75
75 Justin Culetu r:+0.70 26.13 28.66	17	Unattached	53.03	54.79
76 Luke Massey r:+0.66 25.86 29.14	19	University Of Tennessee	45.69Y	55.00
77 Jackson Kirk r:+0.70 26.09 29.10	18	Bolles School Sharks	52.28	55.19
78 *Rafael Ponce De Leon r:+0.75 25.88 29.35	19	Bolles School Sharks	52.89	55.23
79 *Philippe Robins r:+0.69 26.51 28.90	17	Pointe-Claire Swim Club	53.33	55.41
80 Sean Paul Stolarski r:+0.65 25.75 29.70	20	Unattached ARMY	45.59Y	55.45
81 Lucas Mills r:+0.61 26.29 29.22	20	University Of Tennessee	45.26Y	55.51
82 Joshua Zock r:+0.69 24.47 31.95	20	Unattached ARMY	44.63Y	56.42
--- *Mason Wilby Declared false start	20	Kentucky Aquatics	52.66	DFS
--- Luke Barr Declared false start	16	Sarpy County Swim Club	51.68	DFS

